



CARLISLE
FOODSERVICE PRODUCTS

PROFESSIONAL
DURABLE
TOUGH
HARD-
WORKING
**TRANS-
PORTATION
EQUIPMENT**

Carlisle's high quality dollies, carts and caddies help you reduce the risk of food contamination and employee injuries.





CARTS

Our **unique combination** of space saving design, load capacity and long-lasting durability provide **superior value** and make Fold 'N Go the transport cart every foodservice operation needs.

Perfect for full kitchens, hallways or off-site catering; Fold 'N Go Carts **support 350 pounds** and fold up in a single, quick and easy motion. The cart **ships fully assembled** making ownership a joy from the very beginning.


Fold 'N Go® Carts

- Folds up to store easily behind doors, between counters or in small spaces
- Solid legs and sturdy shelves hold up to 350 pounds
- Cart ships fully assembled; no tools or complicated latches required
- Collapses to 9" width and 10.5" width; stores easily behind doors, in between counters or back of delivery vans
- Folds down, tucks away and is always available for multiple purposes
- Shelves are easy to clean; top shelf has ergonomically shaped, easy grip handles at both ends for a fast, secure grip
- 4" heavy-duty, non-marking swivel casters with molded-in metal reinforcement plates are permanently staked to .75" solid aluminum legs for longer life and added strength and rigidity

Licensed Product under U.S. Patent No. 5806864



SBC1521



SBC2031



SBC1521

Find replacement parts at
www.carlislefsp.com/replacement-parts



350 lb Capacity



Easily folds with one hand



Prod No	Description	Weight Capacity	Color	Pack
Fold 'N Go Carts				
SBC1521	15" x 21" Fold 'N Go Cart	350 lb	03, 23	1 ea
SBC2031	20" x 31" Fold 'N Go Cart	350 lb	03, 23	1 ea
SBCC240	Fold 'N Go Cart Replacement Caster, Swivel	—	00	1 ea
SBCC245	Fold 'N Go Cart Replacement Caster, Swivel with Brake	—	00	1 ea
SBCA30000	Fold 'N Go Cart Replacement Slide Bracket Assembly	—	—	1 ea
SBCRKIT	Fold 'N Go Hardware Replacement Kit (includes 2 casters)	—	—	1 ea



CARTS

Bussing Carts

- Durable construction stands up to the toughest use
- Molded on handles that will not come apart when rolling over bumps and uneven surfaces
- Raised edges on shelves for quick loading and protect from spills and accidents
- Available with optional back panels to hide clutter or locking doors to secure sensitive items like liquor or cleaning supplies (15" x 21" size only)



Find replacement parts at
www.carlislefsp.com/replacement-parts



CC2036DP, available with locking doors and side panels to secure sensitive items



Prod No	Description	Weight Capacity	Color	Pack
Bussing Carts				
CC2243 Δ	42" x 23" Large Bussing Cart	300 lb	03	1 ea
CC2036 Δ	18" x 36" Bussing Cart	300 lb	03	1 ea
CC2036DP	18" x 36" Bussing Cart with Doors and Back Panels	300 lb	03	1 ea
CC2036P	18" x 36" Bussing Cart with Back Panels	300 lb	03	1 set
CD2036	18" x 36" Doors and Back Panels Only	—	03	1 set
CP2036	18" x 36" Back Panels Only	—	03	1 set
CC11SH \blacklozenge	Accessory Bin for Bussing Cart	—	03	1 ea
CC11TH	Trash Bin for Bussing Cart	—	03	1 ea

NSF Listed products are designated with a Δ and may be prefixed with an N

Shipping Notes: CC2036 & SBC1521 can ship UPS/FedEx Ground at oversize cost, CC2243 & SBC2031 cannot ship UPS/FedEx Ground

\blacklozenge California Residents: Bisphenol A **WARNING:** See appendix A on page 281



Stainless Steel Utility Carts

- Utility carts are constructed of heavy gauge stainless steel for superior strength and durability
- Continuous weld construction provides added durability as compared to other, spot welded utility carts
- Non-marking soft rubber bumpers prevent scratches and scuffs on walls



UC4031529



UC3031524



UC7022133

Service Cart

- One-piece design, all plastic construction
- Polyethylene exterior and polyurethane foam core for added strength
- Heavy-duty 5" non-marking caster with molded-in metal reinforcement plates
- Optional Trash Container (SBC11TC) and Part Holder (SBC11SH) available separately
- NSF Listed



Find replacement parts at
[www.carlislefsp.com/
 replacement-parts](http://www.carlislefsp.com/replacement-parts)



SBC230 with SBC11TC
 and SBC11SH

Black(03)

Prod No	Description	Weight Capacity	Color	Pack
Service Cart				
SBC230 Δ	Service Cart - 2 Fixed Casters, 2 Swivel Casters, 1 with Brake	500 lb	03	1 ea
SBC11SH	Part Holder for SBC230	—	03	1 ea
SBC11TC	Trash Container for SBC230	—	03	1 ea
Stainless Steel Utility Carts				
UC3031524	15.5" x 24", 3 Shelf Utility Cart	300 lb	—	1 ea
UC3031827	18" x 27", 3 Shelf Utility Cart	300 lb	—	1 ea
UC5031524	15.5" x 24", 3 Shelf Utility Cart	500 lb	—	1 ea
UC5031827	18" x 27", 3 Shelf Utility Cart	500 lb	—	1 ea
UC5032135	21" x 35", 3 Shelf Utility Cart	500 lb	—	1 ea
UC7022133	21" x 33", 2 Shelf Utility Cart	700 lb	—	1 ea
UC7032133	21" x 33", 3 Shelf Utility Cart	700 lb	—	1 ea
UC4031529	15.75" x 29.5", 3 Shelf Knock-Down Utility Cart	400 lb	—	1 ea
UC4031733	17.75" x 33.38", 3 Shelf Knock-Down Utility Cart	400 lb	—	1 ea

NSF Listed products are designated with a Δ and may be prefixed with an N

Shipping Notes: SBC230, UC3031524, UC3031827, UC5031524, UC5031827, UC5032135, UC7031524, UC7031827, UC7022133, UC7032133 cannot ship UPS/FedEx



CARTS

Utility Carts

- Excellent for transporting equipment and heavy loads
- Bin top utility carts (UC4018 & UC4525) reduce the potential for items to fall off during transport
- Durable and chemical-resistant polypropylene construction; will not rust, dent, chip or peel
- Convenient knock-down design
- Integrated cord wrap for easy access (UC1940)



UC1940



UC4018



UC1940

Find replacement parts at www.carlislefsp.com/replacement-parts



Prod No	Description	Weight Capacity	Color	Pack
Utility Carts				
UC1940	19" x 40" x 32.5" Utility Cart	500 lb	23	1 ea
UC4018	40" x 17.25" Small Bin Top Utility Cart	500 lb	23	1 ea
UC4525	45" x 25" Large Bin Top Utility Cart	500 lb	23	1 ea
UCC4018	Replacement Casters for UC4018 & UC4525 (Swivel, 2 pack)	—	00	1 cs
UCC4525	Replacement Casters for UC4018 & UC4525 (Fixed, 2 pack)	—	00	1 cs

DISH DOLLIES

Optimizer™ Adjustable Dish Dollies

- Adjustable dividers eliminate the need for individually sized dollies
- Dollies hold plates from 5.5" to 12.5"
- Polyethylene dividers and walls help prevent dish edge chipping
- Two-handed access to all plates reduces breakage
- Non-marking casters (2 locking, 2 non-locking) for easy transport of loaded dollies
- Includes vinyl cover with easy-opening hook & loop side included for sanitary storage
- Find replacement parts at www.carlislefsp.com/replacement-parts
- NSF Listed



ADD4, ADD6 Optimizer Dollies Also Feature:

- Most flexible dolly available; holds trays, plates, and platters
- ADD6 holds oval platters from 9.5" x 7.25" to 13.5" x 10.5"
- Holds 5 stacks of 9.88" to 11.25" plates; 25% more than any other similar dish dolly
- Holds 8 stacks of 5.5" to 8.25" plates; 33-50% more than any other similar dish dolly (up to 50 or more plates per stack, depending on plate profile)
- Use 2 to 4 dividers for 10" or larger plates; 6 dividers for 8" to 9.75" plates; 8 dividers for 8 stacks of 7.75" or smaller plates
- 2 dividers for 13.5" x 10.5" platters; 6 dividers for 9.5" x 7.25" to 12" x 9.25" platters.

ADS4, ADS8 Optimizer Dollies Also Feature:

- Smaller size fits through narrow corridors or under tables
- Flexible configuration holds a variety of plates and platters



ADD4



ADD6

ADD6 Vinyl Cover with ADD6



Prod No	Description	Color	Pack
Optimizer Standard Dish Dollies & Accessories			
ADD4 Δ	Optimizer Dish Dolly with 4 Dividers	01*, 03	1 ea
ADD6 Δ	Optimizer Dish Dolly with 6 Dividers	01*, 03	1 ea
ADDD Δ	Optimizer Replacement Dividers (Set of 2)	01, 03	2 ea
ADDC ♦	Optimizer Vinyl Replacement Cover (for ADD4 or ADD6)	07	1 ea
Optimizer Small Dish Dollies & Accessories			
ADS4 Δ	Optimizer Small Dish Dolly and 4 Adjustable Dividers	03	1 ea
ADS8 Δ	Optimizer Small Dish Dolly and 8 Adjustable Dividers	03	1 ea
ADSD	Optimizer Replacement Dividers (Set of 4)	03	1 ea
ADSC ♦	Optimizer Vinyl Replacement Cover (for ADS4 or ADS8)	07	1 ea

NSF Listed products are designated with a Δ and may be prefixed with an N

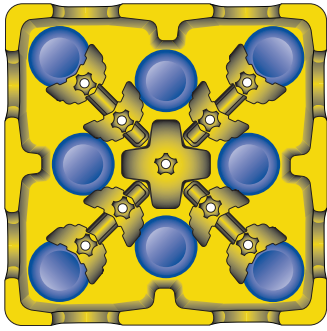
Note: ADD4, ADD6, ADS4, ADS8 cannot ship UPS/FedEx

*Color available by special order only

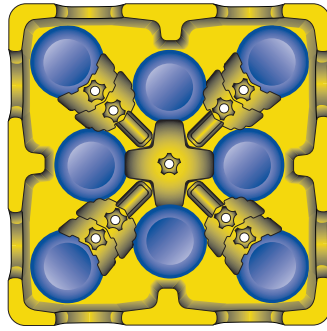
♦ California Residents: Di(2-ethylhexylphthalate (DEHP) **WARNING:** See appendix B on page 1



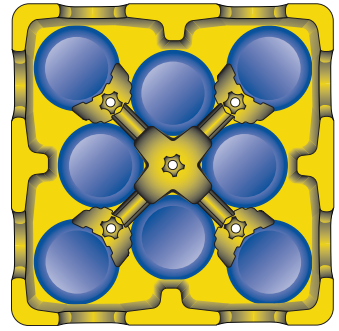
Optimizer Adjustable Dish Dolly Guide



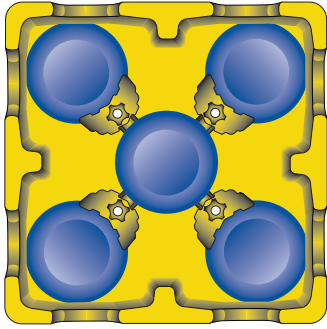
ADS8 Layout for 5.5" round plates



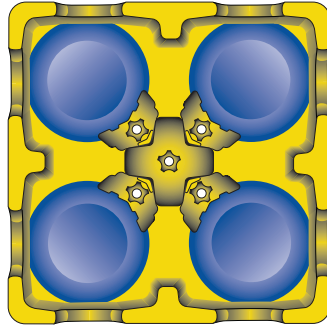
ADS8 Layout for 6.5" round plates



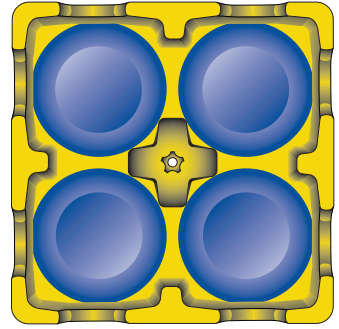
ADS4 Layout for 7.5" round plates and 6" square plates



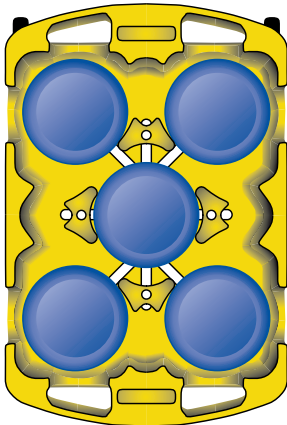
ADS4 Layout for 9" round plates



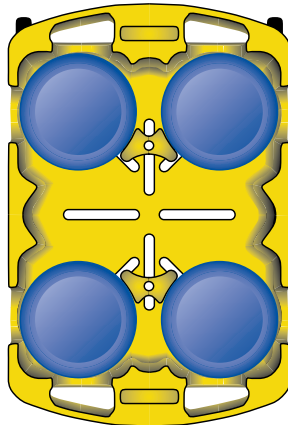
ADS4 Layout for 11" round plates and 8.5" square plates



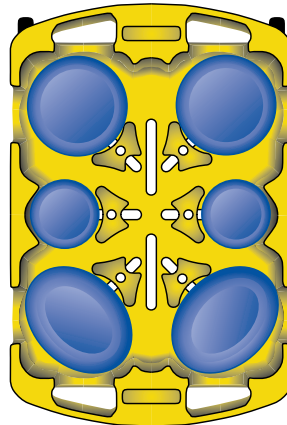
ADS4 Layout for 12" round plates



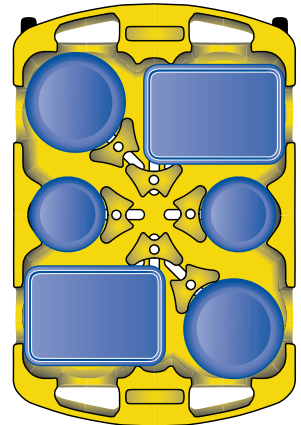
ADD4 Layout for 9.88" to 11.25" round plates



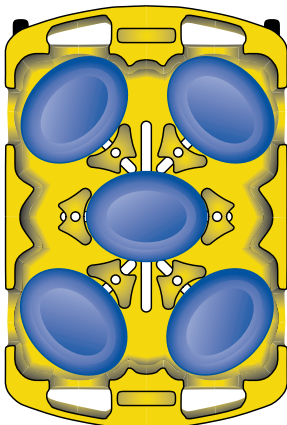
ADD4 Layout for 11.38" to 12.5" round plates, 8.5" to 10.5" square plates and 13.5" by 10.5" platters



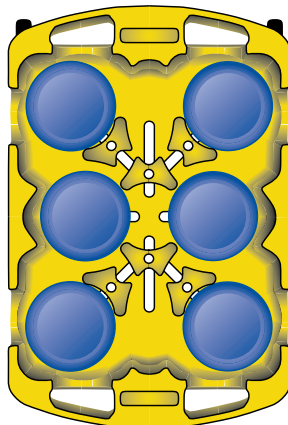
ADD6 Layout for 12" by 9" to 9.5" by 7.25" platters, 5.5" to 8" and 5.5" to 12" round plates



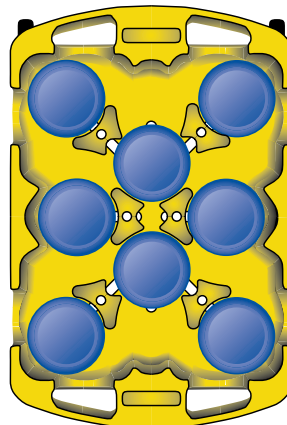
ADD6 Layout for 10" by 14.5" trays and 7.5" and 10" round plates



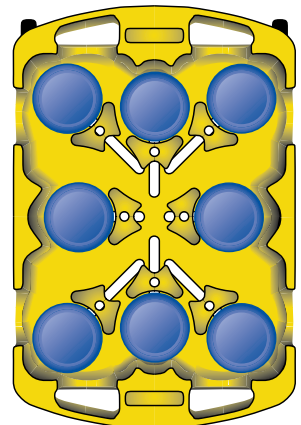
ADD6 Layout for 12" by 9.25" to 9.5" by 7.25" platters



ADD6 Layout for 8.38" to 9.75" round plates



ADD6 Layout for 8" to 9.25" round plates




ADD6 Layout with 2 Additional Dividers for 5.5" to 7.88" round plates

JANITORIAL CARTS

Janitorial Carts & Accessories

- Rugged polypropylene resists cracking, peeling and corrosion
- Three durable shelves with raised edges keep items organized
- Platform base holds a Bucket/Wringer or 23 gallon TrimLine™ Waste Container
- Includes a 25 gallon nylon bag for waste or laundry collection
- 3" standard Carlisle non-marking swivel casters in front; large 8" non-marking rear wheels



Integrated tool holders, shelves and hooks keep everything organized including unwieldy handles.



Front hooks hold most standard Wet Floor Signs. Built-in hanger holds multiple spray bottles.



Structurally reinforced base and heavy-duty casters/wheels withstand rough use – holds up to 300 lbs.



Tough 25 gallon nylon bag easily attaches to cart arm. Hooks on top of arm to hold trash liners in place. Arm swings up for more compact storage when not in use.

Tool Caddy

- Handled caddy fits in the top compartment of the JC1945 cart series
- Deep compartments prevent spills
- Made of durable polypropylene

Prod No	Description	Weight Capacity	Color	Pack
Janitorial Carts & Accessories				
JC1945S	45"L x 19"W x 39"H Short Platform Janitorial Cart	300 lb	23	1 ea
JC1945L	49"L x 19"W x 39"H Long Platform Janitorial Cart	300 lb	23	1 ea
JC1946	Replacement Bag for JC1945S & JC1945L	—	14	1 ea
JC1945CB	Tool Caddy for Janitorial Cart	—	23	1 ea
36908C	3" Replacement Casters	—	00	2 ea