

**SAME  
DAY  
SHIPPING**

**QUANTUM**  
FOODSERVICE



**IMPORTANT NOTE:**

Effective March 15th, 2021: 10% price increase applies to prices noted herein due to extreme increases in raw materials January / February 2021.



Wire/Solid/Polymer Shelving



Security Units



Polymer Shelving



Wire/Solid Shelving Finishes



Wall Mounted Systems



Dunnage Racks



Cantilever Systems



Wire/Polymer Utility Carts



Pizza Dough Boxes



Bussing Tubs



Keg Racks

**Free Freight Programs**

**Customize To Your Exact Needs**

**Design & Installation Available**



Export Representatives:

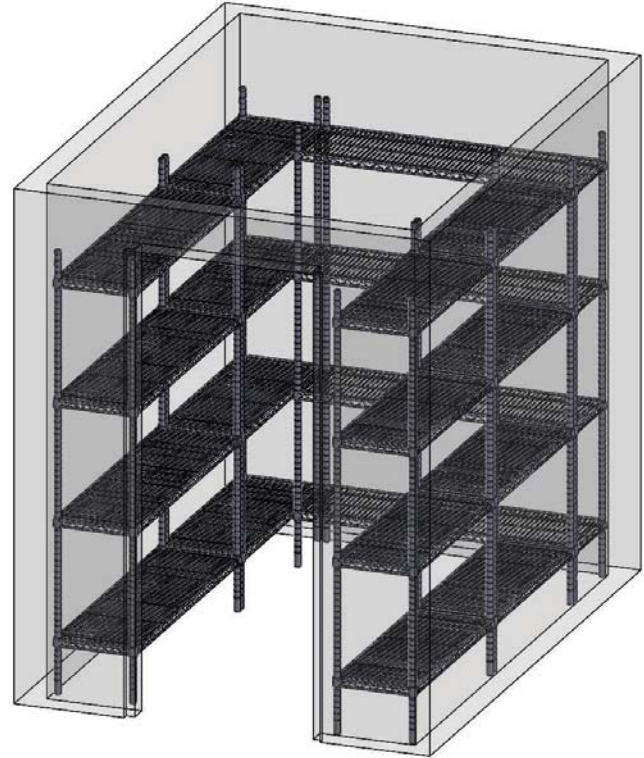
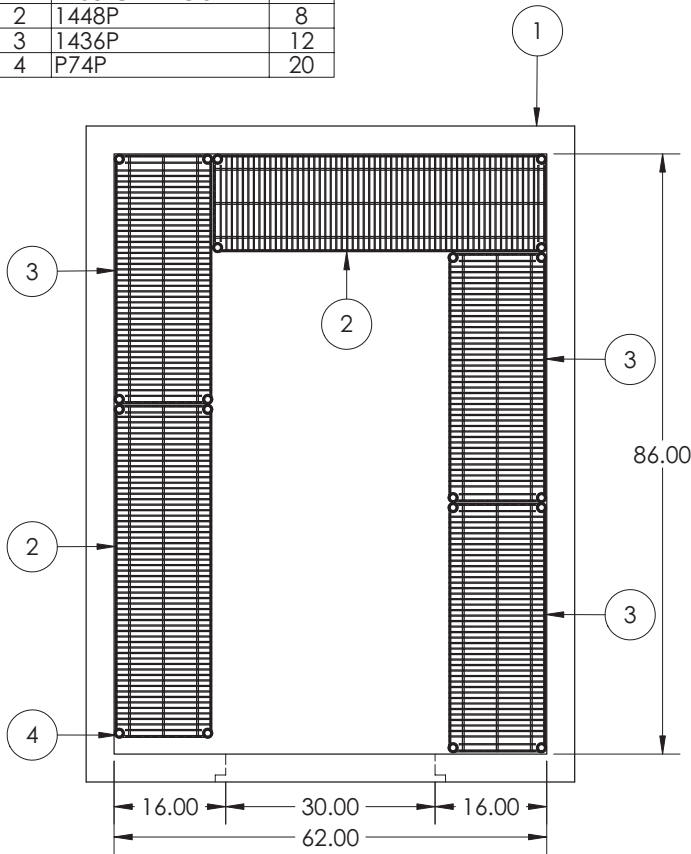
MBH International Sales, Inc.  
4907 SW 75th Ave. Miami, FL  
33155 USA Phone: (305)  
669-1894 Fax: (305) 669-1797  
www.mbhny.com

**2021  
CATALOG**



# COMPLIMENTARY CAD DESIGN... PERFECT FOR YOUR WALK-IN COOLERS.

ITEM NO.	PART NUMBER	QTY.
1	BL68-C LAYOUT	1
2	1448P	8
3	1436P	12
4	P74P	20



Comments: No sharp edges.	UNLESS OTHERWISE SPECIFIED:		Dimensions are in Inches Center to Center Tolerance: ± .005 All Other Dimensions Tolerance ± .03	<p><b>PROPRIETARY AND CONFIDENTIAL</b> THE INFORMATION CONTAINED IN THIS DRAWING IS THE SOLE PROPERTY OF QUANTUM STORAGE SYSTEMS. ANY REPRODUCTION IN PART OR AS A WHOLE, WITHOUT THE WRITTEN PERMISSION OF QUANTUM STORAGE SYSTEMS, IS PROHIBITED.</p>	Part Number: <b>BL68-C_MAIN_ASSY</b>		
	Material	Cold Rolled Steel			SIZE <b>A</b>	REV Orig.	SCALE: 1:20
	Finish	As Noted			SHEET 1 OF 1		
	Welding	Welding Standard					
	Deburring	Deburring standard					
DO NOT SCALE DRAWING							

## CAD DESIGN:

Design assistance is available for all your major projects from room layouts to shelving or cart design. We'll create and develop an integrated system around your requirements. Layouts can be created to accommodate your space with the appropriate product mix.

Quantum Food Service offers the most complete package of storage products to satisfy all your requirements. Let us review your next project to maximize your storage space.

- Industry Exclusive 3D Modeling
- Blueprint & AutoCAD Compatible
- Space Utilization & Maximization
- Plan-o-grams




















**IMPORTANT NOTE:**  
Effective March 15th, 2021: 10% price increase applies to prices noted herein due to extreme increases in raw materials January / February 2021.



**TABLE OF CONTENTS**

-  SHELIVING FINISHES, FEATURES & WARRANTY.....Pg 4
-  WIRE & POLYMER SHELIVING.....Pg 5
-  POSTS & LABEL HOLDERS.....Pg 6
-  WIRE SHELIVING STARTER UNITS.....Pg 7-9
-  CONVENIENT ONE BOX SHELIVING.....Pg 10-12
-  SOLID SHELIVING & STARTER UNITS.....Pg 13
-  CARTS & TRUCKS.....Pg 14-18
-  ACCESSORIES.....Pg 19-23
-  STORE GRID MOUNTED SYSTEMS.....Pg 24-30
-  CANTILEVER SHELIVING.....Pg 31-33
-  DUNNAGE & KEG RACKS.....Pg 34-36
-  TRACK SYSTEMS.....Pg 37-38
-  SECURITY UNITS.....Pg 39
-  WIRE BUN PAN PACKS.....Pg 40
-  UTILITY CARTS.....Pg 41-42

-  GIANT STACK CONTAINERS.....Pg 43
-  ULTRA STACK AND HANG BINS.....Pg 44
-  ECONOMY SHELF BINS.....Pg 45
-  ATTACHED TOP CONTAINERS.....Pg 46
-  STACK & NEST TOTES.....Pg 47
-  LATCH CONTAINERS.....Pg 48
-  TUBS.....Pg 49
-  BIN WIRE SHELIVING SYSTEMS.....Pg 50-52
-  BIN WIRE SYSTEMS & WORK TABLES.....Pg 53
-  CONDIMENT ORGANIZERS.....Pg 54-55
-  PIZZA DOUGH BOXES.....Pg 56
-  BUSSING TUBS AND UTILITY BOXES.....Pg 57
-  POLYMER SHELIVING COMING SOON.....Pg 58-61
-  LAYOUT ASSISTANCE SERVICES.....Pg 62
-  TERMS AND CONDITIONS.....Pg 63





Shelving Finishes



**Chrome** - is electro-plated over a copper nickel with a high glossy finish. Perfect for the "front of the house" and the most popular finish. Limited one year against rust and corrosion in dry storage applications.

**Stainless Steel** - type 304 provides stability and durability with a smooth, attractive, electro polished surface. The best product available for corrosive, high humidity or clean room environments. Lifetime limited warranty against rust and corrosion.

**Green, Gray and Black Epoxy** - are an ideal solution for high humidity, wet, or walk-in-cooler applications. The carbon steel is treated with an iron phosphate and the powder coated epoxy is electrostatically applied, baked and cured to a hard surface. All three colors are antimicrobial.

**15 year limited warranty for antimicrobial finish to not rust or corrode.**



**600-800 lb.**  
LOAD CAPACITY PER SHELF

PERFORMANCE FEATURES:

- All welded construction with additional wire trussing for high strength characteristics
- Top mat wires run front to back (except on 12" x 36" size) for ease of loading and unloading
- Wire allows air to circulate and light to penetrate for increased product visibility
- Minimal dirt accumulation
- Split conical sleeve adaptors secure shelf corner to post
- Numbered grooved posts on 1 inch increments for quick assembly
- No tools required for assembly
- Adjustable foot levelers
- Durable finishes
- Aesthetically pleasing
- Optional accessories
- National Sanitation Foundation (NSF) Approved
- Shipped KD Class 70

APPLICATION	FINISHES				
	CHROME FINISH	STAINLESS STEEL FINISH	PROFORM GREEN, GRAY & BLACK EPOXY FINISH	ANTI-BACTERIAL BLUE FINISH	POLYMER FINISH
DRY STORAGE	YES	YES	YES	YES	YES
WET STORAGE	NO	YES	YES	YES	YES
COOLER STORAGE	NO	YES	YES	YES	YES
FREEZER STORAGE	NO	YES	YES	YES	YES
WARRANTY*	1 YEAR DRY	LIFETIME	15 YEAR	15 YEAR	15 YEAR

\*Limited against rust and corrosion



MOBILIZE YOUR WIRE SHELVING

**DB - Donut Bumper** \$3.84  
Non-marking donut bumper used to protect walls and help cushion impact.

**WR-00H (Mobile Kit)\*** \$132.50  
Set of four swivel polyurethane 5" x 1-1/4" casters, two with brakes. Can be used with all units shown. 1,200 lb. load capacity. \*Mobile kits recommended only for shelves 18" and wider.



**IMPORTANT NOTE:**

Effective March 15th, 2021: 10% price increase applies to prices noted herein due to extreme increases in raw materials January / February 2021.

**WIRE AND POLYMER SHELVING****Wire Shelves**


Genuine Quantum modular wire systems offer a unique combination of shelf and post sizes in a variety of finishes to compliment any application. The all welded shelf construction is supported with architectural wire trusses to provide between 600 lb. and 800 lb. capacity per shelf.

		CHROME		STAINLESS STEEL		PROFORM GREEN		EPOXY GRAY		BLACK	
SHELF W" x L"	SHIP WGT	MODEL NO.	PRICE EACH	MODEL NO.	PRICE EACH	MODEL NO.	PRICE EACH	MODEL NO.	PRICE EACH	MODEL NO.	PRICE EACH
<b>12" Deep - Wire Shelves</b>											
12" x 24"	6 lbs	1224C	\$25.94	-	-	1224P	\$23.98	1224GY	\$23.98	1224BK	\$23.98
12" x 30"	6 lbs	1230C	\$31.13	-	-	1230P	\$27.98	1230GY	\$27.98	1230BK	\$27.98
12" x 36"	7 lbs	1236C	\$33.59	1236S	\$106.86	1236P	\$30.36	1236GY	\$30.36	1236BK	\$30.36
12" x 42"	8 lbs	1242C	\$38.42	-	-	1242P	\$37.23	1242GY	\$37.23	1242BK	\$37.23
12" x 48"	9 lbs	1248C	\$43.47	1248S	\$135.12	1248P	\$42.00	1248GY	\$42.00	1248BK	\$42.00
12" x 60"	14 lbs	1260C	\$54.97	1260S	\$156.29	1260P	\$53.22	1260GY	\$53.22	1260BK	\$53.22
12" x 72"	17 lbs	1272C	\$67.10	1272S	\$197.59	1272P	\$62.76	1272GY	\$62.76	1272BK	\$62.76
<b>14" Deep - Wire Shelves</b>											
14" x 24"	6 lbs	1424C	\$28.33	1424S	\$89.40	1424P	\$27.00	1424GY	\$27.00	1424BK	\$27.00
14" x 30"	7 lbs	1430C	\$34.01	1430S	\$103.28	1430P	\$32.96	1430GY	\$32.96	1430BK	\$32.96
14" x 36"	8 lbs	1436C	\$38.00	1436S	\$118.22	1436P	\$37.44	1436GY	\$37.44	1436BK	\$37.44
14" x 42"	10 lbs	1442C	\$43.75	1442S	\$132.24	1442P	\$40.46	1442GY	\$40.46	1442BK	\$40.46
14" x 48"	11 lbs	1448C	\$48.45	1448S	\$144.72	1448P	\$45.51	1448GY	\$45.51	1448BK	\$45.51
14" x 54"	12 lbs	1454C	\$54.06	1454S	\$159.66	1454P	\$51.26	1454GY	\$51.26	1454BK	\$51.26
14" x 60"	14 lbs	1460C	\$63.53	1460S	\$182.03	1460P	\$59.95	1460GY	\$59.95	1460BK	\$59.95
14" x 72"	17 lbs	1472C	\$77.62	1472S	\$221.71	1472P	\$65.08	1472GY	\$65.08	1472BK	\$65.08
<b>18" Deep - Wire Shelves</b>											
18" x 24"	7 lbs	1824C	\$34.71	1824S	\$101.32	1824P	\$31.41	1824GY	\$31.41	1824BK	\$31.41
18" x 30"	8 lbs	1830C	\$38.21	1830S	\$117.10	1830P	\$37.44	1830GY	\$37.44	1830BK	\$37.44
18" x 36"	10 lbs	1836C	\$43.61	1836S	\$134.42	1836P	\$40.88	1836GY	\$40.88	1836BK	\$40.88
18" x 42"	11 lbs	1842C	\$51.82	1842S	\$150.54	1842P	\$48.38	1842GY	\$48.38	1842BK	\$48.38
18" x 48"	14 lbs	1848C	\$56.23	1848S	\$172.35	1848P	\$53.78	1848GY	\$53.78	1848BK	\$53.78
18" x 54"	15 lbs	1854C	\$66.75	1854S	\$194.30	1854P	\$64.86	1854GY	\$64.86	1854BK	\$64.86
18" x 60"	17 lbs	1860C	\$76.92	1860S	\$223.12	1860P	\$67.45	1860GY	\$67.45	1860BK	\$67.45
18" x 72"	20 lbs	1872C	\$86.74	1872S	\$252.15	1872P	\$79.80	1872GY	\$79.80	1872BK	\$79.80
<b>21" Deep - Wire Shelves</b>											
21" x 24"	8 lbs	2124C	\$36.46	2124S	\$109.31	2124P	\$35.76	2124GY	\$35.76	2124BK	\$35.76
21" x 30"	9 lbs	2130C	\$41.93	2130S	\$126.63	2130P	\$39.27	2130GY	\$39.27	2130BK	\$39.27
21" x 36"	11 lbs	2136C	\$48.87	2136S	\$145.50	2136P	\$47.40	2136GY	\$47.40	2136BK	\$47.40
21" x 42"	12 lbs	2142C	\$56.23	2142S	\$162.89	2142P	\$55.11	2142GY	\$55.11	2142BK	\$55.11
21" x 48"	14 lbs	2148C	\$65.98	2148S	\$188.13	2148P	\$64.16	2148GY	\$64.16	2148BK	\$64.16
21" x 54"	16 lbs	2154C	\$73.69	2154S	\$211.48	2154P	\$71.94	2154GY	\$71.94	2154BK	\$71.94
21" x 60"	18 lbs	2160C	\$85.97	2160S	\$236.51	2160P	\$76.95	2160GY	\$76.95	2160BK	\$76.95
21" x 72"	24 lbs	2172C	\$100.48	2172S	\$277.53	2172P	\$87.88	2172GY	\$87.88	2172BK	\$87.88
<b>24" Deep - Wire Shelves</b>											
24" x 24"	9 lbs	2424C	\$41.72	2424S	\$126.00	2424P	\$40.88	2424GY	\$40.88	2424BK	\$40.88
24" x 30"	11 lbs	2430C	\$48.87	2430S	\$144.23	2430P	\$46.98	2430GY	\$46.98	2430BK	\$46.98
24" x 36"	13 lbs	2436C	\$55.11	2436S	\$166.04	2436P	\$53.15	2436GY	\$53.15	2436BK	\$53.15
24" x 42"	15 lbs	2442C	\$64.86	2442S	\$193.04	2442P	\$61.42	2442GY	\$61.42	2442BK	\$61.42
24" x 48"	16 lbs	2448C	\$71.87	2448S	\$213.72	2448P	\$67.45	2448GY	\$67.45	2448BK	\$67.45
24" x 54"	18 lbs	2454C	\$84.77	2454S	\$235.25	2454P	\$78.53	2454GY	\$78.53	2454BK	\$78.53
24" x 60"	21 lbs	2460C	\$103.42	2460S	\$291.76	2460P	\$85.98	2460GY	\$85.98	2460BK	\$85.98
24" x 66"	23 lbs	2466C	\$109.67	-	-	2466P	\$98.75	2466GY	\$98.75	-	-
24" x 72"	26 lbs	2472C	\$118.50	2472S	\$334.82	2472P	\$100.70	2472GY	\$100.70	2472BK	\$100.70
<b>24" Deep Heavy-Duty - Wire Shelves (1,000 lb. capacity)</b>											
24" x 60"	25 lbs	2460CHD	\$150.19	-	-	-	-	-	-	-	-
24" x 72"	30 lbs	2472CHD	\$178.10	-	-	-	-	-	-	-	-
<b>30" Deep - Wire Shelves</b>											
30" x 36"	15 lbs	3036C	\$83.23	3036S	\$228.31	3036P	\$72.43	3036GY	\$72.43	3036BK	\$72.43
30" x 42"	18 lbs	3042C	\$90.38	3042S	\$255.09	3042P	\$84.84	3042GY	\$84.84	3042BK	\$84.84
30" x 48"	21 lbs	3048C	\$105.81	3048S	\$305.93	3048P	\$95.43	3048GY	\$95.43	3048BK	\$95.43
30" x 60"	27 lbs	3060C	\$124.45	3060S	\$384.46	3060P	\$103.55	3060GY	\$103.55	3060BK	\$103.55
30" x 72"	31 lbs	3072C	\$149.63	3072S	\$452.82	3072P	\$124.45	3072GY	\$124.45	3072BK	\$124.45
<b>36" Deep - Wire Shelves</b>											
36" x 36"	18 lbs	3636C	\$99.01	3636S	\$266.03	3636P	\$89.47	3636GY	\$89.47	3636BK	\$89.47
36" x 48"	23 lbs	3648C	\$124.81	3648S	\$341.20	3648P	\$104.50	3648GY	\$104.50	3648BK	\$104.50
36" x 60"	29 lbs	3660C	\$147.73	3660S	\$449.11	3660P	\$122.55	3660GY	\$122.55	3660BK	\$122.55
36" x 72"	35 lbs	3672C	\$175.75	3672S	\$506.04	3672P	\$146.30	3672GY	\$146.30	3672BK	\$146.30

**Polymer Shelves**

- Designed for storage of small parts that might normally fall through wire shelves
- Dual layer construction with double hemmed perimeter with marine edge ensures maximum strength while retaining spillage and excellent corrosion resistance

IVORY POLYMER SHELVES			
MODEL NO.	SHELF W" x L"	SHIP WGT	PRICE EACH
<b>18" Deep - Shelves</b>			
RP1830E	18" x 30"	7 lbs	\$64.85
RP1836E	18" x 36"	9 lbs	\$68.81
RP1842E	18" x 42"	10 lbs	\$74.25
RP1848E	18" x 48"	11 lbs	\$81.18
RP1860E	18" x 60"	13 lbs	\$93.56
RP1872E	18" x 72"	16 lbs	\$113.85
<b>24" Deep - Shelves</b>			
RP2430E	24" x 30"	11 lbs	\$75.26
RP2436E	24" x 36"	13 lbs	\$82.17
RP2442E	24" x 42"	14 lbs	\$89.56
RP2448E	24" x 48"	15 lbs	\$98.01
RP2460E	24" x 60"	19 lbs	\$115.00
RP2472E	24" x 72"	23 lbs	\$137.61

**IVORY POLYMER SHELVES**

GREEN POLYMER SHELVES			
MODEL NO.	SHELF W" x L"	SHIP WGT	PRICE EACH
<b>18" Deep - Shelves</b>			
1830WPM	18" x 30"	7 lbs	\$77.07
1836WPM	18" x 36"	9 lbs	\$84.48
1842WPM	18" x 42"	10 lbs	\$88.67
1848WPM	18" x 48"	11 lbs	\$98.40
1854WPM	18" x 54"	12 lbs	\$104.76
1860WPM	18" x 60"	13 lbs	\$110.67
1872WPM	18" x 72"	16 lbs	\$131.48
<b>21" Deep - Shelves</b>			
2130WPM	21" x 30"	7 lbs	\$80.07
2136WPM	21" x 36"	9 lbs	\$86.05
2142WPM	21" x 42"	10 lbs	\$92.04
2148WPM	21" x 48"	11 lbs	\$102.22
2154WPM	21" x 54"	12 lbs	\$108.50
2160WPM	21" x 60"	13 lbs	\$120.03
2172WPM	21" x 72"	16 lbs	\$130.35
<b>24" Deep - Shelves</b>			
2430WPM	24" x 30"	11 lbs	\$83.14
2436WPM	24" x 36"	13 lbs	\$91.14
2442WPM	24" x 42"	14 lbs	\$98.40
2448WPM	24" x 48"	15 lbs	\$109.03
2454WPM	24" x 54"	16 lbs	\$119.05
2460WPM	24" x 60"	19 lbs	\$128.03
2472WPM	24" x 72"	23 lbs	\$143.67

**GREEN POLYMER SHELVES**



## Posts



All posts are fabricated from 16 gauge carbon steel with location grooves on one inch increments and ease for shelf installation. Numbers are printed between grooves for quick assembly. Posts are double grooved in consistent intervals for quick identification. Leveling legs are enclosed with all posts. Leveling legs cannot be used in conjunction with stem casters. Custom post heights are available, call for pricing.

DESCRIPTION	SHIP WGT	CHROME		STAINLESS STEEL		EPOXY					
		MODEL NO.	PRICE EACH	MODEL NO.	PRICE EACH	PROFORM GREEN		GRAY		BLACK	
		MODEL NO.	PRICE EACH	MODEL NO.	PRICE EACH	MODEL NO.	PRICE EACH	MODEL NO.	PRICE EACH	MODEL NO.	PRICE EACH
6"H Post	1 lb	P6C	\$5.97	P6S	\$8.26	P6P	\$5.67	P6GY	\$5.67	P6BK	\$5.67
14"H Post	1 lb	P14C	\$6.26	P14S	\$12.74	P14P	\$5.95	P14GY	\$5.95	P14BK	\$5.95
34"H Post	2 lbs	P34C	\$9.90	P34S	\$26.64	P34P	\$9.41	P34GY	\$9.41	P34BK	\$9.41
36"H Post	2 lbs	P36C	\$10.73	-	-	-	-	-	-	-	-
39"H Post	2 lbs	P39C	\$11.02	-	-	-	-	-	-	P39BK	\$10.47
42"H Post	2 lbs	-	-	P42S	\$32.75	-	-	-	-	-	-
54"H Post	3 lbs	P54C	\$15.84	P54S	\$41.26	P54P	\$15.05	P54GY	\$15.05	P54BK	\$15.05
63"H Post	4 lbs	P63C*	\$17.50	P63S	\$46.94	P63P*	\$16.63	P63GY*	\$16.63	P63BK*	\$16.63
74"H Post	4 lbs	P74C*	\$19.08	P74S	\$53.78	P74P*	\$18.13	P74GY*	\$18.13	P74BK*	\$18.13
86"H Post	5 lbs	P86C*	\$23.04	P86S	\$63.07	P86P*	\$21.89	P86GY*	\$21.89	P86BK*	\$21.89
96"H Post	6 lbs	P96C	\$26.50	P96S	\$69.34	P96P	\$25.18	P96GY	\$25.18	P96BK	\$25.18

\*For easy installation, 63", 74" and 86" posts are available with a built in leveler by adding an X to the model number, "P74CX".

**W-PC** \$3.68  
Post Replacement Post Cap  
Additional pieces available, sold as 4-pack

**W-PC-STUD** \$2.13  
Threaded Stud Connector can be utilized to connect two posts enabling any post height to be achieved. Must be used with WR-WMB

**LASER PRINTED NUMBERS**  
For quick shelf positioning

**W-PLI** \$6.77  
Post Insert  
Additional pieces available, sold as 4-pack

**W-PLB** \$3.50  
Post Leveler adjusts up or down allowing height flexibility



## EASY IDENTIFICATION OF AISLES/ROWS CONTENT

### Posts Label Holders




New post label holders come in two sizes and allow for easy identification of aisles/rows as well as of wire cart contents. Attach to standard 1" diameter posts. Each package includes 12 clear holders and corresponding printer friendly sheet labels.


MODEL NO.	DIMENSIONS W" x L"	SHIP WGT	PRICE EACH
PLH1X6C	1" x 6"	1 lb	\$98.92
PLH2X4C	2" x 4"	1 lb	\$102.04




## AS EASY AS 1 - 2 - 3...



1 Snap plastic sleeve around post.



2 Slide shelf over sleeve for secure locking.



3 Two "S-Hooks" are used to connect add-on wire shelf to starter units.





**IMPORTANT NOTE:**

Effective March 15th, 2021: 10% price increase applies to prices noted herein due to extreme increases in raw materials January / February 2021.

**54" H AND 63" H WIRE SHELVING STARTER UNITS**

**Wire Shelving Starter Units**



Heavy-duty shelving unit allows up to 800 lb. shelf capacity. Starter units come complete with 4 posts and 4 shelves. Additional shelves may be purchased separately.

**ADD SUFFIX TO THE END OF EACH MODEL NO. WHEN REFERENCING TO PART FINISHES**

- ◆ CHROME C
- ◆ STAINLESS S
- ◆ GREEN P
- ◆ GRAY GY
- ◆ BLACK BK



**4 SHELF  
STAINLESS STARTER UNIT**



**4 SHELF  
GREEN STARTER UNIT**



**MOBILIZE YOUR WIRE SHELVING**

**DB - Donut Bumper** \$3.84  
Non-marking donut bumper used to protect walls and help cushion impact.

**WR-00H (Mobile Kit)\*** \$132.50  
Set of four swivel polyurethane 5" x 1-1/4" casters, two with brakes. Can be used with all units shown. 1,200 lb. load capacity. \*Mobile kits recommended only for shelves 18" and wider.

SHELF W" x L"	54" H - WIRE SHELVING 4 SHELVES								63" H - WIRE SHELVING 4 SHELVES							
	STARTER UNITS	CHROME	STAINLESS	GREEN	GRAY	BLACK	STARTER UNITS	CHROME	STAINLESS	GREEN	GRAY	BLACK				
MODEL NO.	SHIP WGT	PRICE EACH	PRICE EACH	PRICE EACH	PRICE EACH	PRICE EACH	MODEL NO.	SHIP WGT	PRICE EACH	PRICE EACH	PRICE EACH	PRICE EACH				
12" x 36"	WR54-1236	40 lbs	\$174.04	\$513.91	\$166.26	\$166.26	WR63-1236	42 lbs	\$193.38	\$571.01	\$184.73	\$184.73	\$184.73			
12" x 42"	WR54-1242	44 lbs	\$192.06	-	\$182.46	\$182.46	WR63-1242	46 lbs	\$213.40	-	\$202.73	\$202.73	\$202.73			
12" x 48"	WR54-1248	48 lbs	\$212.28	\$606.79	\$202.61	\$202.61	WR63-1248	52 lbs	\$235.87	\$674.21	\$225.12	\$225.12	\$225.12			
12" x 60"	WR54-1260	56 lbs	\$261.77	\$676.66	\$249.62	\$249.62	WR63-1260	60 lbs	\$290.85	\$751.84	\$277.36	\$277.36	\$277.36			
12" x 72"	WR54-1272	64 lbs	\$297.95	\$750.76	\$283.99	\$283.99	WR63-1272	68 lbs	\$331.06	\$834.18	\$315.54	\$315.54	\$315.54			
14" x 24"	WR54-1424	36 lbs	\$158.64	-	\$150.71	\$150.71	WR63-1424	40 lbs	\$176.27	-	\$167.46	\$167.46	\$167.46			
14" x 30"	WR54-1430	40 lbs	\$171.51	\$554.56	\$162.94	\$162.94	WR63-1430	44 lbs	\$190.57	\$616.18	\$181.04	\$181.04	\$181.04			
14" x 36"	WR54-1436	44 lbs	\$187.53	\$598.12	\$179.07	\$179.07	WR63-1436	48 lbs	\$208.37	\$664.58	\$198.97	\$198.97	\$198.97			
14" x 42"	WR54-1442	52 lbs	\$197.32	\$655.95	\$187.45	\$187.45	WR63-1442	56 lbs	\$219.24	\$728.83	\$208.28	\$208.28	\$208.28			
14" x 48"	WR54-1448	56 lbs	\$213.44	\$713.79	\$203.72	\$203.72	WR63-1448	60 lbs	\$237.15	\$793.10	\$226.35	\$226.35	\$226.35			
14" x 54"	WR54-1454	60 lbs	\$229.50	\$771.15	\$218.03	\$218.03	WR63-1454	64 lbs	\$255.00	\$856.83	\$242.25	\$242.25	\$242.25			
14" x 60"	WR54-1460	68 lbs	\$242.37	\$828.47	\$231.19	\$231.19	WR63-1460	72 lbs	\$269.30	\$920.52	\$256.88	\$256.88	\$256.88			
14" x 72"	WR54-1472	80 lbs	\$268.17	\$939.04	\$255.66	\$255.66	WR63-1472	84 lbs	\$297.97	\$1,043.38	\$284.07	\$284.07	\$284.07			
18" x 24"	WR54-1824	40 lbs	\$181.17	\$567.69	\$172.12	\$172.12	WR63-1824	44 lbs	\$201.30	\$630.77	\$191.24	\$191.24	\$191.24			
18" x 30"	WR54-1830	44 lbs	\$190.85	\$591.34	\$182.22	\$182.22	WR63-1830	48 lbs	\$212.05	\$657.04	\$202.47	\$202.47	\$202.47			
18" x 36"	WR54-1836	52 lbs	\$200.47	\$659.99	\$191.38	\$191.38	WR63-1836	54 lbs	\$222.74	\$733.32	\$212.64	\$212.64	\$212.64			
18" x 42"	WR54-1842	56 lbs	\$226.31	\$713.43	\$215.90	\$215.90	WR63-1842	58 lbs	\$251.45	\$792.70	\$239.89	\$239.89	\$239.89			
18" x 48"	WR54-1848	60 lbs	\$245.64	\$812.55	\$234.29	\$234.29	WR63-1848	62 lbs	\$272.93	\$902.83	\$260.32	\$260.32	\$260.32			
18" x 54"	WR54-1854	72 lbs	\$271.42	\$902.80	\$258.78	\$258.78	WR63-1854	74 lbs	\$301.58	\$1,003.11	\$287.53	\$287.53	\$287.53			
18" x 60"	WR54-1860	80 lbs	\$281.04	\$940.56	\$267.90	\$267.90	WR63-1860	82 lbs	\$312.27	\$1,045.07	\$297.67	\$297.67	\$297.67			
18" x 72"	WR54-1872	92 lbs	\$316.56	\$1,058.33	\$301.63	\$301.63	WR63-1872	94 lbs	\$351.73	\$1,175.92	\$335.14	\$335.14	\$335.14			
21" x 24"	WR54-2124	44 lbs	\$194.00	\$591.34	\$184.30	\$184.30	WR63-2124	46 lbs	\$215.56	\$657.04	\$204.78	\$204.78	\$204.78			
21" x 30"	WR54-2130	48 lbs	\$213.44	\$639.04	\$202.76	\$202.76	WR63-2130	50 lbs	\$237.15	\$710.04	\$225.29	\$225.29	\$225.29			
21" x 36"	WR54-2136	56 lbs	\$229.50	\$696.88	\$218.95	\$218.95	WR63-2136	58 lbs	\$255.00	\$774.31	\$243.28	\$243.28	\$243.28			
21" x 42"	WR54-2142	60 lbs	\$248.83	\$776.14	\$236.39	\$236.39	WR63-2142	62 lbs	\$276.48	\$862.38	\$262.66	\$262.66	\$262.66			
21" x 48"	WR54-2148	68 lbs	\$261.70	\$886.29	\$249.58	\$249.58	WR63-2148	70 lbs	\$290.78	\$984.77	\$277.31	\$277.31	\$277.31			
21" x 54"	WR54-2154	76 lbs	\$294.01	\$958.06	\$279.32	\$279.32	WR63-2154	78 lbs	\$326.68	\$1,064.51	\$310.35	\$310.35	\$310.35			
21" x 60"	WR54-2160	84 lbs	\$310.03	\$1,036.11	\$295.49	\$295.49	WR63-2160	86 lbs	\$344.48	\$1,151.23	\$328.32	\$328.32	\$328.32			
21" x 72"	WR54-2172	108 lbs	\$351.95	\$1,180.99	\$335.30	\$335.30	WR63-2172	110 lbs	\$391.06	\$1,312.21	\$372.56	\$372.56	\$372.56			
24" x 24"	WR54-2424	48 lbs	\$219.94	\$636.93	\$208.94	\$208.94	WR63-2424	50 lbs	\$244.38	\$707.70	\$232.16	\$232.16	\$232.16			
24" x 30"	WR54-2430	56 lbs	\$232.81	\$689.67	\$222.10	\$222.10	WR63-2430	58 lbs	\$258.68	\$766.30	\$246.78	\$246.78	\$246.78			
24" x 36"	WR54-2436	64 lbs	\$242.37	\$774.04	\$231.19	\$231.19	WR63-2436	66 lbs	\$269.30	\$860.04	\$256.88	\$256.88	\$256.88			
24" x 42"	WR54-2442	72 lbs	\$268.17	\$846.01	\$255.66	\$255.66	WR63-2442	74 lbs	\$297.97	\$940.01	\$284.07	\$284.07	\$284.07			
24" x 48"	WR54-2448	76 lbs	\$284.29	\$922.86	\$271.00	\$271.00	WR63-2448	78 lbs	\$315.88	\$1,025.40	\$301.11	\$301.11	\$301.11			
24" x 54"	WR54-2454	84 lbs	\$316.56	\$1,026.29	\$301.63	\$301.63	WR63-2454	86 lbs	\$351.73	\$1,140.32	\$335.14	\$335.14	\$335.14			
24" x 60"	WR54-2460	96 lbs	\$362.26	\$1,162.60	\$345.07	\$345.07	WR63-2460	98 lbs	\$402.51	\$1,291.78	\$383.41	\$383.41	\$383.41			
24" x 72"	WR54-2472	116 lbs	\$390.66	\$1,320.56	\$372.08	\$372.08	WR63-2472	118 lbs	\$434.07	\$1,467.29	\$413.42	\$413.42	\$413.42			
30" x 36"	WR54-3036	72 lbs	\$310.03	\$873.95	\$295.49	\$295.49	WR63-3036	74 lbs	\$344.48	\$971.05	\$328.32	\$328.32	\$328.32			
30" x 42"	WR54-3042	84 lbs	\$347.39	\$984.48	\$330.94	\$330.94	WR63-3042	86 lbs	\$385.99	\$1,093.87	\$367.71	\$367.71	\$367.71			
30" x 48"	WR54-3048	96 lbs	\$355.17	\$1,168.87	\$338.36	\$338.36	WR63-3048	98 lbs	\$394.63	\$1,298.74	\$375.95	\$375.95	\$375.95			
30" x 60"	WR54-3060	120 lbs	\$387.48	\$1,383.60	\$369.03	\$369.03	WR63-3060	122 lbs	\$430.53	\$1,537.33	\$410.03	\$410.03	\$410.03			
30" x 72"	WR54-3072	136 lbs	\$458.33	\$1,599.24	\$436.33	\$436.33	WR63-3072	138 lbs	\$509.26	\$1,776.93	\$484.81	\$484.81	\$484.81			
36" x 36"	WR54-3636	84 lbs	\$345.49	\$1,037.64	\$329.17	\$329.17	WR63-3636	86 lbs	\$383.88	\$1,152.93	\$365.74	\$365.74	\$365.74			
36" x 48"	WR54-3648	104 lbs	\$393.88	\$1,285.06	\$375.13	\$375.13	WR63-3648	106 lbs	\$437.64	\$1,427.84	\$416.81	\$416.81	\$416.81			
36" x 60"	WR54-3660	128 lbs	\$451.83	\$1,538.82	\$430.16	\$430.16	WR63-3660	130 lbs	\$502.03	\$1,709.80	\$477.96	\$477.96	\$477.96			
36" x 72"	WR54-3672	136 lbs	\$529.08	\$1,783.41	\$503.57	\$503.57	WR63-3672	138 lbs	\$587.87	\$1,981.57	\$559.52	\$559.52	\$559.52			

Shelving units include 4 posts and 4 or 5 shelves.





# 74"H WIRE SHELVING STARTER UNITS

**IMPORTANT NOTE:**  
Effective March 15th, 2021: 10% price increase applies to prices noted herein due to extreme increases in raw materials January / February 2021.

## Wire Shelving Starter Units



Heavy-duty shelving unit allows up to 800 lb. shelf capacity. Starter units come complete with 4 posts and 4 or 5 shelves. Additional shelves may be purchased separately.

**ADD SUFFIX TO THE END OF EACH MODEL NO. WHEN REFERENCING TO PART FINISHES**

- CHROME C
- STAINLESS S
- GREEN P
- GRAY GY
- BLACK BK



**4 SHELF  
GRAY STARTER UNIT**



**5 SHELF  
BLACK STARTER UNIT**



### MOBILIZE YOUR WIRE SHELVING

**DB - Donut Bumper** \$3.84  
Non-marking donut bumper used to protect walls and help cushion impact.

**WR-00H (Mobile Kit)\*** \$132.50  
Set of four swivel polyurethane 5" x 1-1/4" casters, two with brakes. Can be used with all units shown. 1,200 lb. load capacity. \*Mobile kits recommended only for shelves 18" and wider.

SHELF W" x L"	74"H - WIRE SHELVING 4 SHELVES							74"H - WIRE SHELVING 5 SHELVES						
	STARTER UNITS	CHROME	STAINLESS	GREEN	EPOXY GRAY	BLACK	STARTER UNITS	CHROME	STAINLESS	GREEN	EPOXY GRAY	BLACK		
MODEL NO.	SHIP WGT	PRICE EACH	PRICE EACH	PRICE EACH	PRICE EACH	PRICE EACH	MODEL NO.	SHIP WGT	PRICE EACH	PRICE EACH	PRICE EACH	PRICE EACH		
12" x 36"	WR74-1236	44 lbs	\$200.09	\$622.90	\$190.09	\$190.09	WR74-1236-5	51 lbs	\$241.91	\$732.63	\$229.82	\$229.82	\$229.82	
12" x 42"	WR74-1242	48 lbs	\$220.11	-	\$209.10	\$209.10	WR74-1242-5	56 lbs	\$270.14	-	\$256.63	\$256.63	\$256.63	
12" x 48"	WR74-1248	52 lbs	\$242.58	\$731.25	\$230.45	\$230.45	WR74-1248-5	61 lbs	\$298.77	\$869.99	\$283.83	\$283.83	\$283.83	
12" x 60"	WR74-1260	60 lbs	\$297.56	\$812.76	\$282.68	\$282.68	WR74-1260-5	74 lbs	\$368.89	\$973.25	\$350.44	\$350.44	\$350.44	
12" x 72"	WR74-1272	68 lbs	\$337.77	\$899.25	\$320.88	\$320.88	WR74-1272-5	85 lbs	\$422.70	\$1,082.85	\$401.56	\$401.56	\$401.56	
14" x 24"	WR74-1424	40 lbs	\$182.98	-	\$173.83	\$173.83	WR74-1424-5	46 lbs	\$220.35	-	\$209.33	\$209.33	\$209.33	
14" x 30"	WR74-1430	44 lbs	\$197.28	\$670.35	\$187.42	\$187.42	WR74-1430-5	51 lbs	\$241.41	\$776.41	\$229.34	\$229.34	\$229.34	
14" x 36"	WR74-1436	48 lbs	\$215.08	\$721.14	\$204.33	\$204.33	WR74-1436-5	56 lbs	\$264.85	\$842.53	\$251.61	\$251.61	\$251.61	
14" x 42"	WR74-1442	56 lbs	\$225.95	\$788.63	\$214.65	\$214.65	WR74-1442-5	66 lbs	\$281.17	\$924.42	\$267.11	\$267.11	\$267.11	
14" x 48"	WR74-1448	60 lbs	\$243.86	\$856.09	\$231.67	\$231.67	WR74-1448-5	71 lbs	\$302.85	\$1,004.70	\$287.71	\$287.71	\$287.71	
14" x 54"	WR74-1454	64 lbs	\$261.71	\$923.03	\$248.62	\$248.62	WR74-1454-5	76 lbs	\$328.73	\$1,086.97	\$312.29	\$312.29	\$312.29	
14" x 60"	WR74-1460	72 lbs	\$276.01	\$989.88	\$262.21	\$262.21	WR74-1460-5	86 lbs	\$352.95	\$1,176.79	\$335.30	\$335.30	\$335.30	
14" x 72"	WR74-1472	84 lbs	\$304.68	\$1,118.89	\$289.45	\$289.45	WR74-1472-5	101 lbs	\$396.88	\$1,336.98	\$377.04	\$377.04	\$377.04	
18" x 24"	WR74-1824	44 lbs	\$208.01	\$685.67	\$197.61	\$197.61	WR74-1824-5	51 lbs	\$251.31	\$789.71	\$238.74	\$238.74	\$238.74	
18" x 30"	WR74-1830	48 lbs	\$218.77	\$713.24	\$207.83	\$207.83	WR74-1830-5	56 lbs	\$268.95	\$833.48	\$255.50	\$255.50	\$255.50	
18" x 36"	WR74-1836	56 lbs	\$247.60	\$793.35	\$235.22	\$235.22	WR74-1836-5	66 lbs	\$302.82	\$931.37	\$287.68	\$287.68	\$287.68	
18" x 42"	WR74-1842	60 lbs	\$258.16	\$855.67	\$245.25	\$245.25	WR74-1842-5	71 lbs	\$320.82	\$1,010.25	\$304.78	\$304.78	\$304.78	
18" x 48"	WR74-1848	64 lbs	\$301.20	\$971.31	\$286.14	\$286.14	WR74-1848-5	78 lbs	\$372.49	\$1,144.69	\$353.87	\$353.87	\$353.87	
18" x 54"	WR74-1854	76 lbs	\$308.29	\$1,076.60	\$292.88	\$292.88	WR74-1854-5	91 lbs	\$392.24	\$1,270.14	\$372.63	\$372.63	\$372.63	
18" x 60"	WR74-1860	84 lbs	\$387.33	\$1,120.68	\$367.96	\$367.96	WR74-1860-5	101 lbs	\$484.46	\$1,332.36	\$460.23	\$460.23	\$460.23	
18" x 72"	WR74-1872	96 lbs	\$426.52	\$1,258.08	\$405.19	\$405.19	WR74-1872-5	116 lbs	\$535.40	\$1,505.40	\$508.63	\$508.63	\$508.63	
21" x 24"	WR74-2124	48 lbs	\$222.27	\$713.24	\$211.16	\$211.16	WR74-2124-5	56 lbs	\$270.82	\$825.49	\$257.28	\$257.28	\$257.28	
21" x 30"	WR74-2130	52 lbs	\$243.86	\$768.90	\$231.67	\$231.67	WR74-2130-5	61 lbs	\$297.16	\$898.93	\$282.30	\$282.30	\$282.30	
21" x 36"	WR74-2136	60 lbs	\$261.71	\$836.36	\$248.62	\$248.62	WR74-2136-5	71 lbs	\$324.48	\$985.76	\$308.25	\$308.25	\$308.25	
21" x 42"	WR74-2142	64 lbs	\$283.19	\$928.85	\$269.03	\$269.03	WR74-2142-5	76 lbs	\$355.09	\$1,096.11	\$337.34	\$337.34	\$337.34	
21" x 48"	WR74-2148	72 lbs	\$297.49	\$1,057.37	\$282.62	\$282.62	WR74-2148-5	86 lbs	\$379.54	\$1,244.64	\$360.57	\$360.57	\$360.57	
21" x 54"	WR74-2154	80 lbs	\$333.39	\$1,141.07	\$316.72	\$316.72	WR74-2154-5	96 lbs	\$425.01	\$1,350.01	\$403.76	\$403.76	\$403.76	
21" x 60"	WR74-2160	88 lbs	\$351.19	\$1,232.15	\$333.63	\$333.63	WR74-2160-5	106 lbs	\$454.21	\$1,461.40	\$431.50	\$431.50	\$431.50	
21" x 72"	WR74-2172	112 lbs	\$397.77	\$1,401.18	\$377.88	\$377.88	WR74-2172-5	136 lbs	\$517.52	\$1,669.09	\$491.64	\$491.64	\$491.64	
24" x 24"	WR74-2424	52 lbs	\$251.09	\$766.45	\$238.54	\$238.54	WR74-2424-5	61 lbs	\$306.48	\$893.75	\$291.16	\$291.16	\$291.16	
24" x 30"	WR74-2430	60 lbs	\$265.39	\$827.97	\$252.12	\$252.12	WR74-2430-5	71 lbs	\$327.91	\$976.07	\$311.51	\$311.51	\$311.51	
24" x 36"	WR74-2436	68 lbs	\$299.20	\$926.40	\$284.24	\$284.24	WR74-2436-5	81 lbs	\$369.89	\$1,096.90	\$351.40	\$351.40	\$351.40	
24" x 42"	WR74-2442	76 lbs	\$304.68	\$1,010.36	\$289.45	\$289.45	WR74-2442-5	91 lbs	\$384.28	\$1,208.58	\$365.07	\$365.07	\$365.07	
24" x 48"	WR74-2448	80 lbs	\$313.82	\$1,100.01	\$298.13	\$298.13	WR74-2448-5	96 lbs	\$400.21	\$1,315.51	\$380.20	\$380.20	\$380.20	
24" x 54"	WR74-2454	88 lbs	\$358.44	\$1,220.70	\$340.52	\$340.52	WR74-2454-5	106 lbs	\$463.41	\$1,459.16	\$440.24	\$440.24	\$440.24	
24" x 60"	WR74-2460	100 lbs	\$440.79	\$1,379.73	\$418.75	\$418.75	WR74-2460-5	121 lbs	\$565.57	\$1,652.68	\$537.29	\$537.29	\$537.29	
24" x 72"	WR74-2472	120 lbs	\$487.20	\$1,564.01	\$462.84	\$462.84	WR74-2472-5	146 lbs	\$629.06	\$1,883.98	\$597.61	\$597.61	\$597.61	
30" x 36"	WR74-3036	76 lbs	\$351.19	\$1,042.97	\$333.63	\$333.63	WR74-3036-5	91 lbs	\$444.64	\$1,265.09	\$422.41	\$422.41	\$422.41	
30" x 42"	WR74-3042	88 lbs	\$392.70	\$1,171.91	\$373.07	\$373.07	WR74-3042-5	106 lbs	\$501.04	\$1,400.28	\$475.98	\$475.98	\$475.98	
30" x 48"	WR74-3048	100 lbs	\$401.34	\$1,387.02	\$381.27	\$381.27	WR74-3048-5	121 lbs	\$520.91	\$1,701.16	\$494.86	\$494.86	\$494.86	
30" x 60"	WR74-3060	124 lbs	\$437.24	\$1,637.56	\$415.38	\$415.38	WR74-3060-5	151 lbs	\$584.81	\$2,018.73	\$555.57	\$555.57	\$555.57	
30" x 72"	WR74-3072	140 lbs	\$515.97	\$1,889.13	\$490.17	\$490.17	WR74-3072-5	171 lbs	\$693.04	\$2,337.55	\$658.39	\$658.39	\$658.39	
36" x 36"	WR74-3636	88 lbs	\$390.59	\$1,233.92	\$371.06	\$371.06	WR74-3636-5	106 lbs	\$502.64	\$1,507.09	\$477.51	\$477.51	\$477.51	
36" x 48"	WR74-3648	108 lbs	\$444.36	\$1,522.57	\$422.14	\$422.14	WR74-3648-5	131 lbs	\$584.16	\$1,872.92	\$554.95	\$554.95	\$554.95	
36" x 60"	WR74-3660	132 lbs	\$508.74	\$1,818.65	\$483.30	\$483.30	WR74-3660-5	161 lbs	\$686.53	\$2,248.20	\$652.20	\$652.20	\$652.20	
36" x 72"	WR74-3672	140 lbs	\$594.58	\$2,104.01	\$564.85	\$564.85	WR74-3672-5	175 lbs	\$804.89	\$2,609.95	\$764.64	\$764.64	\$764.64	

Shelving units include 4 posts and 4 or 5 shelves.

**IMPORTANT NOTE:**

Effective March 15th, 2021: 10% price increase applies to prices noted herein due to extreme increases in raw materials January / February 2021.

**86"H WIRE SHELVING STARTER UNITS**



**Wire Shelving Starter Units**



Heavy-duty shelving unit allows up to 800 lb. shelf capacity. Starter units come complete with 4 posts and 4 or 5 shelves. Additional shelves may be purchased separately.



**ADD SUFFIX TO THE END OF EACH MODEL NO. WHEN REFERENCING TO PART FINISHES**

- ◆ CHROME C
- ◆ STAINLESS S
- ◆ GREEN P
- ◆ GRAY GY
- ◆ BLACK BK

◆ EPOXY



**4 SHELF GREEN STARTER UNIT**



**5 SHELF CHROME STARTER UNIT**

**MOBILIZE YOUR WIRE SHELVING**

**DB - Donut Bumper** \$3.84

Non-marking donut bumper used to protect walls and help cushion impact.

**WR-00H (Mobile Kit)\*** \$132.50

Set of four swivel polyurethane 5" x 1-1/4" casters, two with brakes.

Can be used with all units shown. 1,200 lb. load capacity.

\*Mobile kits recommended only for shelves 18" and wider.

SHELF W" x L"	86"H - WIRE SHELVING 4 SHELVES								86"H - WIRE SHELVING 5 SHELVES							
	STARTER UNITS	CHROME	STAINLESS	GREEN	EPOXY	GRAY	BLACK	STARTER UNITS	CHROME	STAINLESS	GREEN	EPOXY	GRAY	BLACK		
	MODEL NO.	SHIP WGT	PRICE EACH	PRICE EACH	PRICE EACH	PRICE EACH	PRICE EACH	MODEL NO.	SHIP WGT	PRICE EACH	PRICE EACH	PRICE EACH	PRICE EACH	PRICE EACH		
12" x 36"	WR86-1236	48 lbs	\$246.81	\$671.06	\$234.47	\$234.47	\$234.47	WR86-1236-5	55 lbs	\$278.63	\$780.79	\$264.70	\$264.70	\$264.70		
12" x 42"	WR86-1242	52 lbs	\$269.91	-	\$256.42	\$256.42	\$256.42	WR86-1242-5	60 lbs	\$308.93	-	\$293.49	\$293.49	\$293.49		
12" x 48"	WR86-1248	56 lbs	\$295.89	\$781.48	\$281.09	\$281.09	\$281.09	WR86-1248-5	65 lbs	\$339.95	\$920.22	\$322.95	\$322.95	\$322.95		
12" x 60"	WR86-1260	64 lbs	\$359.40	\$864.54	\$341.43	\$341.43	\$341.43	WR86-1260-5	78 lbs	\$415.85	\$1,025.03	\$395.06	\$395.06	\$395.06		
12" x 72"	WR86-1272	72 lbs	\$405.81	\$952.65	\$385.52	\$385.52	\$385.52	WR86-1272-5	89 lbs	\$473.85	\$1,136.25	\$450.16	\$450.16	\$450.16		
14" x 24"	WR86-1424	44 lbs	\$227.06	-	\$215.70	\$215.70	\$215.70	WR86-1424-5	50 lbs	\$255.28	-	\$242.51	\$242.51	\$242.51		
14" x 30"	WR86-1430	48 lbs	\$243.56	\$719.39	\$231.38	\$231.38	\$231.38	WR86-1430-5	55 lbs	\$277.83	\$825.45	\$263.94	\$263.94	\$263.94		
14" x 36"	WR86-1436	52 lbs	\$264.13	\$771.18	\$250.92	\$250.92	\$250.92	WR86-1436-5	60 lbs	\$303.15	\$892.57	\$287.99	\$287.99	\$287.99		
14" x 42"	WR86-1442	60 lbs	\$276.64	\$839.92	\$262.81	\$262.81	\$262.81	WR86-1442-5	70 lbs	\$320.56	\$975.71	\$304.53	\$304.53	\$304.53		
14" x 48"	WR86-1448	64 lbs	\$297.39	\$908.69	\$282.52	\$282.52	\$282.52	WR86-1448-5	75 lbs	\$344.19	\$1,057.30	\$326.98	\$326.98	\$326.98		
14" x 54"	WR86-1454	68 lbs	\$318.00	\$976.89	\$302.10	\$302.10	\$302.10	WR86-1454-5	80 lbs	\$371.93	\$1,140.83	\$353.33	\$353.33	\$353.33		
14" x 60"	WR86-1460	76 lbs	\$334.50	\$1,045.03	\$317.78	\$317.78	\$317.78	WR86-1460-5	90 lbs	\$397.64	\$1,231.94	\$377.76	\$377.76	\$377.76		
14" x 72"	WR86-1472	88 lbs	\$367.63	\$1,176.50	\$349.25	\$349.25	\$349.25	WR86-1472-5	105 lbs	\$444.60	\$1,394.59	\$422.37	\$422.37	\$422.37		
18" x 24"	WR86-1824	48 lbs	\$255.99	\$735.00	\$243.19	\$243.19	\$243.19	WR86-1824-5	55 lbs	\$288.89	\$839.04	\$274.44	\$274.44	\$274.44		
18" x 30"	WR86-1830	52 lbs	\$268.37	\$763.10	\$254.95	\$254.95	\$254.95	WR86-1830-5	60 lbs	\$307.61	\$883.34	\$292.23	\$292.23	\$292.23		
18" x 36"	WR86-1836	60 lbs	\$290.71	\$844.75	\$276.17	\$276.17	\$276.17	WR86-1836-5	60 lbs	\$333.55	\$982.77	\$316.87	\$316.87	\$316.87		
18" x 42"	WR86-1842	64 lbs	\$313.89	\$908.26	\$298.19	\$298.19	\$298.19	WR86-1842-5	75 lbs	\$363.64	\$1,062.84	\$345.45	\$345.45	\$345.45		
18" x 48"	WR86-1848	68 lbs	\$348.70	\$1,026.10	\$331.27	\$331.27	\$331.27	WR86-1848-5	82 lbs	\$404.93	\$1,199.48	\$384.68	\$384.68	\$384.68		
18" x 54"	WR86-1854	80 lbs	\$371.79	\$1,133.40	\$353.20	\$353.20	\$353.20	WR86-1854-5	95 lbs	\$440.33	\$1,326.94	\$418.31	\$418.31	\$418.31		
18" x 60"	WR86-1860	88 lbs	\$442.70	\$1,178.30	\$420.56	\$420.56	\$420.56	WR86-1860-5	105 lbs	\$520.46	\$1,389.98	\$494.44	\$494.44	\$494.44		
18" x 72"	WR86-1872	100 lbs	\$488.26	\$1,318.31	\$463.84	\$463.84	\$463.84	WR86-1872-5	120 lbs	\$575.81	\$1,565.63	\$547.02	\$547.02	\$547.02		
21" x 24"	WR86-2124	52 lbs	\$272.44	\$763.10	\$258.82	\$258.82	\$258.82	WR86-2124-5	60 lbs	\$309.88	\$875.35	\$294.39	\$294.39	\$294.39		
21" x 30"	WR86-2130	56 lbs	\$297.39	\$819.82	\$282.52	\$282.52	\$282.52	WR86-2130-5	65 lbs	\$338.50	\$949.85	\$321.57	\$321.57	\$321.57		
21" x 36"	WR86-2136	64 lbs	\$318.00	\$888.59	\$302.10	\$302.10	\$302.10	WR86-2136-5	75 lbs	\$367.68	\$1,037.99	\$349.30	\$349.30	\$349.30		
21" x 42"	WR86-2142	68 lbs	\$342.81	\$982.82	\$325.67	\$325.67	\$325.67	WR86-2142-5	80 lbs	\$400.55	\$1,150.08	\$380.53	\$380.53	\$380.53		
21" x 48"	WR86-2148	76 lbs	\$359.31	\$1,113.78	\$341.35	\$341.35	\$341.35	WR86-2148-5	90 lbs	\$426.49	\$1,301.05	\$405.17	\$405.17	\$405.17		
21" x 54"	WR86-2154	84 lbs	\$400.76	\$1,199.10	\$380.72	\$380.72	\$380.72	WR86-2154-5	100 lbs	\$475.71	\$1,408.04	\$451.92	\$451.92	\$451.92		
21" x 60"	WR86-2160	92 lbs	\$421.33	\$1,291.91	\$400.26	\$400.26	\$400.26	WR86-2160-5	110 lbs	\$506.79	\$1,521.16	\$481.45	\$481.45	\$481.45		
21" x 72"	WR86-2172	116 lbs	\$475.16	\$1,464.14	\$451.40	\$451.40	\$451.40	WR86-2172-5	140 lbs	\$575.02	\$1,732.05	\$546.27	\$546.27	\$546.27		
24" x 24"	WR86-2424	56 lbs	\$305.74	\$817.32	\$290.46	\$290.46	\$290.46	WR86-2424-5	65 lbs	\$348.58	\$944.62	\$331.15	\$331.15	\$331.15		
24" x 30"	WR86-2430	64 lbs	\$322.24	\$880.04	\$306.13	\$306.13	\$306.13	WR86-2430-5	75 lbs	\$371.49	\$1,028.14	\$352.92	\$352.92	\$352.92		
24" x 36"	WR86-2436	72 lbs	\$344.50	\$980.32	\$327.28	\$327.28	\$327.28	WR86-2436-5	85 lbs	\$400.23	\$1,150.82	\$380.22	\$380.22	\$380.22		
24" x 42"	WR86-2442	80 lbs	\$367.63	\$1,065.88	\$349.25	\$349.25	\$349.25	WR86-2442-5	95 lbs	\$432.00	\$1,264.10	\$410.40	\$410.40	\$410.40		
24" x 48"	WR86-2448	84 lbs	\$388.29	\$1,157.26	\$368.87	\$368.87	\$368.87	WR86-2448-5	100 lbs	\$458.99	\$1,372.76	\$436.04	\$436.04	\$436.04		
24" x 54"	WR86-2454	92 lbs	\$429.69	\$1,280.22	\$408.20	\$408.20	\$408.20	WR86-2454-5	110 lbs	\$516.74	\$1,518.68	\$490.90	\$490.90	\$490.90		
24" x 60"	WR86-2460	104 lbs	\$488.36	\$1,442.28	\$463.94	\$463.94	\$463.94	WR86-2460-5	125 lbs	\$591.10	\$1,715.23	\$561.54	\$561.54	\$561.54		
24" x 72"	WR86-2472	124 lbs	\$539.33	\$1,630.10	\$512.36	\$512.36	\$512.36	WR86-2472-5	150 lbs	\$656.83	\$1,950.07	\$623.99	\$623.99	\$623.99		
30" x 36"	WR86-3036	80 lbs	\$421.33	\$1,099.10	\$400.26	\$400.26	\$400.26	WR86-3036-5	95 lbs	\$497.22	\$1,321.22	\$472.36	\$472.36	\$472.36		
30" x 42"	WR86-3042	92 lbs	\$469.29	\$1,230.52	\$445.82	\$445.82	\$445.82	WR86-3042-5	110 lbs	\$557.99	\$1,458.89	\$530.09	\$530.09	\$530.09		
30" x 48"	WR86-3048	104 lbs	\$479.23	\$1,449.73	\$455.27	\$455.27	\$455.27	WR86-3048-5	125 lbs	\$578.73	\$1,763.87	\$549.79	\$549.79	\$549.79		
30" x 60"	WR86-3060	128 lbs	\$520.71	\$1,705.04	\$494.68	\$494.68	\$494.68	WR86-3060-5	155 lbs	\$646.42	\$2,086.21	\$614.10	\$614.10	\$614.10		
30" x 72"	WR86-3072	144 lbs	\$611.66	\$1,961.41	\$581.07	\$581.07	\$581.07	WR86-3072-5	175 lbs	\$762.93	\$2,409.83	\$724.78	\$724.78	\$724.78		
36" x 36"	WR86-3636	92 lbs	\$466.84	\$1,293.72	\$443.50	\$443.50	\$443.50	WR86-3636-5	110 lbs	\$559.36	\$1,566.89	\$531.39	\$531.39	\$531.39		
36" x 48"	WR86-3648	112 lbs	\$528.94	\$1,587.87	\$502.50	\$502.50	\$502.50	WR86-3648-5	135 lbs	\$646.52	\$1,938.22	\$614.20	\$614.20	\$614.20		
36" x 60"	WR86-3660	136 lbs	\$603.30	\$1,889.59	\$573.14	\$573.14	\$573.14	WR86-3660-5	165 lbs	\$755.65	\$2,319.14	\$717.87	\$717.87	\$717.87		
36" x 72"	WR86-3672	144 lbs	\$702.47	\$2,180.36	\$667.35	\$667.35	\$667.35	WR86-3672-5	179 lbs	\$883.05	\$2,686.30	\$838.90	\$838.90	\$838.90		

Shelving units include 4 posts and 4 or 5 shelves.





# CONVENIENT ONE BOX SHELVING

### IMPORTANT NOTE:

Effective March 15th, 2021: 10% price increase applies to prices noted herein due to extreme increases in raw materials January / February 2021.

## Convenient 1 Box Wire Shelving Units



4 shelf configuration. Super competitive cost. All packed in 1 box for super easy inventory control, shipping, and receiving.

Finishes available in:  Proform Green Epoxy  Chrome

MODEL NO.	DIMENSIONS W" x L" x H"	SHIP WGT	PRICE EACH
<b>Proform Green Epoxy One Box Shelving</b>			
RWR72-1830LDP	18" x 30" x 72"	35 lbs	\$166.27
RWR72-1836LDP	18" x 36" x 72"	38 lbs	\$188.18
RWR72-1842LDP	18" x 42" x 72"	42 lbs	\$196.20
RWR72-1848LDP	18" x 48" x 72"	46 lbs	\$228.91
RWR72-2430LDP	24" x 30" x 72"	40 lbs	\$201.70
RWR72-2436LDP	24" x 36" x 72"	46 lbs	\$227.39
RWR72-2442LDP	24" x 42" x 72"	51 lbs	\$231.56
RWR72-2448LDP	24" x 48" x 72"	56 lbs	\$238.50
<b>Chrome One Box Shelving</b>			
RWR72-1830LD	18" x 30" x 72"	35 lbs	\$175.02
RWR72-1836LD	18" x 36" x 72"	38 lbs	\$198.08
RWR72-1842LD	18" x 42" x 72"	42 lbs	\$206.53
RWR72-1848LD	18" x 48" x 72"	46 lbs	\$240.96
RWR72-2430LD	24" x 30" x 72"	40 lbs	\$212.31
RWR72-2436LD	24" x 36" x 72"	46 lbs	\$239.36
RWR72-2442LD	24" x 42" x 72"	51 lbs	\$243.74
RWR72-2448LD	24" x 48" x 72"	56 lbs	\$251.06



### MOBILIZE YOUR SHELVING

W-PLI - Post Insert \$6.77  
Each unit will require one 4-pack.

WR-3 (Mobile Kit) \$45.55  
Set of four 3" polyurethane casters, all with brakes. Can be used with all units shown. 800 lb. load capacity.



4 SHELF UNIT  
Proform Green Epoxy Finish

## PERFORMANCE FEATURES:

- 300 lb. load capacity per shelf
- Assembles in minutes
- Wire design allows for air circulation and minimal dust buildup
- Shelves easily adjust on 1" centers to your exact needs
- Ideal storage solution for any commercial, office, warehouse or home application
- Bright chrome finish
- Includes posts, shelves, and all needed hardware - all in one box
- No tools required




**SUPER LOW PRICE**

**SUPER LOW TRANSIT COST**

**SINGLE BOX SHIPMENT**

Inside the Single Box Unit  
4 - posts (2 or 3 pieces each)  
4 - wire shelves  
4 - packs of split sleeves

**300 lb.**  
**LOAD CAPACITY**  
**PER SHELF**





**IMPORTANT NOTE:**  
Effective March 15th, 2021: 10% price increase applies to prices noted herein due to extreme increases in raw materials January / February 2021.

# CONVENIENT ONE BOX SHELVING



## Wire Plastic Mat Shelving Units **NEW**

Wire/plastic mat hybrid shelving unit. Super competitive cost. Twelve sizes ship in one box for super easy inventory control, shipping, and receiving.



Metal finish: ■ Proform Green Epoxy

MODEL NO.	DIMENSIONS W" x L" x H"	SHIP WGT	PRICE EACH
<b>63"H - 4 Shelves Units</b>			
WR63-1830WPM	18" x 30" x 63"	48 lbs	\$374.82
WR63-1836WPM	18" x 36" x 63"	56 lbs	\$404.45
WR63-1842WPM	18" x 42" x 63"	64 lbs	\$421.21
WR63-1848WPM	18" x 48" x 63"	68 lbs	\$460.13
WR63-1854WPM	18" x 54" x 63"	76 lbs	\$485.57
WR63-1860WPM	18" x 60" x 63"	84 lbs	\$509.21
WR63-1872WPM	18" x 72" x 63"	96 lbs	\$592.42
WR63-2130WPM	21" x 30" x 63"	56 lbs	\$386.79
WR63-2136WPM	21" x 36" x 63"	64 lbs	\$410.74
WR63-2142WPM	21" x 42" x 63"	68 lbs	\$434.68
WR63-2148WPM	21" x 48" x 63"	76 lbs	\$475.39
WR63-2154WPM	21" x 54" x 63"	84 lbs	\$500.53
WR63-2160WPM	21" x 60" x 63"	92 lbs	\$546.63
WR63-2172WPM	21" x 72" x 63"	104 lbs	\$587.93
WR63-2430WPM	24" x 30" x 63"	64 lbs	\$399.06
WR63-2436WPM	24" x 36" x 63"	68 lbs	\$431.09
WR63-2442WPM	24" x 42" x 63"	72 lbs	\$460.13
WR63-2448WPM	24" x 48" x 63"	80 lbs	\$502.63
WR63-2454WPM	24" x 54" x 63"	92 lbs	\$542.74
WR63-2460WPM	24" x 60" x 63"	96 lbs	\$578.66
WR63-2472WPM	24" x 72" x 63"	112 lbs	\$641.21
<b>74"H - 4 Shelves Units</b>			
WR74-1830WPM*	18" x 30" x 74"	48 lbs	\$387.62
WR74-1836WPM*	18" x 36" x 74"	56 lbs	\$417.25
WR74-1842WPM*	18" x 42" x 74"	64 lbs	\$434.01
WR74-1848WPM*	18" x 48" x 74"	68 lbs	\$472.93
WR74-1854WPM	18" x 54" x 74"	76 lbs	\$498.37
WR74-1860WPM	18" x 60" x 74"	84 lbs	\$522.01
WR74-1872WPM	18" x 72" x 74"	96 lbs	\$605.22
WR74-2130WPM*	21" x 30" x 74"	56 lbs	\$399.59
WR74-2136WPM*	21" x 36" x 74"	64 lbs	\$423.54
WR74-2142WPM*	21" x 42" x 74"	68 lbs	\$447.48
WR74-2148WPM*	21" x 48" x 74"	76 lbs	\$488.19
WR74-2154WPM	21" x 54" x 74"	84 lbs	\$513.33
WR74-2160WPM	21" x 60" x 74"	92 lbs	\$559.43
WR74-2172WPM	21" x 72" x 74"	104 lbs	\$615.70
WR74-2430WPM*	24" x 30" x 74"	64 lbs	\$411.86
WR74-2436WPM*	24" x 36" x 74"	68 lbs	\$443.89
WR74-2442WPM*	24" x 42" x 74"	72 lbs	\$472.93
WR74-2448WPM*	24" x 48" x 74"	80 lbs	\$515.43
WR74-2454WPM	24" x 54" x 74"	92 lbs	\$555.54
WR74-2460WPM	24" x 60" x 74"	96 lbs	\$591.46
WR74-2472WPM	24" x 72" x 74"	112 lbs	\$654.01
<b>86"H - 4 Shelves Units</b>			
WR86-1830WPM	18" x 30" x 86"	52 lbs	\$395.86
WR86-1836WPM	18" x 36" x 86"	60 lbs	\$425.49
WR86-1842WPM	18" x 42" x 86"	68 lbs	\$442.25
WR86-1848WPM	18" x 48" x 86"	72 lbs	\$481.17
WR86-1854WPM	18" x 54" x 86"	80 lbs	\$506.61
WR86-1860WPM	18" x 60" x 86"	88 lbs	\$530.25
WR86-1872WPM	18" x 72" x 86"	100 lbs	\$613.46
WR86-2130WPM	21" x 30" x 86"	60 lbs	\$407.83
WR86-2136WPM	21" x 36" x 86"	68 lbs	\$431.78
WR86-2142WPM	21" x 42" x 86"	72 lbs	\$455.72
WR86-2148WPM	21" x 48" x 86"	80 lbs	\$496.43
WR86-2154WPM	21" x 54" x 86"	88 lbs	\$521.57
WR86-2160WPM	21" x 60" x 86"	96 lbs	\$567.67
WR86-2172WPM	21" x 72" x 86"	108 lbs	\$608.97
WR86-2430WPM	24" x 30" x 86"	68 lbs	\$420.10
WR86-2436WPM	24" x 36" x 86"	72 lbs	\$452.13
WR86-2442WPM	24" x 42" x 86"	76 lbs	\$481.17
WR86-2448WPM	24" x 48" x 86"	84 lbs	\$523.67
WR86-2454WPM	24" x 54" x 86"	96 lbs	\$563.78
WR86-2460WPM	24" x 60" x 86"	100 lbs	\$599.70
WR86-2472WPM	24" x 72" x 86"	116 lbs	\$662.25

\*PACKAGED AS SINGLE BOX SHELVING UNITS




4 SHELF UNIT  
Proform Green Epoxy Finish



- Inside the Single Box Unit  
 4 - posts (2 or 3 pieces each)  
 4 - wire frames  
 4 - plastic wire mats (2 or 3 pieces each)  
 4 - packs of split sleeves

**600-800 lb.**  
**LOAD CAPACITY PER SHELF**



Air circulation and minimal dust buildup

### Additional Wire Plastic Mat Posts

- One piece post

MODEL NO.	DESCRIPTION	SHIP WGT	PRICE EACH
P63P	63"H Post	3 lbs	\$16.63
P74P	74"H Post	4 lbs	\$18.13

Metal finish: ■ Proform Green Epoxy

MODEL NO.	DIMENSIONS W" x L" x H"	SHIP WGT	PRICE EACH
<b>74"H - 5 Shelves Units</b>			
WR74-1830WPM-5	18" x 30" x 74"	56 lbs	\$464.69
WR74-1836WPM-5	18" x 36" x 74"	66 lbs	\$501.73
WR74-1842WPM-5	18" x 42" x 74"	76 lbs	\$522.69
WR74-1848WPM-5	18" x 48" x 74"	81 lbs	\$571.33
WR74-1854WPM-5	18" x 54" x 74"	91 lbs	\$603.13
WR74-1860WPM-5	18" x 60" x 74"	101 lbs	\$632.69
WR74-1872WPM-5	18" x 72" x 74"	116 lbs	\$736.70
WR74-2130WPM-5	21" x 30" x 74"	66 lbs	\$479.66
WR74-2136WPM-5	21" x 36" x 74"	76 lbs	\$509.59
WR74-2142WPM-5	21" x 42" x 74"	81 lbs	\$539.52
WR74-2148WPM-5	21" x 48" x 74"	91 lbs	\$590.41
WR74-2154WPM-5	21" x 54" x 74"	101 lbs	\$621.84
WR74-2160WPM-5	21" x 60" x 74"	111 lbs	\$679.46
WR74-2172WPM-5	21" x 72" x 74"	126 lbs	\$749.80
WR74-2430WPM-5	24" x 30" x 74"	76 lbs	\$495.00
WR74-2436WPM-5	24" x 36" x 74"	81 lbs	\$535.03
WR74-2442WPM-5	24" x 42" x 74"	86 lbs	\$571.33
WR74-2448WPM-5	24" x 48" x 74"	96 lbs	\$624.46
WR74-2454WPM-5	24" x 54" x 74"	111 lbs	\$674.59
WR74-2460WPM-5	24" x 60" x 74"	116 lbs	\$719.49
WR74-2472WPM-5	24" x 72" x 74"	136 lbs	\$797.69
<b>86"H - 5 Shelves Units</b>			
WR86-1830WPM-5	18" x 30" x 86"	60 lbs	\$472.93
WR86-1836WPM-5	18" x 36" x 86"	70 lbs	\$509.97
WR86-1842WPM-5	18" x 42" x 86"	80 lbs	\$530.93
WR86-1848WPM-5	18" x 48" x 86"	85 lbs	\$579.57
WR86-1854WPM-5	18" x 54" x 86"	95 lbs	\$611.37
WR86-1860WPM-5	18" x 60" x 86"	105 lbs	\$640.93
WR86-1872WPM-5	18" x 72" x 86"	120 lbs	\$744.94
WR86-2130WPM-5	21" x 30" x 86"	70 lbs	\$487.90
WR86-2136WPM-5	21" x 36" x 86"	80 lbs	\$517.83
WR86-2142WPM-5	21" x 42" x 86"	85 lbs	\$547.76
WR86-2148WPM-5	21" x 48" x 86"	95 lbs	\$598.65
WR86-2154WPM-5	21" x 54" x 86"	105 lbs	\$630.08
WR86-2160WPM-5	21" x 60" x 86"	115 lbs	\$687.70
WR86-2172WPM-5	21" x 72" x 86"	130 lbs	\$739.33
WR86-2430WPM-5	24" x 30" x 86"	80 lbs	\$503.24
WR86-2436WPM-5	24" x 36" x 86"	85 lbs	\$543.27
WR86-2442WPM-5	24" x 42" x 86"	90 lbs	\$579.57
WR86-2448WPM-5	24" x 48" x 86"	100 lbs	\$632.70
WR86-2454WPM-5	24" x 54" x 86"	115 lbs	\$682.83
WR86-2460WPM-5	24" x 60" x 86"	120 lbs	\$727.73
WR86-2472WPM-5	24" x 72" x 86"	140 lbs	\$805.93

### Additional Wire Plastic Mat Shelves

Metal finish: ■ Proform Green Epoxy

MODEL NO.	SHELF W" x L"	SHIP WGT	PRICE EACH
<b>18" Deep - Shelves</b>			
1830WPM	18" x 30"	7 lbs	\$77.07
1836WPM	18" x 36"	9 lbs	\$84.48
1842WPM	18" x 42"	10 lbs	\$88.67
1848WPM	18" x 48"	11 lbs	\$98.40
1854WPM	18" x 54"	12 lbs	\$104.76
1860WPM	18" x 60"	13 lbs	\$110.67
1872WPM	18" x 72"	16 lbs	\$131.48
<b>21" Deep - Shelves</b>			
2130WPM	21" x 30"	7 lbs	\$80.07
2136WPM	21" x 36"	9 lbs	\$86.05
2142WPM	21" x 42"	10 lbs	\$92.04
2148WPM	21" x 48"	11 lbs	\$102.22
2154WPM	21" x 54"	12 lbs	\$108.50
2160WPM	21" x 60"	13 lbs	\$120.03
2172WPM	21" x 72"	16 lbs	\$130.35
<b>24" Deep - Shelves</b>			
2430WPM	24" x 30"	11 lbs	\$83.14
2436WPM	24" x 36"	13 lbs	\$91.14
2442WPM	24" x 42"	14 lbs	\$98.40
2448WPM	24" x 48"	15 lbs	\$109.03
2454WPM	24" x 54"	16 lbs	\$119.05
2460WPM	24" x 60"	19 lbs	\$128.03
2472WPM	24" x 72"	23 lbs	\$143.67



# CONVENIENT ONE BOX SHELVING

**IMPORTANT NOTE:**  
Effective March 15th, 2021: 10% price increase applies to prices noted herein due to extreme increases in raw materials January / February 2021.

## Wire Plastic Mat Shelving Units

4 shelf configuration, wire/plastic mat hybrid shelving unit. Super competitive cost. Six sizes ship in one box for super easy inventory control, shipping, and receiving.

Metal finish: ■ Anti-Bacterial Blue

MODEL NO.	DIMENSIONS W" x L" x H"	SHIP WGT	PRICE EACH
<b>18" Deep Units</b>			
RPWR72-1830E*	18" x 30" x 72"	44 lbs	\$272.40
RPWR72-1836E*	18" x 36" x 72"	52 lbs	\$324.55
RPWR72-1842E	18" x 42" x 72"	56 lbs	\$369.52
RPWR72-1848E*	18" x 48" x 72"	60 lbs	\$403.05
RPWR72-1860E	18" x 60" x 72"	68 lbs	\$488.00
RPWR72-1872E	18" x 72" x 72"	80 lbs	\$527.92
<b>24" Deep Units</b>			
RPWR72-2430E*	24" x 30" x 72"	60 lbs	\$342.85
RPWR72-2436E*	24" x 36" x 72"	68 lbs	\$405.70
RPWR72-2442E	24" x 42" x 72"	72 lbs	\$430.76
RPWR72-2448E*	24" x 48" x 72"	76 lbs	\$512.95
RPWR72-2460E	24" x 60" x 72"	92 lbs	\$578.00
RPWR72-2472E	24" x 72" x 72"	108 lbs	\$622.96

**\* PACKAGED AS SINGLE BOX SHELVING UNITS**

**600 lb.**  
LOAD CAPACITY  
PER SHELF

## Additional Wire Plastic Mat Shelves

Metal finish: ■ Anti-Bacterial Blue


MODEL NO.	SHELF W" x L"	SHIP WGT	PRICE EACH
<b>18" Deep - Shelves</b>			
RP1830E	18" x 30"	7 lbs	\$64.85
RP1836E	18" x 36"	9 lbs	\$68.81
RP1842E	18" x 42"	10 lbs	\$74.25
RP1848E	18" x 48"	11 lbs	\$81.18
RP1860E	18" x 60"	13 lbs	\$93.56
RP1872E	18" x 72"	16 lbs	\$113.85
<b>24" Deep - Shelves</b>			
RP2430E	24" x 30"	11 lbs	\$75.26
RP2436E	24" x 36"	13 lbs	\$82.17
RP2442E	24" x 42"	14 lbs	\$89.56
RP2448E	24" x 48"	15 lbs	\$98.01
RP2460E	24" x 60"	19 lbs	\$115.00
RP2472E	24" x 72"	23 lbs	\$137.61

## Additional Wire Plastic Mat Posts

- One piece post

Metal finish: ■ Anti-Bacterial Blue

MODEL NO.	DESCRIPTION	SHIP WGT	PRICE EACH
RP63E	63"H Post	3 lbs	\$16.63
RP72E	72"H Post	4 lbs	\$18.13



Smooth, vented, open grid surface allows for air circulation and minimal dust buildup



**6 SIZES AVAILABLE AS SINGLE BOX SHIPMENT**

**4 SHELF UNIT**  
Anti-Bacterial Blue Finish

- Inside the Single Box Unit**
- 4 - posts (2 or 3 pieces each)
  - 4 - wire frames
  - 4 - plastic wire mats (2 or 3 pieces each)
  - 4 - packs of split sleeves



## PERFORMANCE FEATURES:

- 600 lb. load capacity per shelf
- Assembles in minutes
- Smooth, vented, open grid surface allows for air circulation and minimal dust buildup
- Plastic mats can be easily removed for cleaning and are dish washer safe
- Plastic material will never dent, chip, rust or corrode
- Shelves easily adjust to your exact height needs
- Ideal storage solution for any commercial or home application
- Posts and frames are steel with epoxy, anti-bacterial blue finish





Solid Shelves



- Designed for storage of small parts that might normally fall through wire shelves
- Dual layer construction with double hemmed perimeter with marine edge ensures maximum strength while retaining spillage and excellent corrosion resistance

18 GAUGE GALVANIZED



1836SG

304 STAINLESS STEEL



1836SS

DIMENSIONS W" x L"	SHIP WGT	GALVANIZED STEEL		STAINLESS STEEL	
		MODEL NO.	PRICE EACH	MODEL NO.	PRICE EACH
<b>14" Deep - Solid Shelves</b>					
14" x 36"	14 lbs	1436SG	\$98.45	1436SS	\$175.53
14" x 42"	15 lbs	1442SG	\$103.97	1442SS	\$192.03
14" x 48"	17 lbs	1448SG	\$110.18	1448SS	\$199.36
14" x 54"	20 lbs	1454SG	\$117.38	1454SS	\$295.57
14" x 60"	22 lbs	1460SG	\$124.57	1460SS	\$326.01
14" x 72"	26 lbs	1472SG	\$137.22	1472SS	\$377.12
<b>18" Deep - Solid Shelves</b>					
18" x 24"	11 lbs	1824SG	\$105.99	1824SS	\$159.37
18" x 30"	14 lbs	1830SG	\$110.31	1830SS	\$172.80
18" x 36"	16 lbs	1836SG	\$114.76	1836SS	\$180.50
18" x 42"	18 lbs	1842SG	\$126.39	1842SS	\$194.75
18" x 48"	20 lbs	1848SG	\$131.18	1848SS	\$209.00
18" x 54"	22 lbs	1854SG	\$140.12	1854SS	\$353.12
18" x 60"	24 lbs	1860SG	\$143.35	1860SS	\$367.96
18" x 72"	27 lbs	1872SG	\$154.03	1872SS	\$435.13
<b>21" Deep - Solid Shelves</b>					
21" x 24"	13 lbs	2124SG	\$112.83	2124SS	\$207.34
21" x 30"	15 lbs	2130SG	\$121.63	2130SS	\$216.60
21" x 36"	18 lbs	2136SG	\$127.49	2136SS	\$223.76
21" x 42"	21 lbs	2142SG	\$140.68	2142SS	\$235.90
21" x 48"	23 lbs	2148SG	\$148.53	2148SS	\$261.72
21" x 54"	25 lbs	2154SG	\$158.27	2154SS	\$369.17
21" x 60"	28 lbs	2160SG	\$161.30	2160SS	\$486.40
21" x 72"	30 lbs	2172SG	\$179.88	2172SS	\$554.65
<b>24" Deep - Solid Shelves</b>					
24" x 24"	15 lbs	2424SG	\$119.72	2424SS	\$216.68
24" x 30"	17 lbs	2430SG	\$125.90	2430SS	\$222.12
24" x 36"	19 lbs	2436SG	\$132.97	2436SS	\$228.90
24" x 42"	22 lbs	2442SG	\$142.57	2442SS	\$242.25
24" x 48"	24 lbs	2448SG	\$154.60	2448SS	\$266.00
24" x 54"	26 lbs	2454SG	\$163.14	2454SS	\$487.52
24" x 60"	31 lbs	2460SG	\$168.15	2460SS	\$501.85
24" x 72"	34 lbs	2472SG	\$181.45	2472SS	\$562.28

4 or 5 Solid Shelf Starter Units

Solid flat shelves allows for storage from small to large items, and the marine edge perimeter prevents spillage. The double hemmed 18 gauge galvanized steel provides the solid shelf excellent strength characteristics. All solid shelf units consist of 4 or 5 shelves and 4 posts. Mobilize starter kit shelving unit using optional mobile kit WR-00H. **Finish:** Galvanized or Stainless Steel



MOBILIZE YOUR SHELVING

**DB - Donut Bumper \$3.84**  
Non-marking donut bumper used to protect walls and help cushion impact.

**WR-00H (Mobile Kit)\* \$132.50**  
Set of four swivel thermoplastic resin 5" x 1-1/4" casters, two with brakes. Can be used with all units shown. 1,200 lb. load capacity. \*Mobile kits recommended only for shelves 18" and deeper.



4 SHELF GALVANIZED STARTER UNIT



4 SHELF STAINLESS STEEL STARTER UNIT

74"H - STARTER KIT SOLID SHELVING 4 SHELVES						74"H - STARTER KIT SOLID SHELVING 5 SHELVES						
GALVANIZED			STAINLESS STEEL			GALVANIZED			STAINLESS STEEL			
SHELF W" x L"	MODEL NO.	SHIP WGT	PRICE EACH	MODEL NO.	SHIP WGT	PRICE EACH	MODEL NO.	SHIP WGT	PRICE EACH	MODEL NO.	SHIP WGT	PRICE EACH
14" x 36"	WR74-1436SG	72 lbs	\$470.11	WRS4-74-1436SS	72 lbs	\$917.25	WR74-1436SG-5	86 lbs	\$568.55	WRS5-74-1436SS	86 lbs	\$1,092.78
14" x 42"	WR74-1442SG	76 lbs	\$492.22	WRS4-74-1442SS	76 lbs	\$983.26	WR74-1442SG-5	91 lbs	\$596.19	WRS5-74-1442SS	91 lbs	\$1,175.29
14" x 48"	WR74-1448SG	84 lbs	\$517.06	WRS4-74-1448SS	84 lbs	\$1,012.56	WR74-1448SG-5	101 lbs	\$627.24	WRS5-74-1448SS	101 lbs	\$1,211.92
14" x 54"	WR74-1454SG	96 lbs	\$545.83	WRS4-74-1454SS	96 lbs	\$1,397.40	WR74-1454SG-5	116 lbs	\$663.21	WRS5-74-1454SS	116 lbs	\$1,692.97
14" x 60"	WR74-1460SG	104 lbs	\$574.61	WRS4-74-1460SS	104 lbs	\$1,519.17	WR74-1460SG-5	126 lbs	\$699.18	WRS5-74-1460SS	126 lbs	\$1,845.18
14" x 72"	WR74-1472SG	120 lbs	\$625.20	WRS4-74-1472SS	120 lbs	\$1,723.64	WR74-1472SG-5	146 lbs	\$762.41	WRS5-74-1472SS	146 lbs	\$2,100.76
18" x 24"	WR74-1824SG	60 lbs	\$500.28	WRS4-74-1824SS	60 lbs	\$852.62	WR74-1824SG-5	71 lbs	\$606.27	WRS5-74-1824SS	71 lbs	\$1,011.99
18" x 30"	WR74-1830SG	72 lbs	\$517.57	WRS4-74-1830SS	72 lbs	\$906.34	WR74-1830SG-5	86 lbs	\$627.88	WRS5-74-1830SS	86 lbs	\$1,079.14
18" x 36"	WR74-1836SG	80 lbs	\$535.36	WRS4-74-1836SS	80 lbs	\$937.14	WR74-1836SG-5	96 lbs	\$650.11	WRS5-74-1836SS	96 lbs	\$1,117.64
18" x 42"	WR74-1842SG	88 lbs	\$581.89	WRS4-74-1842SS	88 lbs	\$994.14	WR74-1842SG-5	106 lbs	\$708.28	WRS5-74-1842SS	106 lbs	\$1,188.89
18" x 48"	WR74-1848SG	96 lbs	\$601.02	WRS4-74-1848SS	96 lbs	\$1,051.14	WR74-1848SG-5	116 lbs	\$732.20	WRS5-74-1848SS	116 lbs	\$1,260.14
18" x 54"	WR74-1854SG	104 lbs	\$636.81	WRS4-74-1854SS	104 lbs	\$1,627.61	WR74-1854SG-5	126 lbs	\$776.94	WRS5-74-1854SS	126 lbs	\$1,980.73
18" x 60"	WR74-1860SG	112 lbs	\$649.73	WRS4-74-1860SS	112 lbs	\$1,686.98	WR74-1860SG-5	136 lbs	\$793.08	WRS5-74-1860SS	136 lbs	\$2,054.95
18" x 72"	WR74-1872SG	124 lbs	\$692.44	WRS4-74-1872SS	124 lbs	\$1,955.67	WR74-1872SG-5	151 lbs	\$846.47	WRS5-74-1872SS	151 lbs	\$2,390.80
21" x 24"	WR74-2124SG	68 lbs	\$527.66	WRS4-74-2124SS	68 lbs	\$1,044.51	WR74-2124SG-5	81 lbs	\$640.49	WRS5-74-2124SS	81 lbs	\$1,251.85
21" x 30"	WR74-2130SG	76 lbs	\$562.84	WRS4-74-2130SS	76 lbs	\$1,081.53	WR74-2130SG-5	91 lbs	\$684.47	WRS5-74-2130SS	91 lbs	\$1,298.13
21" x 36"	WR74-2136SG	88 lbs	\$586.30	WRS4-74-2136SS	88 lbs	\$1,110.18	WR74-2136SG-5	106 lbs	\$713.79	WRS5-74-2136SS	106 lbs	\$1,333.94
21" x 42"	WR74-2142SG	100 lbs	\$639.04	WRS4-74-2142SS	100 lbs	\$1,158.74	WR74-2142SG-5	121 lbs	\$779.72	WRS5-74-2142SS	121 lbs	\$1,394.64
21" x 48"	WR74-2148SG	108 lbs	\$670.44	WRS4-74-2148SS	108 lbs	\$1,262.02	WR74-2148SG-5	131 lbs	\$818.97	WRS5-74-2148SS	131 lbs	\$1,523.74
21" x 54"	WR74-2154SG	116 lbs	\$709.38	WRS4-74-2154SS	116 lbs	\$1,691.83	WR74-2154SG-5	141 lbs	\$867.65	WRS5-74-2154SS	141 lbs	\$2,061.00
21" x 60"	WR74-2160SG	128 lbs	\$721.52	WRS4-74-2160SS	128 lbs	\$2,160.74	WR74-2160SG-5	156 lbs	\$882.82	WRS5-74-2160SS	156 lbs	\$2,647.14
21" x 72"	WR74-2172SG	136 lbs	\$795.84	WRS4-74-2172SS	136 lbs	\$2,433.73	WR74-2172SG-5	166 lbs	\$975.72	WRS5-74-2172SS	166 lbs	\$2,988.38
24" x 24"	WR74-2424SG	76 lbs	\$555.21	WRS4-74-2424SS	76 lbs	\$1,081.84	WR74-2424SG-5	91 lbs	\$674.93	WRS5-74-2424SS	91 lbs	\$1,298.52
24" x 30"	WR74-2430SG	84 lbs	\$579.91	WRS4-74-2430SS	84 lbs	\$1,103.62	WR74-2430SG-5	101 lbs	\$705.81	WRS5-74-2430SS	101 lbs	\$1,325.74
24" x 36"	WR74-2436SG	92 lbs	\$608.20	WRS4-74-2436SS	92 lbs	\$1,130.76	WR74-2436SG-5	111 lbs	\$741.17	WRS5-74-2436SS	111 lbs	\$1,359.66
24" x 42"	WR74-2442SG	104 lbs	\$646.62	WRS4-74-2442SS	104 lbs	\$1,184.14	WR74-2442SG-5	126 lbs	\$789.19	WRS5-74-2442SS	126 lbs	\$1,426.39
24" x 48"	WR74-2448SG	112 lbs	\$694.73	WRS4-74-2448SS	112 lbs	\$1,279.14	WR74-2448SG-5	136 lbs	\$849.33	WRS5-74-2448SS	136 lbs	\$1,545.14
24" x 54"	WR74-2454SG	128 lbs	\$728.90	WRS4-74-2454SS	128 lbs	\$2,165.21	WR74-2454SG-5	156 lbs	\$892.04	WRS5-74-2454SS	156 lbs	\$2,652.72
24" x 60"	WR74-2460SG	140 lbs	\$748.92	WRS4-74-2460SS	140 lbs	\$2,222.53	WR74-2460SG-5	171 lbs	\$917.07	WRS5-74-2460SS	171 lbs	\$2,724.38
24" x 72"	WR74-2472SG	152 lbs	\$802.12	WRS4-74-2472SS	152 lbs	\$2,464.25	WR74-2472SG-5	186 lbs	\$983.57	WRS5-74-2472SS	186 lbs	\$3,026.53

Shelving units include 4-5 posts and 4-5 shelves.





**Stem Caster 4 or 5 Wire Shelf Mobile Carts**

Mobile wire stem caster carts add versatility and flexibility to any operation, creating a transport system.

- Supply and distribution
- Stock rotation
- Laundry
- Staging

Each unit consists of:

- 4 - posts
- 4 or 5 - wire shelves
- 4 - donut bumpers
- 4 - 5" thermoplastic resin casters, 2 with brakes



M1836C46

**CHROME OR GREEN EPOXY WIRE SHELVES**

DIMENSIONS W" x L" x H"	4 SHELF CARTS				5 SHELF CARTS					
	SHIP WGT	CHROME MODEL NO.	PRICE EACH	GREEN MODEL NO.	PRICE EACH	SHIP WGT	CHROME MODEL NO.	PRICE EACH	GREEN MODEL NO.	PRICE EACH
<b>63"H - Post, 5" Stem Caster Carts</b>										
18" x 36" x 69"	68 lbs	M1836C46	\$368.16	M1836P46	\$354.48	72 lbs	M1836C46-5	\$409.59	M1836P46-5	\$393.31
18" x 48" x 69"	76 lbs	M1848C46	\$416.12	M1848P46	\$403.51	84 lbs	M1848C46-5	\$469.55	M1848P46-5	\$454.60
18" x 60" x 69"	97 lbs	M1860C46	\$494.73	M1860P46	\$455.45	107 lbs	M1860C46-5	\$567.80	M1860P46-5	\$519.53
24" x 36" x 69"	80 lbs	M2436C46	\$411.86	M2436P46	\$401.11	87 lbs	M2436C46-5	\$464.22	M2436P46-5	\$451.60
24" x 48" x 69"	94 lbs	M2448C46	\$475.54	M2448P46	\$455.46	102 lbs	M2448C46-5	\$543.82	M2448P46-5	\$519.55
24" x 60" x 69"	116 lbs	M2460C46	\$595.44	M2460P46	\$525.84	127 lbs	M2460C46-5	\$693.70	M2460P46-5	\$607.52
<b>74"H - Post, 5" Stem Caster Carts</b>										
18" x 36" x 80"	70 lbs	M1836C47	\$374.18	M1836P47	\$360.18	74 lbs	M1836C47-5	\$415.61	M1836P47-5	\$399.01
18" x 48" x 80"	78 lbs	M1848C47	\$422.14	M1848P47	\$409.21	86 lbs	M1848C47-5	\$475.57	M1848P47-5	\$460.30
18" x 60" x 80"	99 lbs	M1860C47	\$500.74	M1860P47	\$461.15	109 lbs	M1860C47-5	\$573.82	M1860P47-5	\$525.23
24" x 36" x 80"	82 lbs	M2436C47	\$417.88	M2436P47	\$406.81	89 lbs	M2436C47-5	\$470.24	M2436P47-5	\$457.30
24" x 48" x 80"	96 lbs	M2448C47	\$481.56	M2448P47	\$461.16	104 lbs	M2448C47-5	\$549.84	M2448P47-5	\$525.25
24" x 60" x 80"	118 lbs	M2460C47	\$601.46	M2460P47	\$531.54	129 lbs	M2460C47-5	\$699.72	M2460P47-5	\$613.22

**Stem Caster 3 or 4 Wire/1 Solid Shelf Mobile Carts**

Stem caster cart with solid bottom shelf. The unique combination of wire and solid shelves allows for air circulation and high visibility. The solid shelf in the bottom position prevents dust and dirt to rise and contains spillage.

Each unit consists of:

- 4 - posts
- 3 or 4 - wire shelves
- 1 - solid shelf
- 4 - donut bumpers
- 4 - 5" thermoplastic resin casters, 2 with brakes



M1836CG46-5

**CHROME WIRE AND 18 GAUGE SOLID GALVANIZED STEEL SHELVES**

DIMENSIONS W" x L" x H"	4 SHELF CARTS			5 SHELF CARTS		
	MODEL NO.	SHIP WGT	PRICE EACH	MODEL NO.	SHIP WGT	PRICE EACH
<b>63"H - Post, 5" Stem Caster Carts</b>						
18" x 36" x 69"	M1836CG46	68 lbs	\$455.62	M1836CG46-5	78 lbs	\$499.24
18" x 48" x 69"	M1848CG46	76 lbs	\$509.47	M1848CG46-5	90 lbs	\$565.70
18" x 60" x 69"	M1860CG46	97 lbs	\$587.20	M1860CG46-5	114 lbs	\$664.12
24" x 36" x 69"	M2436CG46	80 lbs	\$498.98	M2436CG46-5	93 lbs	\$554.10
24" x 48" x 69"	M2448CG46	94 lbs	\$568.87	M2448CG46-5	110 lbs	\$640.74
24" x 60" x 69"	M2460CG46	116 lbs	\$691.51	M2460CG46-5	137 lbs	\$794.93
<b>74"H - Post, 5" Stem Caster Carts</b>						
18" x 36" x 80"	M1836CG47	70 lbs	\$461.96	M1836CG47-5	80 lbs	\$505.57
18" x 48" x 80"	M1848CG47	78 lbs	\$515.80	M1848CG47-5	92 lbs	\$572.04
18" x 60" x 80"	M1860CG47	99 lbs	\$593.53	M1860CG47-5	116 lbs	\$670.45
24" x 36" x 80"	M2436CG47	82 lbs	\$505.32	M2436CG47-5	95 lbs	\$560.43
24" x 48" x 80"	M2448CG47	96 lbs	\$575.21	M2448CG47-5	112 lbs	\$647.08
24" x 60" x 80"	M2460CG47	118 lbs	\$697.84	M2460CG47-5	139 lbs	\$801.27

**1,200 lb. MOBILE LOAD CAPACITY**

**Stem Caster 4 or 5 Solid Shelf Mobile Carts**

Stem caster solid shelf cart is an easy way to transport tools and inventories.

Each unit consists of:

- 4 - posts
- 4 or 5 - solid shelves
- 4 - donut bumpers
- 4 - 5" thermoplastic resin casters, 2 with brakes



M1836SG46

**18 GAUGE SOLID GALVANIZED STEEL**

DIMENSIONS W" x L" x H"	4 SHELF CARTS			5 SHELF CARTS		
	MODEL NO.	SHIP WGT	PRICE EACH	MODEL NO.	SHIP WGT	PRICE EACH
<b>63"H - Post, 5" Stem Caster Carts</b>						
18" x 36" x 69"	M1836SG46	86 lbs	\$659.88	M1836SG46-5	102 lbs	\$771.58
18" x 48" x 69"	M1848SG46	102 lbs	\$723.79	M1848SG46-5	122 lbs	\$851.47
18" x 60" x 69"	M1860SG46	118 lbs	\$786.50	M1860SG46-5	142 lbs	\$929.85
24" x 36" x 69"	M2436SG46	98 lbs	\$695.32	M2436SG46-5	117 lbs	\$815.88
24" x 48" x 69"	M2448SG46	102 lbs	\$773.77	M2448SG46-5	126 lbs	\$913.95
24" x 60" x 69"	M2460SG46	146 lbs	\$885.68	M2460SG46-5	177 lbs	\$1,053.83
<b>74"H - Post, 5" Stem Caster Carts</b>						
18" x 36" x 80"	M1836SG47	88 lbs	\$666.21	M1836SG47-5	104 lbs	\$777.91
18" x 48" x 80"	M1848SG47	104 lbs	\$730.13	M1848SG47-5	124 lbs	\$857.81
18" x 60" x 80"	M1860SG47	120 lbs	\$792.83	M1860SG47-5	144 lbs	\$936.18
24" x 36" x 80"	M2436SG47	100 lbs	\$701.66	M2436SG47-5	119 lbs	\$822.21
24" x 48" x 80"	M2448SG47	104 lbs	\$780.11	M2448SG47-5	128 lbs	\$920.28
24" x 60" x 80"	M2460SG47	148 lbs	\$892.02	M2460SG47-5	179 lbs	\$1,060.17



### 3 SIDED, 4 OR 5 WIRE SHELF CART WITH RODS AND TABS

DIMENSIONS W" x L" x H"	4 SHELF CARTS			5 SHELF CARTS		
	MODEL NO.	SHIP WGT	PRICE EACH	MODEL NO.	SHIP WGT	PRICE EACH
<b>63"H - Post, Cart with Rods and Tabs</b>						
18" x 36" x 69"	M1836C46RE	74 lbs	\$695.75	M1836C46RE-5	84 lbs	\$739.36
18" x 48" x 69"	M1848C46RE	84 lbs	\$746.24	M1848C46RE-5	98 lbs	\$802.47
18" x 60" x 69"	M1860C46RE	100 lbs	\$906.03	M1860C46RE-5	117 lbs	\$982.95
24" x 36" x 69"	M2436C46RE	88 lbs	\$741.75	M2436C46RE-5	101 lbs	\$796.86
24" x 48" x 69"	M2448C46RE	104 lbs	\$885.84	M2448C46RE-5	120 lbs	\$957.71
24" x 60" x 69"	M2460C46RE	124 lbs	\$1,089.10	M2460C46RE-5	145 lbs	\$1,192.53
<b>74"H - Post, Cart with Rods and Tabs</b>						
18" x 36" x 80"	M1836C47RE	80 lbs	\$730.41	M1836C47RE-5	90 lbs	\$774.02
18" x 48" x 80"	M1848C47RE	92 lbs	\$780.89	M1848C47RE-5	106 lbs	\$837.13
18" x 60" x 80"	M1860C47RE	104 lbs	\$947.77	M1860C47RE-5	121 lbs	\$1,024.69
24" x 36" x 80"	M2436C47RE	94 lbs	\$776.41	M2436C47RE-5	107 lbs	\$831.52
24" x 48" x 80"	M2448C47RE	112 lbs	\$927.57	M2448C47RE-5	128 lbs	\$915.31
24" x 60" x 80"	M2460C47RE	132 lbs	\$1,137.92	M2460C47RE-5	153 lbs	\$1,157.21

## CHROME WIRE SHELVES

### DOLLY BASE 3 SIDED, 4 OR 5 WIRE SHELF CART WITH RODS AND TABS

DIMENSIONS W" x L" x H"	4 SHELF CARTS			5 SHELF CARTS		
	MODEL NO.	SHIP WGT	PRICE EACH	MODEL NO.	SHIP WGT	PRICE EACH
<b>63"H - Post, Dolly Base Carts with Rods and Tabs</b>						
18" x 36" x 70"	MD1836C46RE	86 lbs	\$850.13	MD1836C46RE-5	96 lbs	\$893.74
18" x 48" x 70"	MD1848C46RE	96 lbs	\$924.02	MD1848C46RE-5	110 lbs	\$980.25
18" x 60" x 70"	MD1860C46RE	124 lbs	\$1,102.57	MD1860C46RE-5	141 lbs	\$1,179.49
24" x 36" x 70"	MD2436C46RE	113 lbs	\$913.94	MD2436C46RE-5	126 lbs	\$969.05
24" x 48" x 70"	MD2448C46RE	121 lbs	\$1,076.87	MD2448C46RE-5	137 lbs	\$1,071.69
24" x 60" x 70"	MD2460C46RE	144 lbs	\$1,299.50	MD2460C46RE-5	165 lbs	\$1,325.87
<b>74"H - Post, Dolly Base Carts with Rods and Tabs</b>						
18" x 36" x 81"	MD1836C47RE	92 lbs	\$884.79	MD1836C47RE-5	102 lbs	\$928.40
18" x 48" x 81"	MD1848C47RE	106 lbs	\$958.67	MD1848C47RE-5	120 lbs	\$1,014.91
18" x 60" x 81"	MD1860C47RE	120 lbs	\$1,144.31	MD1860C47RE-5	137 lbs	\$1,221.23
24" x 36" x 81"	MD2436C47RE	108 lbs	\$948.60	MD2436C47RE-5	121 lbs	\$1,003.71
24" x 48" x 81"	MD2448C47RE	129 lbs	\$1,118.61	MD2448C47RE-5	145 lbs	\$1,106.35
24" x 60" x 81"	MD2460C47RE	152 lbs	\$1,348.32	MD2460C47RE-5	173 lbs	\$1,367.61



M1836C46RE



MD1836C46RE-5

#### Enclosure Carts

Enclosure carts are an effective way to keep contents from moving or falling off during transportation.

Enclosure carts using rods and tabs are adaptable to any shelf position.

Enclosure dolly base truck using rods and tabs allows for heavier load transport. The rods and tabs act as a perimeter to retain product.

For additional shelves, refer to [pg. 5](#).

All units consist of:

- 4 - posts
- 4 or 5 - wire shelves
- 4, 5 or 6 - rods and tabs kits

Mobile unit also includes:

- 4 - 5" swivel thermoplastic resin casters, 2 with brakes
- 4 - donut bumpers

Dolly Base unit also includes:

- 1 - dolly base
- 4 - plate thermoplastic resin casters (2 rigid and 2 swivel with brake)

**COMPLETE CARTS INCLUDE CASTER KIT FOR MOBILITY**

**1,200 lb. MOBILE LOAD CAPACITY**

#### Rods & Tabs

Rods and tabs represent an economical, alternate solution for enclosure on backs and sides of mobile and stationary units.

Each kit includes:

- 3 - rods
- 9 - front/back tabs
- 9 - side/solid shelf tabs.

MODEL NO.	DESCRIPTION	SHIP WGT	PRICE EACH
<b>Rods &amp; Tabs</b>			
52RT	3 - 52" Rods with Tabs	1 lb	\$72.78
61RT	3 - 61" Rods with Tabs	1 lb	\$77.05
72RT	3 - 72" Rods with Tabs	2 lbs	\$84.13
84RT	3 - 84" Rods with Tabs	2 lbs	\$109.44



ROD



QSRT \$16.87  
Side or Solid Shelf Tab



QAT \$12.70  
Front or Back Shelf Tab



Enclosure Carts

Enclosure carts are an effective way to keep contents from moving or falling off during transportation.

Enclosure carts using rods and tabs are adaptable to any shelf position.

Enclosure dolly base truck using rods and tabs allows for heavier load transport. The rods and tabs act as a perimeter to retain product.

For additional shelves, refer to pg. 5.

All units consist of:

- 4 - posts
- 3 or 4 - wire shelves
- 1 - solid shelf
- 4, 5 or 6 - rods and tabs kits

Mobile unit also includes:

- 4 - 5" swivel thermoplastic resin casters, 2 with brakes
- 4 - donut bumpers

Dolly Base unit also includes:

- 1 - dolly base
- 4 - plate thermoplastic resin casters (2 rigid and 2 swivel with brake)

COMPLETE CARTS INCLUDE CASTER KIT FOR MOBILITY

1,200 lb. MOBILE LOAD CAPACITY

NYLON FABRIC OR CLEAR VINYL CART COVERS AVAILABLE

Call for details



M1836CG46RE



MD1836CG46RE-5


3 SIDED STEM CASTER WIRE SHELF CART WITH 3 OR 4 WIRE SHELVES AND 1 SOLID SHELF WITH RODS AND TABS

DIMENSIONS W" x L" x H"	4 SHELF CARTS			5 SHELF CARTS		
	MODEL NO.	SHIP WGT	PRICE EACH	MODEL NO.	SHIP WGT	PRICE EACH
<b>63"H - Post, Cart with Rods and Tabs</b>						
18" x 36" x 69"	M1836CG46RE	83 lbs	\$763.84	M1836CG46RE-5	93 lbs	\$807.45
18" x 48" x 69"	M1848CG46RE	94 lbs	\$817.68	M1848CG46RE-5	108 lbs	\$873.91
18" x 60" x 69"	M1860CG46RE	114 lbs	\$972.46	M1860CG46RE-5	131 lbs	\$1,049.38
24" x 36" x 69"	M2436CG46RE	96 lbs	\$807.19	M2436CG46RE-5	109 lbs	\$862.31
24" x 48" x 69"	M2448CG46RE	112 lbs	\$954.14	M2448CG46RE-5	128 lbs	\$1,026.01
24" x 60" x 69"	M2460CG46RE	136 lbs	\$1,153.83	M2460CG46RE-5	157 lbs	\$1,257.25
<b>74"H - Post, Cart with Rods and Tabs</b>						
18" x 36" x 80"	M1836CG47RE	89 lbs	\$798.49	M1836CG47RE-5	99 lbs	\$842.11
18" x 48" x 80"	M1848CG47RE	101 lbs	\$852.34	M1848CG47RE-5	115 lbs	\$908.57
18" x 60" x 80"	M1860CG47RE	123 lbs	\$1,014.20	M1860CG47RE-5	140 lbs	\$1,091.12
24" x 36" x 80"	M2436CG47RE	102 lbs	\$841.85	M2436CG47RE-5	115 lbs	\$896.97
24" x 48" x 80"	M2448CG47RE	119 lbs	\$995.87	M2448CG47RE-5	135 lbs	\$1,067.75
24" x 60" x 80"	M2460CG47RE	144 lbs	\$1,202.65	M2460CG47RE-5	166 lbs	\$1,306.07


CHROME WIRE AND 18 GAUGE SOLID GALVANIZED STEEL SHELVES

DOLLY BASE 3 SIDED WIRE SHELF CART WITH 3 OR 4 WIRE SHELVES AND 1 SOLID SHELF WITH RODS AND TABS

DIMENSIONS W" x L" x H"	4 SHELF CARTS			5 SHELF CARTS		
	MODEL NO.	SHIP WGT	PRICE EACH	MODEL NO.	SHIP WGT	PRICE EACH
<b>63"H - Post, Dolly Base Carts with Rods and Tabs</b>						
18" x 36" x 70"	MD1836CG46RE	93 lbs	\$918.22	MD1836CG46RE-5	102 lbs	\$961.83
18" x 48" x 70"	MD1848CG46RE	106 lbs	\$995.46	MD1848CG46RE-5	116 lbs	\$1,051.69
18" x 60" x 70"	MD1860CG46RE	128 lbs	\$1,169.00	MD1860CG46RE-5	147 lbs	\$1,245.92
24" x 36" x 70"	MD2436CG46RE	109 lbs	\$979.38	MD2436CG46RE-5	132 lbs	\$1,034.50
24" x 48" x 70"	MD2448CG46RE	127 lbs	\$1,145.18	MD2448CG46RE-5	145 lbs	\$1,139.99
24" x 60" x 70"	MD2460CG46RE	154 lbs	\$1,364.23	MD2460CG46RE-5	175 lbs	\$1,390.60
<b>74"H - Post, Dolly Base Carts with Rods and Tabs</b>						
18" x 36" x 81"	MD1836CG47RE	99 lbs	\$952.87	MD1836CG47RE-5	108 lbs	\$996.49
18" x 48" x 81"	MD1848CG47RE	113 lbs	\$1,030.12	MD1848CG47RE-5	126 lbs	\$1,086.35
18" x 60" x 81"	MD1860CG47RE	137 lbs	\$1,210.74	MD1860CG47RE-5	143 lbs	\$1,287.66
24" x 36" x 81"	MD2436CG47RE	115 lbs	\$1,014.04	MD2436CG47RE-5	127 lbs	\$1,069.16
24" x 48" x 81"	MD2448CG47RE	134 lbs	\$1,186.91	MD2448CG47RE-5	153 lbs	\$1,174.65
24" x 60" x 81"	MD2460CG47RE	163 lbs	\$1,413.05	MD2460CG47RE-5	183 lbs	\$1,432.34



BLUE NYLON



CLEAR VINYL



WHITE NYLON

CART COVERS

Protect against pilferage, airborne dust, moisture, and other contaminants





# CHROME WIRE SHELVES

## 3 SIDED, 4 OR 5 WIRE SHELF CART WITH ENCLOSURE PANELS

DIMENSIONS W" x L" x H"	4 SHELF CARTS			5 SHELF CARTS		
	MODEL NO.	SHIP WGT	PRICE EACH	MODEL NO.	SHIP WGT	PRICE EACH
<b>Chrome - 63"H - Post, Cart with Enclosure Panels</b>						
24" x 36" x 69"	M2436C46E	145 lbs	\$827.13	M2436C46E-5	158 lbs	\$882.25
24" x 48" x 69"	M2448C46E	179 lbs	\$951.64	M2448C46E-5	195 lbs	\$1,023.51
24" x 60" x 69"	M2460C46E	197 lbs	\$1,117.84	M2460C46E-5	218 lbs	\$1,221.26
<b>Green Epoxy - 63"H - Post, Cart with Enclosure Panels</b>						
24" x 36" x 69"	M2436P46E	145 lbs	\$827.13	M2436P46E-5	158 lbs	\$882.25
24" x 48" x 69"	M2448P46E	179 lbs	\$951.64	M2448P46E-5	195 lbs	\$1,023.51
24" x 60" x 69"	M2460P46E	197 lbs	\$1,117.84	M2460P46E-5	218 lbs	\$1,221.26



M2436C46E

### Enclosure Carts

Finish: Chrome

Each unit consists of:

- 4 - posts
- 4 or 5 - wire shelves
- 4 - enclosure panels
- 4 - 5" swivel thermoplastic resin casters, 2 with brakes
- 4 - donut bumpers

COMPLETE CARTS INCLUDE  
CASTER KIT FOR MOBILITY

# 1,200 lb.

MOBILE LOAD  
CAPACITY

## 3 SIDED STEM CASTER ENCLOSURE CART WITH 3 OR 4 WIRE SHELVES AND 1 SOLID SHELF WITH ENCLOSURE PANELS

DIMENSIONS W" x L" x H"	4 SHELF CARTS			5 SHELF CARTS		
	MODEL NO.	SHIP WGT	PRICE EACH	MODEL NO.	SHIP WGT	PRICE EACH
<b>63"H - Post, Cart with Solid Bottom Shelf and Enclosure Panels</b>						
24" x 36" x 69"	WRCS4-63-2436EP	113 lbs	\$904.24	WRCS4-63-2436EP-5	126 lbs	\$959.35
24" x 48" x 69"	WRCS4-63-2448EP	131 lbs	\$1,031.81	WRCS4-63-2448EP-5	147 lbs	\$1,058.29
24" x 60" x 69"	WRCS4-63-2460EP	158 lbs	\$1,219.01	WRCS4-63-2460EP-5	179 lbs	\$1,271.20
<b>74"H - Post, Cart with Solid Bottom Shelf and Enclosure Panels</b>						
24" x 36" x 80"	WRCS4-74-2436EP	113 lbs	\$907.04	WRCS4-74-2436EP-5	126 lbs	\$962.15
24" x 48" x 80"	WRCS4-74-2448EP	131 lbs	\$1,054.39	WRCS4-74-2448EP-5	147 lbs	\$1,109.40
24" x 60" x 80"	WRCS4-74-2460EP	158 lbs	\$1,284.18	WRCS4-74-2460EP-5	179 lbs	\$1,373.44



WRCS4-63-2460EP-5

NYLON FABRIC OR CLEAR VINYL  
CART COVERS  
AVAILABLE



### BLUE NYLON CART COVER

Protect against pilferage, airborne dust, moisture and other contaminants

# CHROME WIRE AND 18 GAUGE SOLID GALVANIZED STEEL SHELVES

## 3 SIDED DOLLY BASE ENCLOSURE CART WITH 3 OR 4 WIRE SHELVES AND 1 SOLID SHELF WITH ENCLOSURE PANELS

DIMENSIONS W" x L" x H"	4 SHELF CARTS			5 SHELF CARTS		
	MODEL NO.	SHIP WGT	PRICE EACH	MODEL NO.	SHIP WGT	PRICE EACH
<b>63"H - Post, Dolly Base Cart with Solid Bottom Shelf and Enclosure Panels</b>						
24" x 36" x 70"	WRDBS4-63-2436EP	124 lbs	\$1,058.62	WRDBS4-63-2436EP-5	137 lbs	\$1,068.33
24" x 48" x 70"	WRDBS4-63-2448EP	142 lbs	\$1,209.59	WRDBS4-63-2448EP-5	158 lbs	\$1,236.07
24" x 60" x 70"	WRDBS4-63-2460EP	169 lbs	\$1,411.28	WRDBS4-63-2460EP-5	190 lbs	\$1,469.31
<b>74"H - Post, Dolly Base Cart with Solid Bottom Shelf and Enclosure Panels</b>						
24" x 36" x 81"	WRDBS4-74-2436EP	124 lbs	\$1,089.76	WRDBS4-74-2436EP-5	137 lbs	\$1,128.00
24" x 48" x 81"	WRDBS4-74-2448EP	142 lbs	\$1,239.10	WRDBS4-74-2448EP-5	158 lbs	\$1,294.10
24" x 60" x 81"	WRDBS4-74-2460EP	169 lbs	\$1,488.24	WRDBS4-74-2460EP-5	190 lbs	\$1,574.80



WRDBS4-63-2460EP

All units consist of:

- 4 - posts
- 3 or 4 - wire shelves
- 1 - solid shelf
- 4 or 5 - enclosure panels

Mobile unit also includes:

- 4 - 5" swivel thermoplastic resin casters, 2 with brakes
- 4 - donut bumpers

Dolly Base unit also includes:

- 1 - dolly base
- 4 - plate thermoplastic resin casters (2 rigid and 2 swivel with brake)



**Wire Basket Units**

Basket units allow high visibility and air circulation. The basket acts as a dispensing and storage module which can be added to 18", 21" and 24" deep shelving units. The collar hook allows the basket to be removed or adjusted to accommodate various product mix and sizes. Baskets are adjustable on 1" increments. 110 lb. load capacity per basket. Adjustable baskets used in combination with shelves are an excellent method to store all types of products. Units can be stationary or mobile. Casters add flexibility and convert stationary units into transport systems. Ideal for exchange charts and par level storage.  
**Finish:** Chrome

MODEL NO.	BASKET DIMENSIONS W" x L" x H"	SHIP WGT	PRICE EACH	DIVIDER MODEL NO.	SHIP WGT	PRICE EACH
<b>1436BC</b>	14" x 36" x 9"	10 lbs	\$87.69	<b>149DC</b>	1 lb	\$10.94
<b>1448BC</b>	14" x 48" x 9"	13 lbs	\$109.72	<b>149DC</b>	1 lb	\$10.94
<b>2036BC</b>	20" x 36" x 9"	12 lbs	\$98.45	<b>209DC</b>	2 lbs	\$12.58
<b>2048BC</b>	20" x 48" x 9"	15 lbs	\$132.27	<b>209DC</b>	2 lbs	\$12.58
<b>203612BC</b>	20" x 36" x 12"	14 lbs	\$109.03	<b>2012DC</b>	2 lbs	\$15.07
<b>204812BC</b>	20" x 48" x 12"	16 lbs	\$139.84	<b>2012DC</b>	2 lbs	\$15.07

**3 BASKET POSITIONS FOR FLEXIBLE STORAGE**




**ANGLE DOWN**  
Flows parts to front provides maximum accessibility



**FLAT**  
Provides maximum space efficiency



**ANGLED UP**  
Provides maximum bin capacity



**149DC**  
Divider  
(Sold separately)

MODEL NO.	DESCRIPTION	SHIP WGT	PRICE EACH
<b>Clear Label Holders</b>			
<b>BLH3C</b>	3" Clear Label Holder	1 lb	\$2.60
<b>BLH14C</b>	14" Clear Label Holder	1 lb	\$8.02
<b>BLH32C</b>	32" Clear Label Holder	1 lb	\$18.22



**M1836BC6C**  
(Dividers sold separately)

**1436BC**  
Shown with Dividers and Clear Label Holder  
(Sold separately)

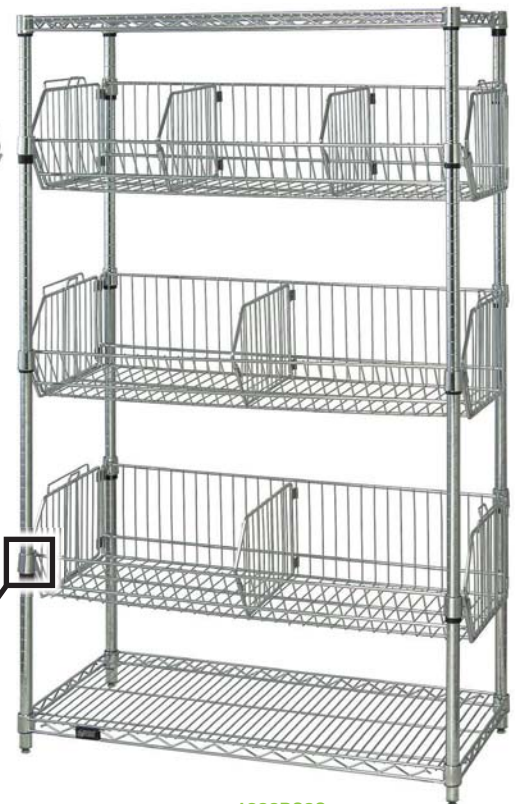


**CLEAR LABEL HOLDERS**  
Super easy method for identifying product. Affix directly to the front on any basket. Available in three lengths. (Sold separately)

**COMPLETE PACKAGES WITH BASKETS**



**SCH1** \$14.66  
**COLLAR HOOKS**  
Hooks onto basket corner allowing basket to securely hang.



**1836BC6C**  
(Dividers sold separately)

**Mobile Wire Basket Carts**

- Each mobile unit consists of:
- 4 - 63" H posts
  - 3 - 9" H adjustable baskets including collar hooks
  - 2 - wire shelves
  - 4 - donut bumpers
  - 4 - swivel 5" x 1-1/4" thermoplastic resin casters, 2 with brakes

MOBILE MODEL NO.	DIMENSIONS W" x L" x H"	NO. OF SHELVES	NO. OF BASKETS	SHIP WGT	PRICE EACH
<b>M1836BC6C</b>	18" x 36" x 69"	2	3	78 lbs	\$617.80
<b>M1848BC6C</b>	18" x 48" x 69"	2	3	90 lbs	\$709.13
<b>M2436BC6C</b>	24" x 36" x 69"	2	3	93 lbs	\$673.07
<b>M2448BC6C</b>	24" x 48" x 69"	2	3	108 lbs	\$808.04

**Stationary Wire Basket Units**

- Each stationary unit consists of:
- 4 - 63" H posts
  - 3 - 9" H adjustable baskets including collar hooks
  - 2 - wire shelves

STATIONARY MODEL NO.	DIMENSIONS W" x L" x H"	NO. OF SHELVES	NO. OF BASKETS	SHIP WGT	PRICE EACH
<b>1836BC6C</b>	18" x 36" x 63"	2	3	70 lbs	\$469.95
<b>1848BC6C</b>	18" x 48" x 63"	2	3	82 lbs	\$561.28
<b>2436BC6C</b>	24" x 36" x 63"	2	3	85 lbs	\$525.22
<b>2448BC6C</b>	24" x 48" x 63"	2	3	100 lbs	\$660.19





**Bin Rail Holders**



**48BH**  
Shown with QUS220  
(Bins are sold separately)

Creates a more functional work area with the bin rail which allows you to adapt bins to your shelving unit. Bin rail holder adjusts on 1" increments.  
**Finish:** Chrome

MODEL NO.	DESCRIPTION	SHIP WGT	PRICE EACH
36BH	One 36" Bin Holder	5 lbs	\$49.25
48BH	One 48" Bin Holder	7 lbs	\$52.31
60BH	One 60" Bin Holder	9 lbs	\$58.80

**Slanted Shelves**

**1836SL**  
Shown with 4"H Dividers  
(Dividers are sold separately)



Designed with a 25° slant to add structure to various applications and retain products. Perfect angle for gravity flow as well as bin storage.  
**Finish:** Chrome

MODEL NO.	DIMENSIONS W" x L"	SHIP WGT	PRICE EACH	DIVIDER MODEL NO.	PRICE EACH
1836SL	18" x 36"	7 lbs	\$72.24	DIV18SL	\$11.71
1848SL	18" x 48"	8 lbs	\$92.56	DIV18SL	\$11.71
2436SL	24" x 36"	8 lbs	\$88.52	DIV24SL	\$12.83
2448SL	24" x 48"	9 lbs	\$117.28	DIV24SL	\$12.83

**Tubular 3 Sided Frames**



Constructed of 1" square tubing, frame is designed for added structure to the perimeter of a dunnage or shelving unit. **Finish:** Gray Epoxy

GRAY MODEL NO.	DIMENSIONS W" x L"	SHIP WGT	PRICE EACH
1836FGY	18" x 36"	7 lbs	\$49.88
1848FGY	18" x 48"	8 lbs	\$61.12
1860FGY	18" x 60"	9 lbs	\$72.58
2436FGY	24" x 36"	8 lbs	\$62.06
2448FGY	24" x 48"	9 lbs	\$74.87
2460FGY	24" x 60"	10 lbs	\$87.15

**Collar Hooks**



Used to secure baskets to posts or as a hook for longer items. Sold in packs of four.

MODEL NO.	DESCRIPTION	SHIP WGT	PRICE EACH
SCH1-5	1-1/2" Hook (4 Packs)	1 lb	\$17.28
SCH1	1/2" Hook (4 Packs)	1 lb	\$14.89

**CHOOSE FROM ONE BIN/TRAY DESIGN OR TWO BIN/TRAY DESIGN**



**DS18-24**

**Single and Double Drawer Slides**

Compliment any system with specialized areas for storage which allow bins and trays to be suspended between shelves. Single bin slide mounts 18", 21" and 24" shelves. Double bin slide adapts to 24" shelves only. (Bins sold separately) **Finish:** Chrome

MODEL NO.	DESCRIPTION	SHIP WGT	PRICE EACH
DS18-24	Single Bin Design	2 lbs	\$29.93
DDS-24	Double Bin Design	4 lbs	\$126.10



**1836DSGY**

**Dunnage Shelves**

**1,300-1,600 lb.**  
**LOAD CAPACITY PER SHELF**

Dunnage shelves are constructed of 1" square tubular steel with removable wire decking. Utilized in extreme load applications. 1,300-1,600 lb. load capacity depending of shelf length. **Finish:** Gray Epoxy - Excellent for high humidity or corrosive applications and is fortified with an antimicrobial agent.

GRAY EPOXY			
MODEL NO.	PRICE EACH	DIMENSIONS W" x L"	SHIP WGT
1836DSGY	\$124.37	18" x 36"	21 lbs
1848DSGY	\$155.63	18" x 48"	28 lbs
1860DSGY	\$184.83	18" x 60"	34 lbs
2436DSGY	\$148.31	24" x 36"	24 lbs
2448DSGY	\$186.31	24" x 48"	30 lbs
2460DSGY	\$221.16	24" x 60"	37 lbs

**Wire 3 Sided Frames**



Designed to add structure to various applications and retain products. **Finishes:** Chrome, 304 Stainless Steel and Green Epoxy

CHROME		STAINLESS		GREEN EPOXY		DIMENSIONS W" x L"	SHIP WGT
MODEL NO.	PRICE EACH	MODEL NO.	PRICE EACH	MODEL NO.	PRICE EACH		
1836FC	\$54.46	1836FS	\$157.96	1836FP	\$46.05	18" x 36"	6 lbs
1848FC	\$73.62	1848FS	\$192.53	1848FP	\$58.28	18" x 48"	7 lbs
1860FC	\$84.65	1860FS	\$220.54	1860FP	\$64.35	18" x 60"	8 lbs
2436FC	\$72.06	2436FS	\$179.20	2436FP	\$53.83	24" x 36"	8 lbs
2448FC	\$86.26	2448FS	\$203.57	2448FP	\$63.60	24" x 48"	9 lbs
2460FC	\$102.15	2460FS	\$226.79	2460FP	\$73.45	24" x 60"	10 lbs

**Modular Dolly Frames**



**DB1836S**

Dolly Frames allow standard shelving units to be converted to heavy-duty transport trucks. Frames are fabricated from heavy gauge steel. Bumpers are attached to each corner to protect walls and help cushion impact. **Finishes:** Chrome and Stainless Steel (Plate casters sold separately)

CHROME		STAINLESS STEEL		DIMENSIONS W" x L"	SHIP WGT
MODEL NO.	PRICE EACH	MODEL NO.	PRICE EACH		
DB1836C	\$162.56	DB1836S	\$498.08	18" x 36"	10 lbs
DB1848C	\$185.96	DB1848S	\$511.42	18" x 48"	12 lbs
DB1860C	\$204.72	DB1860S	\$639.56	18" x 60"	14 lbs
DB2436C	\$180.37	DB2436S	\$553.50	24" x 36"	13 lbs
DB2448C	\$199.22	DB2448S	\$623.81	24" x 48"	15 lbs
DB2460C	\$218.58	DB2460S	\$695.06	24" x 60"	18 lbs



Hang Bars

- Holds 75 lb. weight capacity evenly distributed

Finish: Chrome

MODEL NO.	DESCRIPTION	SHIP WGT	PRICE EACH
<b>Intermediate</b>			
GR24	One 24" Hang Bar	2 lbs	\$23.74
<b>Full Length</b>			
GR36	One 36" Hang Bar	3 lbs	\$24.99
GR48	One 48" Hang Bar	4 lbs	\$32.80
GR60	One 60" Hang Bar	5 lbs	\$36.43



GR24



GR36, GR48, GR60

S-Hooks

For continuous runs of shelving. Two hooks should be used per shelf where two posts are not utilized. Sold as an 8 pack. **Finishes:** Chrome, Stainless Steel, Proform Green, Gray and Black Epoxy



- S-HOOK** \$7.91  
Chrome
- S-HOOKSS** \$27.70  
Stainless Steel
- S-HOOKP** \$7.46  
Proform Green Epoxy
- NEW S-HOOKGY** \$7.46  
Gray Epoxy
- S-HOOKBK** \$7.46  
Black Epoxy



**KEYBD** \$82.50  
Keyboard Shelf

Mounts under any size wire shelf and accepts keyboards up to 21"W x 11"D. Has a 6" height adjustment. Measures 25-1/4"W x 15"D x 4-1/4"H

Finish: Chrome

Conductive Accessories



**ESD-SS** \$18.21

Aluminum Split Sleeve

Aluminum Split Sleeves required when grounding standard wire shelving in conductive applications. Sold as a pack of 4 pairs.



**WR-SSCO** \$8.75  
Plastic Conductive Split Sleeve  
Sold as a pack of 4 pairs.



**ESD-DC** \$12.08  
Drag Chain

Drag chain is mounted to bottom of shelf and is used to ground standard wire shelving units. Recommended to be used in conjunction with aluminum or plastic conductive split sleeves and conductive casters.



**UB10** \$55.97  
Utility Basket

An additional storage or display area outside the perimeter of the shelf. Measures 18-7/8"W x 11-1/4"D x 7-5/8"H  
Finish: Chrome



**DH8** \$24.26  
Document Holder

Provides an effective way to secure documents or folders. Measures 12-3/8"W x 2"D x 8-5/8"H


Finish: Chrome

Seismic Foot Plates

NEW

Quantum's seismic foot plates are used to anchor stationary shelving units to the floor.

MODEL NO.	DESCRIPTION	SHIP WGT	PRICE EACH
WR-SFP	Single Seismic Foot Plate	3 lbs	\$245.74
WR-DFP	Double Seismic Foot Plate	4 lbs	\$247.40



**WR-SFP**  
Single Foot Plate



**WR-DFP**  
Double Foot Plate

**OSHPD**  
Certification

Single and Double Foot Plates  
Shown with Posts and 2 Cotter Pins per plate upright



**WR-WMB** \$8.25  
Post Wall Mount Bracket  
Mounts post to wall securely. 2" clearance required.  
Finish: Chrome



**FG** \$2.08  
Non-Marring Floor Glides  
Affixes to bottom of bolt. Serves as protection to prevent marring of floors.  
Sold as a 4 pack.



**WR-SS** \$3.73  
Split Sleeve  
Sold as a pack of 4 pairs.



**WR-SP** \$7.08  
Shelf Collar Plug  
Sold as a pack of 4 pieces.  
Finish: Chrome



**FP** \$6.40  
Foot Plate  
Triangular plate allows additional surface to disperse weight.  
Finish: Chrome





**Push Handles**

Comfortable grip design. Five widths available enabling easy movement of any mobile unit. To order a Proform Green, Gray or Black Epoxy finish, add **P, GY** or **BK** right after chrome model no. prefix (i.e. *PH18P, PH18GY* or *PH18BK*). **Finishes:** Chrome, Stainless Steel, Proform Green, Gray and Black Epoxy



CHROME		STAINLESS STEEL		PROFORM GREEN		GRAY		BLACK		DESCRIPTION	SHIP WGT
MODEL NO.	PRICE EACH	MODEL NO.	PRICE EACH	MODEL NO.	PRICE EACH	MODEL NO.	PRICE EACH	MODEL NO.	PRICE EACH		
PH18	\$24.99	PH18S	\$57.06	PH18P	\$22.70	PH18GY	\$22.70	PH18BK	\$22.70	One 18" Push Handle	2 lbs
PH21	\$26.06	PH21S	\$63.31	PH21P	\$23.74	PH21GY	\$23.74	-	-	One 21" Push Handle	3 lbs
PH24	\$26.78	PH24S	\$64.04	PH24P	\$25.82	PH24GY	\$25.82	PH24BK	\$25.82	One 24" Push Handle	3 lbs
PH30	\$29.01	-	-	-	-	-	-	-	-	One 30" Push Handle	3 lbs
PH36	\$30.52	PH36S	\$65.29	-	-	-	-	-	-	One 36" Push Handle	3 lbs

**U-Handles**

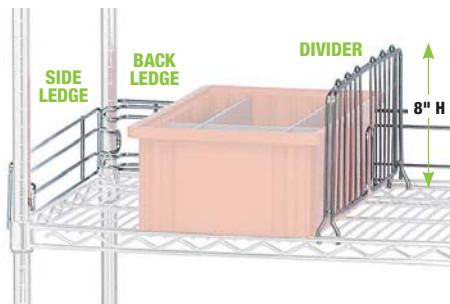
Build your own special size utility cart with three different width choices: 18", 21" or 24". Overall height 32", not including casters. To order a Proform Green, Gray or Black Epoxy finish, add **P, GY** or **BK** right after chrome model no. prefix (i.e. *UH18P, UH18GY* or *UH18BK*). **Finishes:** Chrome, Stainless Steel, Proform Green, Gray and Black Epoxy



CHROME		STAINLESS STEEL		PROFORM GREEN		GRAY		BLACK		DESCRIPTION	SHIP WGT
MODEL NO.	PRICE EACH	MODEL NO.	PRICE EACH	MODEL NO.	PRICE EACH	MODEL NO.	PRICE EACH	MODEL NO.	PRICE EACH		
UH18	\$39.12	UH18S	\$110.06	UH18P	\$38.67	UH18GY	\$38.67	UH18BK	\$38.67	18" U-Handle	2 lbs
UH21	\$41.53	UH21S	\$120.04	UH21P	\$40.42	UH21GY	\$40.42	-	-	21" U-Handle	3 lbs
UH24	\$43.31	UH24S	\$126.74	UH24P	\$42.52	UH24GY	\$42.52	UH24BK	\$42.52	24" U-Handle	3 lbs

**Side and Back Ledges**

Ledges are 4"H and act as a perimeter to retain shelf items and prevent anything from falling off. To order a Proform Green, Gray or Black Epoxy finish, add **P, GY** or **BK** right after chrome model no. prefix (i.e. *SL12P, SL12GY* or *SL12BK*). **Finishes:** Chrome, Stainless Steel, Proform Green, Gray and Black Epoxy



**Dividers**

Dividers are 8"H and are available in 7 depths to be used with all shelves. To order a Proform Green, Gray or Black Epoxy finish, add **P, GY** or **BK** right after chrome model no. prefix (i.e. *DIV12P, DIV12GY* or *DIV12BK*). **Finishes:** Chrome, Stainless Steel, Proform Green, Gray and Black Epoxy

CHROME		STAINLESS STEEL		PROFORM GREEN		GRAY		BLACK		DESCRIPTION	SHIP WGT
MODEL NO.	PRICE EACH	MODEL NO.	PRICE EACH	MODEL NO.	PRICE EACH	MODEL NO.	PRICE EACH	MODEL NO.	PRICE EACH		
<b>4"H - Side Ledges</b>											
SL12	\$11.53	SL12S	\$16.66	SL12P	\$7.73	SL12GY	\$7.73	SL12BK	\$7.73	12" Side Ledge	1 lb
SL14	\$11.85	SL14S	\$25.09	SL14P	\$8.75	SL14GY	\$8.75	SL14BK	\$8.75	14" Side Ledge	1 lb
SL18	\$13.26	SL18S	\$28.11	SL18P	\$10.00	SL18GY	\$10.00	SL18BK	\$10.00	18" Side Ledge	1 lb
SL21	\$14.80	SL21S	\$33.01	SL21P	\$11.56	SL21GY	\$11.56	SL21BK	\$11.56	21" Side Ledge	2 lbs
SL24	\$16.15	SL24S	\$33.63	SL24P	\$13.43	SL24GY	\$13.43	SL24BK	\$13.43	24" Side Ledge	2 lbs
SL30	\$17.20	SL30S	\$43.84	SL30P	\$14.37	SL30GY	\$14.37	SL30BK	\$14.37	30" Side/Back Ledge	2 lbs
<b>4"H - Back Ledges</b>											
BL36	\$17.97	BL36S	\$45.40	BL36P	\$17.02	BL36GY	\$17.02	BL36BK	\$17.02	36" Back/Side Ledge	3 lbs
BL42	\$18.65	BL42S	\$57.27	BL42P	\$18.98	BL42GY	\$18.98	BL42BK	\$18.98	42" Back Ledge	3 lbs
BL48	\$25.57	BL48S	\$64.14	BL48P	\$21.87	BL48GY	\$21.87	BL48BK	\$21.87	48" Back Ledge	3 lbs
BL54	\$27.68	BL54S	\$66.95	BL54P	\$23.19	BL54GY	\$23.19	BL54BK	\$23.19	54" Back Ledge	4 lbs
BL60	\$28.26	BL60S	\$72.68	BL60P	\$26.30	BL60GY	\$26.30	BL60BK	\$26.30	60" Back Ledge	5 lbs
BL72	\$33.81	BL72S	\$89.65	BL72P	\$29.77	BL72GY	\$29.77	BL72BK	\$29.77	72" Back Ledge	6 lbs
<b>Dividers</b>											
DIV12	\$12.82	DIV12S	\$32.38	DIV12P	\$12.50	DIV12GY	\$12.50	DIV12BK	\$12.50	One 12" Divider	2 lbs
DIV14	\$14.98	DIV14S	\$44.46	DIV14P	\$13.05	DIV14GY	\$13.05	DIV14BK	\$13.05	One 14" Divider	2 lbs
DIV18	\$16.50	DIV18S	\$49.88	DIV18P	\$13.87	DIV18GY	\$13.87	DIV18BK	\$13.87	One 18" Divider	2 lbs
DIV21	\$20.20	DIV21S	\$55.60	DIV21P	\$17.39	DIV21GY	\$17.39	DIV21BK	\$17.39	One 21" Divider	3 lbs
DIV24	\$23.74	DIV24S	\$55.81	DIV24P	\$18.53	DIV24GY	\$18.53	DIV24BK	\$18.53	One 24" Divider	3 lbs
DIV30	\$25.39	DIV30S	\$60.91	DIV30P	\$20.51	DIV30GY	\$20.51	DIV30BK	\$20.51	One 30" Divider	4 lbs
DIV36	\$26.43	DIV36S	\$64.56	DIV36P	\$27.59	DIV36GY	\$27.59	DIV36BK	\$27.59	One 36" Divider	4 lbs

**Shelf Inlay Mats**

An economical solution to solid surface preventing items from falling through. White shelf inlay mat is easily removable for cleaning. Manufactured of polyethylene, .5 mm thickness.



Call for details

MODEL NO.	DESCRIPTION	SHIP WGT	PRICE EACH
1836SM	One 18" x 36" Inlay Mat	1 lb	\$15.51
1848SM	One 18" x 48" Inlay Mat	2 lbs	\$19.90
1860SM	One 18" x 60" Inlay Mat	2 lbs	\$22.55
1872SM	One 18" x 72" Inlay Mat	2 lbs	\$27.56
2436SM	One 24" x 36" Inlay Mat	2 lbs	\$18.77
2448SM	One 24" x 48" Inlay Mat	2 lbs	\$24.49
2460SM	One 24" x 60" Inlay Mat	2 lbs	\$24.86
2472SM	One 24" x 72" Inlay Mat	3 lbs	\$31.33

**Tie Bars**



Required with rigid casters to ensure rigid alignment. Tie bar length should match up to shelf depth. Rigid casters sold separately. **Finish:** Chrome

MODEL NO.	DESCRIPTION	SHIP WGT	PRICE EACH
18TB	One 18" Tie Bar which Fits 2 Casters	2 lbs	\$12.69
21TB	One 21" Tie Bar which Fits 2 Casters	2 lbs	\$14.66
24TB	One 24" Tie Bar which Fits 2 Casters	2 lbs	\$15.88
30TB	One 30" Tie Bar which Fits 2 Casters	2 lbs	\$17.47
36TB	One 36" Tie Bar which Fits 2 Casters	3 lbs	\$23.46

**Post Clamps**



Joins multiple units of shelving. **Finish:** Chrome

MODEL NO.	DESCRIPTION	SHIP WGT	PRICE EACH
PCL1	1/2" Post Clamp	4 lbs	\$5.41
PCL2	3-1/3" Post Clamp	5 lbs	\$7.81

**Hang Rails**



CHROME		STAINLESS		DESCRIPTION	SHIP WGT
MODEL NO.	PRICE EACH	MODEL NO.	PRICE EACH		
HB18C	\$8.12	HB18S	\$24.26	One 18" Hang Rail	3 lbs
HB24C	\$9.64	HB24S	\$28.01	One 24" Hang Rail	4 lbs
HB36C	\$13.85	HB36S	\$36.76	One 36" Hang Rail	5 lbs
HB48C	\$15.62	HB48S	\$43.94	One 48" Hang Rail	6 lbs
HB60C	\$20.72	HB60S	\$51.54	One 60" Hang Rail	7 lbs



**Casters**

MODEL NO.	DESCRIPTION	LOAD CAP PER CASTER	SHIP WGT	PRICE EACH
<b>Stem Casters</b>				
WR-00H	Four Swivel 5" x 1-1/4" Thermoplastic Resin Casters, 2 with brake	300 lbs	10 lbs	\$132.50
WR-00HS	Four Swivel 5" x 1-1/4" Polyurethane Stainless Steel Casters with Zerk Grease Fittings, 2 with brake	300 lbs	12 lbs	\$573.75
WR-00CO	Four Swivel ESD/Conductive 5" x 1-1/4" Casters, 2 with brake	300 lbs	12 lbs	\$199.48
WR-SB2R2*	Two Swivel 5" x 1-1/4" Thermoplastic Resin Caster with brake, 2 Rigid	300 lbs	12 lbs	\$133.88
WR-3	Four Swivel 3" Polyurethane Casters, all with brake	200 lbs	8 lbs	\$45.55
WR-RG*	One Rigid 5" x 1-1/4" Thermoplastic Resin Caster	300 lbs	3 lbs	\$29.33
WR-PS	One Swivel 8" x 2-1/2" Pneumatic Caster	325 lbs	4 lbs	\$117.07
<b>Plate Casters</b>				
PT-PS	One Swivel 5" x 1-1/4" Thermoplastic Resin Caster	300 lbs	3 lbs	\$34.31
PT-PR	One Rigid 5" x 1-1/4" Thermoplastic Resin Caster	300 lbs	3 lbs	\$31.18
PT-PSB	One Swivel 5" x 1-1/4" Thermoplastic Resin Caster with brake	300 lbs	3 lbs	\$36.28
PT-PS-S	One Swivel 5" x 1-1/4" Polyurethane Stainless Steel Caster with Zerk Grease Fittings	300 lbs	3 lbs	\$179.54
PT-PR-S	One Rigid 5" x 1-1/4" Polyurethane Stainless Steel Caster with Zerk Grease Fittings	300 lbs	3 lbs	\$108.38
PT-PSB-S	One Swivel 5" x 1-1/4" Polyurethane Stainless Steel Caster with brake with Zerk Grease Fittings	300 lbs	3 lbs	\$214.32
PT-PS6	One Swivel 6" x 2" Polyurethane Caster	800 lbs	5 lbs	\$77.08
PT-PR6	One Rigid 6" x 2" Polyurethane Caster	800 lbs	5 lbs	\$66.53
PT-PSB6	One Swivel 6" x 2" Polyurethane Caster with brake	800 lbs	5 lbs	\$83.80
PT-NS	One Swivel 8" x 2-1/2" Pneumatic Caster	325 lbs	4 lbs	\$118.11
PT-NR	One Rigid 8" x 2-1/2" Pneumatic Caster	325 lbs	4 lbs	\$101.19

\*Requires Tie Bars for rigid alignment (See pg. 21)

**ADD YOUR CASTER KIT TO YOUR UNIT FOR MOBILITY**

**1,200-3,200 lb. MOBILE LOAD CAPACITY**

**Donut Bumper** 

Non-marking, 3" diameter plastic bumper used to protect walls and help cushion impact.

MODEL NO.	DESCRIPTION	SHIP WGT	PRICE EACH
DB	One 3" Diameter Donut Bumper	4 lbs	\$3.84








**Hanging Label Tags**

**8 COLORS AVAILABLE**

**NEW COLORS**

New design Hanging Label tab has flat surface on one side to allow for self-adhesive label. Opposite side has a slot for label to be inserted and easily removed or changed as needed. Paper labels are not included. Label tags work with all wire shelves, mesh bins, hanging, stacking and post baskets. Available in 8 colors. Package of 25.



**PS-LH3** \$13.02  
Hanging Label Tag  
Fits 1-3/8" x 3"  
Adhesive Label



**EASILY IDENTIFY PRODUCT ON ANY SIZE SHELF**

LHA3C

**Shelf Label Holders**

Are an excellent method for identifying product. Holders affix directly to truss on any size shelf. (Label inserts sold separately)

MODEL NO.	DESCRIPTION	SHIP WGT	PRICE EACH
LH3B	3" Gray Label Holder	1 lb	\$1.46
LH3C	3" Clear Label Holder	1 lb	\$2.29
LH12C	12" Clear Label Holder	1 lb	\$9.58
LH24C	24" Clear Label Holder	1 lb	\$18.53

**Full Length Label Holders**

LH33C	33" Clear Label Holder Fits 36" Shelf	1 lb	\$23.84
LH39C	39" Clear Label Holder Fits 42" Shelf	1 lb	\$31.13
LH45C	45" Clear Label Holder Fits 48" Shelf	1 lb	\$32.70
LH51C	51" Clear Label Holder Fits 54" Shelf	2 lbs	\$39.36
LH57C	57" Clear Label Holder Fits 60" Shelf	2 lbs	\$43.52
LH69C	69" Clear Label Holder Fits 72" Shelf	2 lbs	\$59.25

**Angled Label Holders - 30°, 60° and 90°**

LHA3C	3" Angled Clear Label Holder	1 lb	\$3.12
LHA5C	5" Angled Clear Label Holder	1 lb	\$5.21
LHA24C	24" Angled Clear Label Holder	1 lb	\$16.14



LH3C and LH3B Front Shelf View



LHA3C 3 Different Angles

**ANGLED LABEL HOLDER ADVANTAGE**  
ANGLED LABEL HOLDERS ALLOW YOU TO POSITION AND PIVOT ANGLE TO BEST SUIT YOUR NEEDS

**Laser and Inkjet Label Inserts**

Laser and inkjet compatible inserts come in 8-1/2" x 11" perforated sheets. Available in 3" and 6" lengths. Multiple inserts can be used on longer label holders. Package of 48 labels.

MODEL NO.	DESCRIPTION	SHIP WGT	PRICE EACH
<b>Laser and Inkjet Label Inserts - 48 Labels</b>			
LHI-3	1-1/4" x 3" Inserts (3 Sheets)	1 lb	\$27.28
LHI-6	1-1/4" x 6" Inserts (6 Sheets)	1 lb	\$33.63

**NEED A LARGER SURFACE AREA FOR IDENTIFICATION?**

New generation extended clear label holder clips onto the front snake frame of any wire shelf and offers a 3"H x 5"W label slot with paper insert. Labels can be changed or easily relocated. Laser and inkjet compatible inserts come in 8-1/2" x 11" perforated sheets. Package of 12.



LHE3X5C  
\$89.03



Inserts slide into label holders easily



Clear Label Holder

**Stacking & Post Basket Clear Label Holders**

A super easy method for identifying product. Affixes directly to the front on any stacking and post basket. Available in six lengths. (Label inserts sold separately)

MODEL NO.	DESCRIPTION	SHIP WGT	PRICE EACH
<b>Clear Label Holders</b>			
BLH3C	3" Clear Label Holder	1 lb	\$2.60
BLH14C	14" Clear Label Holder	1 lb	\$8.02
BLH20C	20" Clear Label Holder	1 lb	\$10.83
BLH32C	32" Clear Label Holder	1 lb	\$18.22
BLH44C	44" Clear Label Holder	1 lb	\$24.99
BLH56C	56" Clear Label Holder	1 lb	\$33.95




BLH20C  
Shown on Basket with Dividers  
(Sold separately)

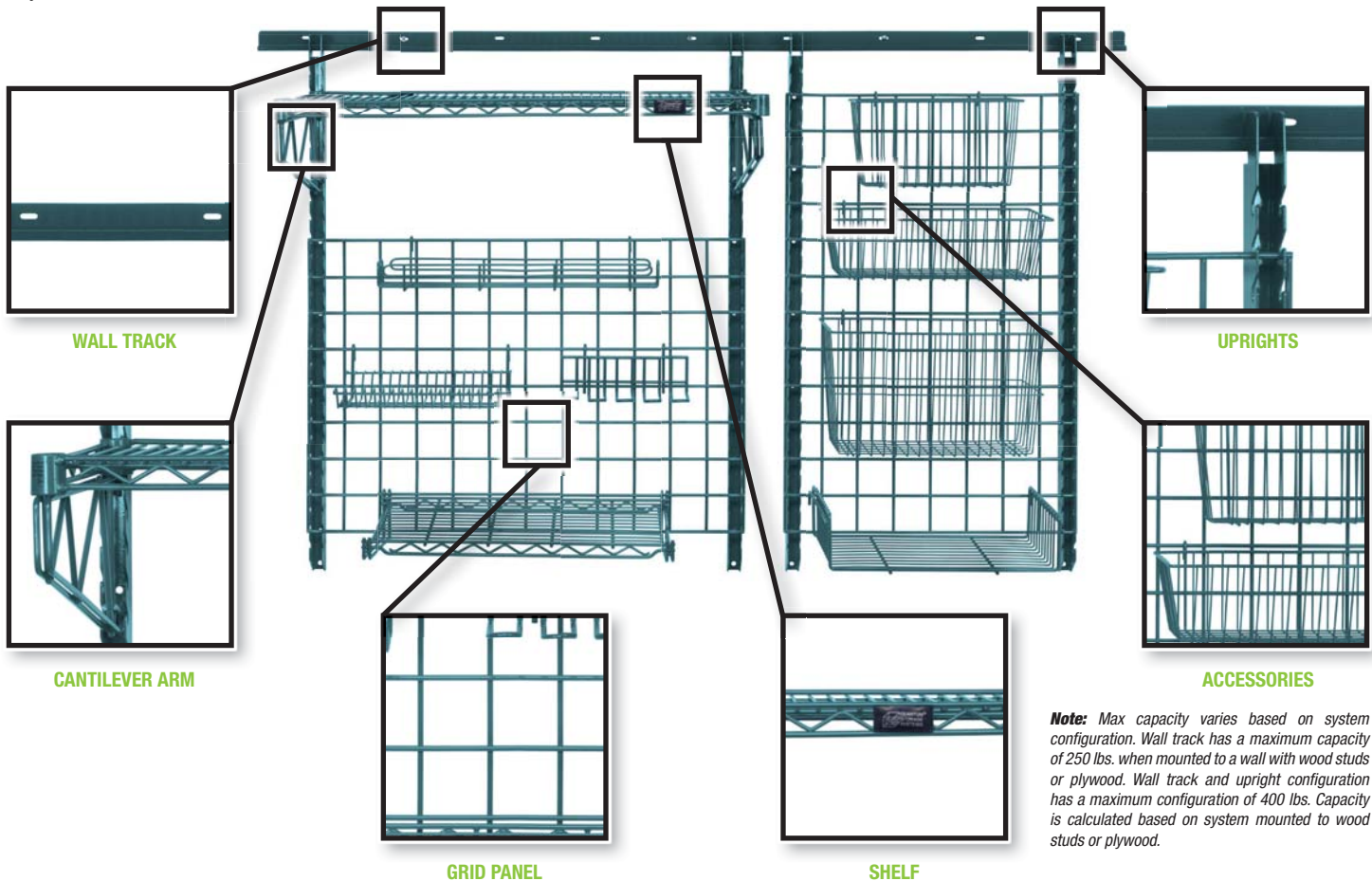
**Hanging Basket Clear Label Holders**

A super easy method for identifying product. Affixes directly to the front on any hanging basket. Available in four lengths. (Label inserts sold separately)

MODEL NO.	DESCRIPTION	SHIP WGT	PRICE EACH
<b>Clear Label Holders</b>			
HBL3C	3" Clear Label Holder	1 lb	\$2.60
HBL165C	16-1/2" Clear Label Holder	1 lb	\$9.37
HBL345C	34-1/2" Clear Label Holder	1 lb	\$19.89
HBL465C	46-1/2" Clear Label Holder	1 lb	\$27.49



HBL165C



**Note:** Max capacity varies based on system configuration. Wall track has a maximum capacity of 250 lbs. when mounted to a wall with wood studs or plywood. Wall track and upright configuration has a maximum configuration of 400 lbs. Capacity is calculated based on system mounted to wood studs or plywood.

## Store Grid Mount System

**NEW**

A versatile storage, utility, and display system suited to maximize efficiencies of underutilized spaces and empty walls. Store Grid is an easy to use system that integrates wall tracks, grids, wall shelving, and accessories in custom configurations and lengths. The use of the system around and above sinks, prep-stations, work tables, staging areas and equipment will keep these areas cleaner and more organized. Store Grid enables the flexibility to add wall shelving and wall mounted task stations to any space for ease of accessibility and functionality. The durability of the 15 year warranty antimicrobial epoxy and robust design of the system protects against product degradation and ensures easy installation and maintenance. **Finish:** Proform Green Epoxy

- Antimicrobial additive protects the epoxy from bacteria, mold, and mildew that causes stains, odors, and product degradation.
- Keep smallwares, utilities, inventory, tools, containers, utensils, and supplies off of the work surface and organized for fast, easy access. The work area remains clean and free from clutter to increase efficiencies.
- Grids attach to the uprights and enable the customizable configurations of accessories - bulk storage shelves, small supply shelves, baskets, hooks, drying rack accessories, utensil holders, bins, small utility racks, and a variety of holders.
- Easy installation and assembly. Mount the wall track and configure a customized work space using uprights, grids, shelves, and accessories.

**FLEXIBLE - WALL TRACKS AND UPRIGHTS ARE DESIGNED TO INTERFACE WITH WOOD STUDS, PLYWOOD, CONCRETE, AND OTHER SUITABLE WALL SURFACES**

- ### TO ORDER:
1. Select size of Store Grid wall tracks depending on the space you have
  2. Select size and quantity of uprights
  3. Select number of shelves and cantilevers (two per shelf)
  4. Select grid and accessories

### Product Notes

When configuring task stations with uprights, select shelves and grids of the same length. Longer grids may be used, although must not overhang the upright by more than 6" on either side. Grids may be mounted behind shelves. However, shelf support and grid cannot use the same slots on the upright. Maximum usable wall track mounting space is the track length minus 2" (stop fasteners are installed at each end of a run of wall track and occupy around 1" of track space on each end)

Shelves, shelf brackets, grids, and accessories may be removed for in-depth cleaning of walls. Wall tracks and uprights can be wiped clean. **Note:** Do not use abrasive materials since these may damage the protective coating. Clean with mild detergents and damp cloths.

### Recommendations

**Wash Stations:** use shelves, baskets, drying racks and hooks for proper air drying of items used in food preparation.

**Prep Stations:** use shelves, baskets, bins, hooks, spice rack, and glove box holder for a neater work space.





## Store Grid Kits

**SGK-2448-1P** \$255.80

### Light-Duty Task Station

- Wall storage space ideal for Prep Stations
- 24" x 48" grid space
- Easy to rearrange accessories
- Antimicrobial additive protects the epoxy coating from bacteria, mold, and mildew.

**Metal finish:** ■ Proform Green Epoxy

*Unit consists of:*

- 1 - Wire Grid - **SG-2448P**
- 1 - Basket 17-3/8" x 7-1/2" x 5" - **SG-B1775P**
- 1 - Basket 17-3/8" x 7-1/2" x 10" - **SG-B17710P**
- 6 - Hook - **SG-HOOK6P**
- 6 - Hook - **SG-HOOKSM**
- 1 - Mounting Bracket - **SG-DWB**



**SGK-3036-1P** \$262.30

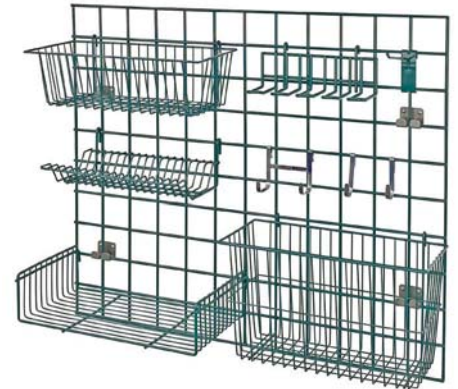
### Light-Duty Task Station

- Wall storage space ideal for Wash Stations
- 30" x 36" grid space
- Easy to rearrange accessories
- Antimicrobial additive protects the epoxy coating from bacteria, mold, and mildew.

**Metal finish:** ■ Proform Green Epoxy

*Unit consists of:*

- 1 - Wire Grid - **SG-3036P**
- 1 - Basket 17-3/8" x 7-1/2" x 5" - **SG-B1775P**
- 1 - Basket 17-3/8" x 7-1/2" x 10" - **SG-B17710P**
- 1 - Shelf 9" x 18" - **SG-S918P**
- 1 - Drying Rack - **SG-LH1384P**
- 1 - Utensil Holder - **SG-UH4P**
- 1 - Hook - **SG-HOOK6P**
- 2 - Hook - **SG-HOOKSM**
- 1 - Hook - **SG-HOOKDB**
- 1 - Mounting Bracket - **SG-DWB**



**SGK-401836-1P** \$241.97

### Medium-Duty Task Station

- Wall storage space with a 1836P wire shelf
- 18" x 36" grid space
- 40" track
- Antimicrobial additive protects the epoxy coating from bacteria, mold, and mildew.

**Metal finish:** ■ Proform Green Epoxy

*Unit consists of:*

- 1 - Wall Track - **SG-WT40P**
- 2 - Upright - **SG-U31P**
- 2 - Single Cantilever Arm - **SG-CS18P**
- 1 - Shelf 18" x 36" - **1836P**
- 1 - Wire Grid - **SG-1836P**



**SGK-401836-2P** \$368.56

### Medium-Duty Task Station

- Wall storage space with a 1836P wire shelf, ideal for Wash Stations
- 18" x 36" grid space
- 40" track
- Antimicrobial additive protects the epoxy coating from bacteria, mold, and mildew.

**Metal finish:** ■ Proform Green Epoxy

*Unit consists of:*

- 1 - Wall Track - **SG-WT40P**
- 2 - Upright - **SG-U31P**
- 2 - Single Cantilever Arm - **SG-CS18P**
- 1 - Shelf 18" x 36" - **1836P**
- 1 - Wire Grid - **SG-1836P**
- 1 - Basket 17-3/8" x 7-1/2" x 5" - **SG-B1775P**
- 1 - Drying Rack - **SG-LH1384P**
- 1 - Flatware Cylinder - **SG-CH**
- 1 - Cylinder Holder - **SG-CMBP**
- 2 - Hook - **SG-HOOK6P**
- 6 - Hook - **SG-HOOKSM**





## Store Grid Kits

**SGK-401836-3P** \$504.19

### Medium-Duty Task Station

- Wall storage space with an 18" x 36" wire and solid shelf
- 18" x 36" grid space
- 40" track
- Antimicrobial additive protects the epoxy coating from bacteria, mold, and mildew.

**Metal finish:** ■ Proform Green Epoxy

*Unit consists of:*

- 1 - Wall Track - **SG-WT40P**
- 2 - Upright - **SG-U44P**
- 4 - Single Cantilever Arm - **SG-CS18P**
- 1 - Shelf 18" x 36" - **1836P**
- 1 - Shelf 18" x 36" - **1836SG**
- 1 - Wire Grid - **SG-1836P**
- 1 - Shelf 16" x 16" - **SG-S1616P**
- 2 - Shelf 9" x 18" - **SG-S918P**



**SGK-401836-4P** \$389.92

### Medium-Duty Task Station

- Wall storage space with a 1836P wire shelf, ideal for Prep Stations
- 18" x 36" grid space
- 40" track
- Antimicrobial additive protects the epoxy coating from bacteria, mold, and mildew.

**Metal finish:** ■ Proform Green Epoxy

**Bin available in:** ■ Blue ■ Green ■ Ivory ■ Red ■ Yellow ■ Black ■ Clear\*

\* Priced at \$391.47 with clear bin (SGK-401836-4PCL).

*Unit consists of:*

- 1 - Wall Track - **SG-WT40P**
- 2 - Upright - **SG-U31P**
- 2 - Single Cantilever Arm - **SG-CS18P**
- 1 - Shelf 18" x 36" - **1836P**
- 1 - Wire Grid - **SG-1836P**
- 1 - Basket 17-3/8" x 7-1/2" x 5" - **SG-B1775P**
- 2 - Hook - **SG-HOOK6P**
- 6 - Hook - **SG-HOOKSM**
- 1 - Shelf 9" x 18" - **SG-S918P**
- 1 - Bin - **QUS230**
- 1 - Bin Holder - **SG-SBH**



**SGK-402436-1P** \$357.84


### Standard-Duty Task Station

- Wall storage space with an 18" x 36" open grid polymer shelf
- 24" x 36" grid space
- 40" track
- Antimicrobial additive protects the epoxy coating from bacteria, mold, and mildew.

**Metal finish:** ■ Proform Green Epoxy

*Unit consists of:*

- 1 - Wall Track - **SG-WT40P**
- 2 - Single Cantilever Arm - **SG-CS18P**
- 1 - Shelf 18" x 36" - **1836WPM**
- 1 - Wire Grid - **SG-2436P**
- 2 - Basket 17-3/8" x 7-1/2" x 5" - **SG-B1775P**
- 2 - Utensil Holder - **SG-UH10P**
- 1 - Mounting Bracket - **SG-WTBP**



**SGK-403036-1P** \$242.75

### Standard-Duty Task Station

- Wall storage space with an 18" x 36" grid shelf
- 30" x 36" grid space
- 40" track
- Antimicrobial additive protects the epoxy coating from bacteria, mold, and mildew.

**Metal finish:** ■ Proform Green Epoxy

*Unit consists of:*

- 1 - Wall Track - **SG-WT40P**
- 1 - Wire Grid - **SG-3036P**
- 1 - Shelf 18" x 36" - **SG-LS1836P**
- 1 - Mounting Bracket - **SG-WTBP**







**Store Grid Kits**

**SGK-403036-2P** \$420.91

**Standard-Duty Task Station**

- Wall storage space with an 18" x 36" grid shelf
- 30" x 36" grid space
- 40" track
- Antimicrobial additive protects the epoxy coating from bacteria, mold, and mildew.

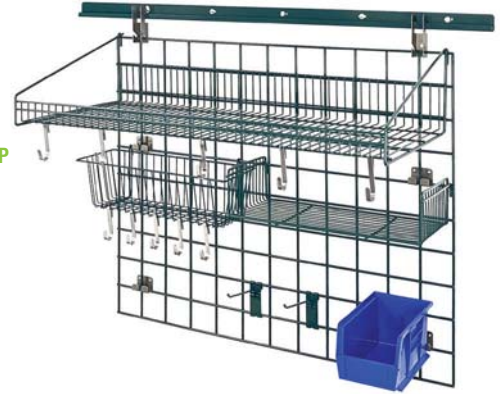
**Metal finish:** ■ Proform Green Epoxy

**Bin available in:** ■ Blue ■ Green ■ Ivory  
 ■ Red ■ Yellow ■ Black ■ Clear\*

\* Priced at \$422.63 with clear bin (SGK-403036-2PCL).

*Unit consists of:*

- 1 - Wall Track - **SG-WT40P**
- 1 - Wire Grid - **SG-3036P**
- 1 - Shelf 18" x 36" - **SG-LS1836P**
- 1 - Basket 17-3/8" x 7-1/2" x 5" - **SG-B1775P**
- 2 - Hook - **SG-HOOK6P**
- 10 - Hook - **SG-HOOKSM**
- 1 - Shelf 9" x 18" - **SG-S918P**
- 1 - Bin - **QUS230**
- 1 - Bin Holder - **SG-SBH**
- 1 - Mounting Bracket - **SG-WTBP**



**SGK-403036-3P** \$449.97

**Medium-Duty Task Station**

- Wall storage space with an 18" x 36" grid shelf, ideal for Wash Stations
- 30" x 36" grid space
- 40" track
- Antimicrobial additive protects the epoxy coating from bacteria, mold, and mildew.

**Metal finish:** ■ Proform Green Epoxy

*Unit consists of:*

- 1 - Wall Track - **SG-WT40P**
- 2 - Upright - **SG-U31P**
- 1 - Wire Grid - **SG-3036P**
- 1 - Shelf 18" x 36" - **SG-LS1836P**
- 1 - Shelf 9" x 18" - **SG-S918P**
- 1 - Basket 13-3/8" x 5" x 7" - **SG-B1357P**
- 1 - Basket 17-3/8" x 7-1/2" x 5" - **SG-B1775P**
- 1 - Basket 17-3/8" x 7-1/2" x 10" - **SG-B17710P**
- 1 - Flatware Cylinder - **SG-CH**
- 1 - Cylinder Holder - **SG-CMBP**
- 2 - Hook - **SG-HOOK6P**



**SGK-562448-1P** \$582.10

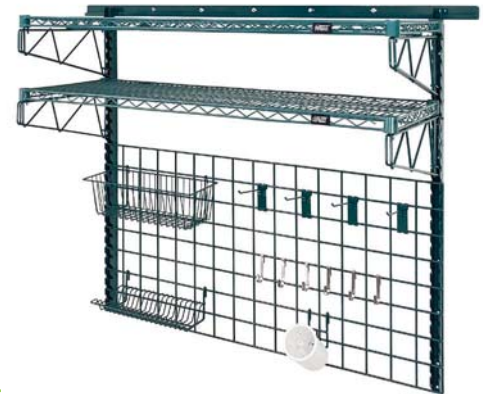
**Medium-Duty Task Station**

- Wall storage space with 1848P wire shelves, ideal for Wash Stations
- 24" x 48" grid space
- 56" track
- Antimicrobial additive protects the epoxy coating from bacteria, mold, and mildew.

**Metal finish:** ■ Proform Green Epoxy

*Unit consists of:*

- 1 - Wall Track - **SG-WT56P**
- 2 - Upright - **SG-U44P**
- 4 - Single Cantilever Arm - **SG-CS18P**
- 2 - Shelf 18" x 48" - **1848P**
- 1 - Wire Grid - **SG-2448P**
- 1 - Basket 17-3/8" x 7-1/2" x 5" - **SG-B1775P**
- 1 - Drying Rack - **SG-LH1384P**
- 1 - Flatware Cylinder - **SG-CH**
- 1 - Cylinder Holder - **SG-CMBP**
- 4 - Hook - **SG-HOOK6P**
- 6 - Hook - **SG-HOOKSM**



**SGK-563048-1P** \$453.39

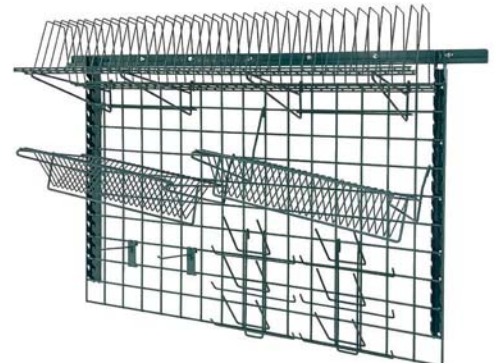
**Medium-Duty Task Station**

- Wall storage space ideal for Wash Stations
- 30" x 48" grid space
- 56" track
- Antimicrobial additive protects the epoxy coating from bacteria, mold, and mildew.

**Metal finish:** ■ Proform Green Epoxy

*Unit consists of:*

- 1 - Wall Track - **SG-WT56P**
- 2 - Upright - **SG-U31P**
- 1 - Wire Grid - **SG-3048P**
- 1 - Drying Rack - **SG-TDR461410P**
- 2 - Drying Rack - **SG-SLH201412P**
- 2 - Bottle Holder - **SG-BR6P**
- 2 - Hook - **SG-HOOK6P**





## Store Grid Kits

**SGK-721830-1P** \$855.65

### Medium-Duty Task Station

- Wall storage space ideal for Wash Stations
- 36" x 60" grid space
- 72" track
- Antimicrobial additive protects the epoxy coating from bacteria, mold, and mildew.

**Metal finish:** ■ Proform Green Epoxy

*Unit consists of:*

- 1 - Wall Track - **SG-WT72P**
- 4 - Upright - **SG-U44P**
- 4 - Wire Grid - **SG-1830P**
- 2 - Shelf 18" x 30" - **SG-LS1830P**
- 2 - Flatware Cylinder - **SG-CH**
- 2 - Cylinder Holder - **SG-CMBP**
- 2 - Utensil Holder - **SG-UH10P**
- 2 - Utensil Holder - **SG-UH4P**
- 2 - Drying Rack - **SG-LH1384P**



**SGK-723036-1P** \$938.03


### Medium-Duty Task Station

- Wall storage space ideal for Wash Stations
- 30" x 72" grid space
- 72" track
- Antimicrobial additive protects the epoxy coating from bacteria, mold, and mildew.

**Metal finish:** ■ Proform Green Epoxy

*Unit consists of:*

- 1 - Wall Track - **SG-WT72P**
- 4 - Upright - **SG-U44P**
- 2 - Wire Grid - **SG-3036P**
- 2 - Shelf 18" x 36" - **SG-LS1836P**
- 2 - Flatware Cylinder - **SG-CH**
- 2 - Cylinder Holder - **SG-CMBP**
- 2 - Basket 17-3/8" x 7-1/2" x 10" - **SG-B17710P**
- 2 - Drying Rack - **SG-LH1384P**
- 4 - Hook - **SG-HOOK6P**
- 10 - Hook - **SG-HOOKSM**



**SGK-803036-1P** \$818.54

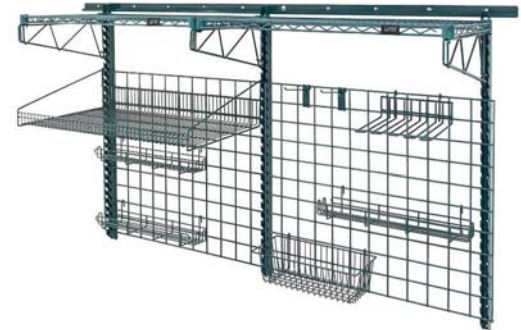
### Medium-Duty Task Station

- Wall storage space with 1836P wire shelves, ideal for Prep Stations
- 30" x 72" grid space
- 80" track
- Antimicrobial additive protects the epoxy coating from bacteria, mold, and mildew.

**Metal finish:** ■ Proform Green Epoxy

*Unit consists of:*

- 2 - Wall Track - **SG-WT40P**
- 3 - Upright - **SG-U44P**
- 2 - Single Cantilever Arm - **SG-CS18P**
- 1 - Double Cantilever Arm - **SG-CD18P**
- 2 - Shelf 18" x 36" - **1836P**
- 2 - Wire Grid - **SG-3036P**
- 1 - Shelf 18" x 36" - **SG-LS1836P**
- 1 - Basket 17-3/8" x 7-1/2" x 5" - **SG-B1775P**
- 3 - Utility Rack - **SG-SR2254P**
- 1 - Utensil Holder - **SG-UH10P**
- 2 - Hook - **SG-HOOK6P**



**SGK-961830-1P** \$641.08

### Medium-Duty Task Station

- Wall storage space with 1836P wire shelves
- 96" track
- Antimicrobial additive protects the epoxy coating from bacteria, mold, and mildew.

*Unit consists of:*

- 1 - Wall Track - **SG-WT56P**
- 1 - Wall Track - **SG-WT40P**
- 4 - Upright - **SG-U31P**
- 4 - Single Cantilever Arm - **SG-CS18P**
- 4 - Double Cantilever Arm - **SG-CD18P**
- 6 - Shelf 18" x 36" - **1836P**



**SG-A1** \$126.59

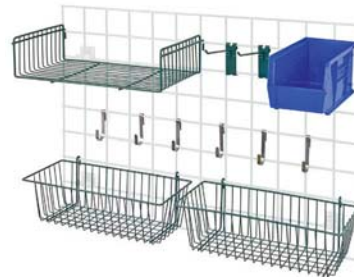
### Accessory Pack 1

- Fits a minimum of 18" x 36" grid space
- Packaged in one carton

*Kit consists of:*

- 1 - Basket 17-3/8" x 7-1/2" x 5" - **SG-B1775P**
- 1 - Drying Rack - **SG-LH1384P**
- 1 - Flatware Cylinder - **SG-CH**
- 1 - Cylinder Holder - **SG-CMBP**
- 2 - Hook - **SG-HOOK6P**
- 6 - Hook - **SG-HOOKSM**

**Metal finish:** ■ Proform Green Epoxy



**SG-A2** \$172.76

### Accessory Pack 2

- Fits a minimum of 18" x 36" grid space
- Packaged in one carton

*Kit consists of:*

- 2 - Basket 17-3/8" x 7-1/2" x 5" - **SG-B1775P**
- 2 - Hook - **SG-HOOK6P**
- 6 - Hook - **SG-HOOKSM**
- 1 - Shelf 9" x 18" - **SG-S918P**
- 1 - Bin - **QUS230**
- 1 - Bin Holder - **SG-SBH**

**Metal finish:** ■ Proform Green Epoxy

**Bin available in:** ■ Blue ■ Green ■ Ivory ■ Red ■ Yellow ■ Black ■ Clear\*

\* Priced at \$174.31 with clear bin (SG-A2CL).





**Wall Tracks**

12 gauge cold rolled steel; obround mounting holes located at 8" increments; first and last holes are located 4" from the ends of the track; obround hole dimensions (1/8" x 3/4"). Wall tracks include stop fasteners for the ends of the tracks and joiner plates for connecting adjacent tracks. Hardware not included.



**SG-WT56P**  
Wall Track  
56"

**Uprights**

12 gauge cold rolled steel; slotted every 1-1/2"; 1-1/8" diameter mounting holes are spaced every 6" along the upright, sold by each upright. These slots attach to grids and shelf supports in a clip-in function.




Upright

**Cantilevers**

Mounts directly onto uprights. Available in single and double configurations, and in four different depths. Two single cantilevers are required for each end of a unit. Sold by the each.



**SG-CS14P**  
Single Support



**SG-CD14P**  
Double Support

**Brackets**

For use in light and standard-duty applications without uprights. One kit required per grid.



**SG-DWB**  
Mounting Bracket Kit For Wall  
(Pack of 6)



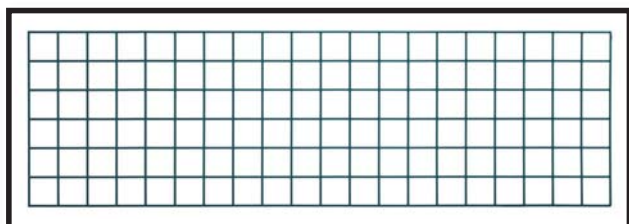
**SG-PWM**  
Plastic Grid Mounting Bracket Kit For Wall  
(Pack of 6)



**SG-WTBP**  
Mounting Bracket Kit For Wall Track  
(Pack of 6)

**Wire Grids**

1/4" diameter cold rolled steel wire create with 3" x 3" openings that are easily attached to the uprights.



**SG-1860P**  
Wire Grid  
18" x 60"

Metal finish: ■ Proform Green Epoxy

MODEL NO.	DESCRIPTION	CTN QTY	CTN WGT	PRICE EACH
<b>Store Grid Wall Mount Tracks</b>				
<b>SG-WT40P</b>	40" Wall Track	1	5 lbs	\$44.93
<b>SG-WT56P</b>	56" Wall Track	1	6 lbs	\$58.52
<b>SG-WT72P</b>	72" Wall Track	1	7 lbs	\$74.19

Metal finish: ■ Proform Green Epoxy

MODEL NO.	DESCRIPTION	CTN QTY	CTN WGT	PRICE EACH
<b>Store Grid Wall Mount Uprights</b>				
<b>SG-U16P</b>	16" Upright	1	2 lbs	\$29.02
<b>SG-U31P</b>	31" Upright	1	4 lbs	\$41.35
<b>SG-U44P</b>	44-1/2" Upright	1	5 lbs	\$67.59

Metal finish: ■ Proform Green Epoxy

MODEL NO.	DESCRIPTION	CTN QTY	CTN WGT	PRICE EACH
<b>Store Grid Wall Mount Tracks</b>				
<b>SG-CS14P</b>	14" Shelf Single Cantilever	1	3 lbs	\$15.90
<b>SG-CS18P</b>	18" Shelf Single Cantilever	1	3 lbs	\$16.54
<b>SG-CS21P</b>	21" Shelf Single Cantilever	1	4 lbs	\$20.28
<b>SG-CS24P</b>	24" Shelf Single Cantilever	1	4 lbs	\$21.71
<b>SG-CD14P</b>	14" Shelf Double Cantilever	1	3 lbs	\$17.33
<b>SG-CD18P</b>	18" Shelf Double Cantilever	1	3 lbs	\$20.36
<b>SG-CD21P</b>	21" Shelf Double Cantilever	1	4 lbs	\$22.98
<b>SG-CD24P</b>	24" Shelf Double Cantilever	1	4 lbs	\$24.25

Shelf Cantilevers provide support for Quantum 14", 18", 21" and 24" epoxy shelves. Double Cantilevers are used for a side-by-side configuration.

Finishes: ■ Stainless Steel ■ Black Plastic

MODEL NO.	DESCRIPTION	CTN QTY	CTN WGT	PRICE EACH
<b>Store Grid Wall Mount Bracket</b>				
<b>SG-DWB</b>	Mounting Bracket Kit For Wall (Pack of 6)	1	2 lbs	\$27.43
<b>SG-PWM</b>	Plastic Grid Mounting Bracket Kit For Wall (Pack of 6)	1	2 lbs	\$5.73
<b>SG-WTBP</b>	Mounting Bracket Kit For Wall Track (Pack of 6)	2	2 lbs	\$28.63

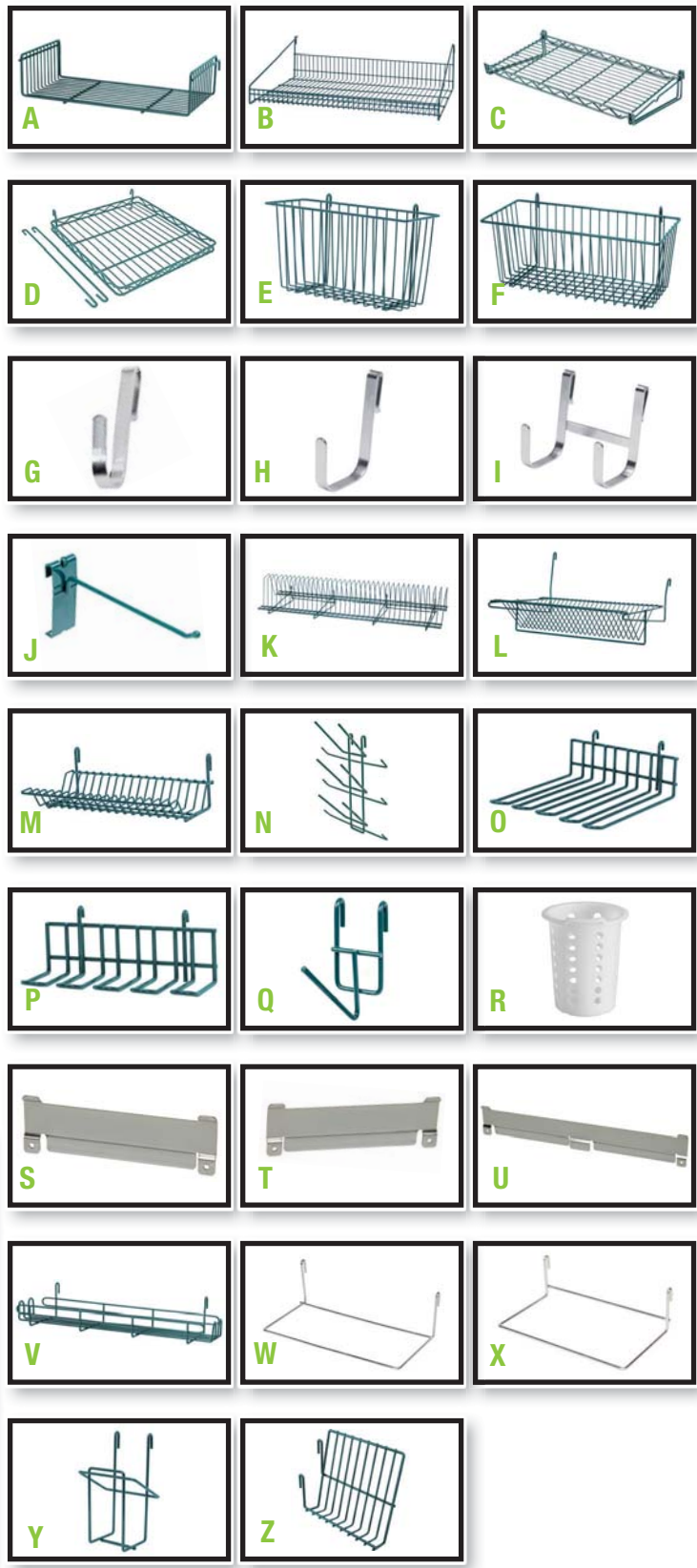
Metal finish: ■ Proform Green Epoxy

MODEL NO.	DESCRIPTION	CTN QTY	CTN WGT	PRICE EACH
<b>Store Grid Wall Mount Grids</b>				
<b>SG-1830P</b>	18" x 30" Grid	1	8 lbs	\$33.79
<b>SG-1836P</b>	18" x 36" Grid	1	9 lbs	\$40.39
<b>SG-1848P</b>	18" x 48" Grid	1	12 lbs	\$53.12
<b>SG-1860P</b>	18" x 60" Grid	1	14 lbs	\$65.28
<b>SG-2436P</b>	24" x 36" Grid	1	12 lbs	\$52.32
<b>SG-2448P</b>	24" x 48" Grid	1	15 lbs	\$69.02
<b>SG-3036P</b>	30" x 36" Grid	1	13 lbs	\$64.96
<b>SG-3048P</b>	30" x 48" Grid	1	17 lbs	\$85.00
<b>SG-3354P</b>	33" x 54" Grid	1	21 lbs	\$98.60



## Store Grid Accessories

MODEL NO.	DESCRIPTION	CTN QTY	CTN WGT	PRICE EACH
<b>Shelves</b>				
A <b>SG-S918P</b>	9" x 18" Shelf with Side Ledge	1	1 lb	\$31.81
B <b>SG-LS1436P</b>	14" x 36" Large Grid Shelf with Front Ledge	1	3 lbs	\$78.08
<b>SG-LS1448P</b>	14" x 48" Large Grid Shelf with Front Ledge	1	2 lbs	\$97.48
<b>SG-LS1830P</b>	18" x 30" Large Grid Shelf with Front Ledge	1	3 lbs	\$92.00
<b>SG-LS1836P</b>	18" x 36" Large Grid Shelf with Front Ledge	1	2 lbs	\$105.59
<b>SG-LS1848P</b>	18" x 48" Large Grid Shelf with Front Ledge	1	2 lbs	\$129.37
C <b>SG-S1224P</b>	12" x 24" Small Grid Shelf	1	1 lb	\$41.90
D <b>SG-S1616P</b>	16" x 16" Square Grid Shelf	1	2 lbs	\$42.38
<b>Baskets</b>				
E <b>SG-B1357P</b>	13-3/8" x 5" x 7" Basket	1	9 lbs	\$25.44
F <b>SG-B1775P</b>	17-3/8" x 7-1/2" x 5" Basket	1	7 lbs	\$24.81
F <b>SG-B17710P</b>	17-3/8" x 7-1/2" x 10" Basket	1	11 lbs	\$31.96
<b>Hooks</b>				
G <b>SG-HOOKSM</b>	J Small Hook	1	1 lb	\$7.55
H <b>SG-HOOKLG</b>	J Shaped Large Hook	1	1 lb	\$7.95
I <b>SG-HOOKDB</b>	J Double Large Hook	1	1 lb	\$12.47
J <b>SG-HOOK6P</b>	6" Hook	1	1 lb	\$9.54
<b>Drying Racks</b>				
K <b>SG-TDR341410P</b>	36" Tray Drying Rack	1	12 lbs	\$75.59
<b>SG-TDR461410P</b>	48" Tray Drying Rack	1	13 lbs	\$87.39
L <b>SG-SLH201412P</b>	Slanted Lid Holder/Drying Shelf	1	5 lbs	\$39.52
M <b>SG-LH1384P</b>	Lid Holder/Drying Shelf	1	2 lbs	\$18.69
N <b>SG-BR6P</b>	6-Prong Bottle Rack	1	2 lbs	\$20.83
<b>Utensil Holders</b>				
O <b>SG-UH10P</b>	Large Utensil Holder	1	4 lbs	\$33.08
P <b>SG-UH4P</b>	Small Utensil Holder	1	4 lbs	\$25.52
Q <b>SG-CMBP</b>	Cylinder Holder Mounting Bracket	1	1 lb	\$10.02
R <b>SG-CH</b>	Flatware Cylinder	1	1 lb	\$8.67
<b>Bin Holders</b>				
S <b>SG-SBH</b>	3"L x 3/4"W x 1-1/16"H - usable hanging space: 3" - Single Bin Holder	1	1 lb	\$16.62
T <b>SG-SMBH</b>	11-5/8"L x 3/4"W x 3-5/8"H - usable hanging space: 9-1/8" - Small Bin Holder	1	1 lb	\$28.31
U <b>SG-LGBH</b>	23-5/8"L x 3/4"W x 3-5/8"H - usable hanging space: 18-2/8" - Large Bin Holder	1	2 lbs	\$41.82
<b>Miscellaneous</b>				
V <b>SG-SR2254P</b>	Spice Rack Utility Rack	1	4 lbs	\$26.08
W <b>SG-IPH</b>	Insert Pan Holder Plated	1	2 lbs	\$19.32
X <b>SG-HFF</b>	Hanging File Folder Plated	1	3 lbs	\$24.25
Y <b>SG-GBHP</b>	Glove Box Holder	1	2 lbs	\$23.93
Z <b>SG-BH29P</b>	Book Holder 2" x 9"	1	3 lbs	\$11.61



**IDEAL FOR MAXIMIZING EFFICIENCY IN ANY PREPARATION, STORAGE, OR WORK SPACE**



**CUSTOMIZABLE CONFIGURATIONS USING A VARIETY OF ACCESSORIES**





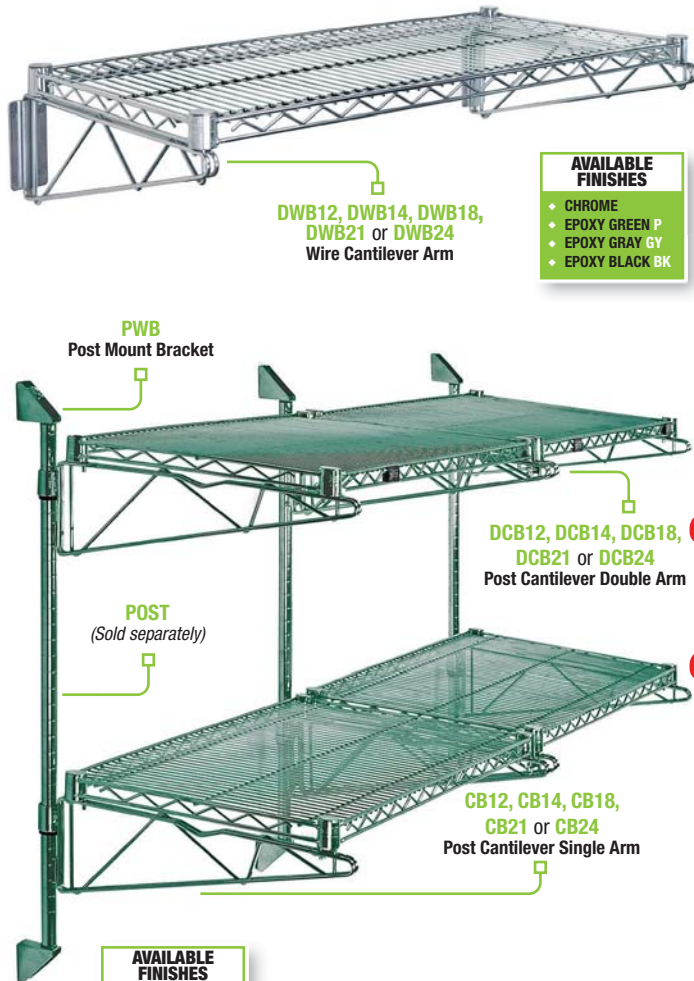
## Cantilever Single Shelf Wall Mount



Cantilever shelving is an excellent way to create storage space when floor space isn't available. Simple in design, our cantilever shelving systems are easy to assemble and install. Select from five different depths: 12", 14", 18", 21" or 24". Two cantilever arms and 2 mounting brackets are included per order. Wire shelves are sold separately.

**ADD SUFFIX TO MODEL NO. TO ORDER EPOXY FINISH Ex. DWB12P**

MODEL NO.	DESCRIPTION	SHIP WGT	PRICE EACH
<b>Chrome Cantilever Arms and Mounting Brackets</b>			
DWB12	2 - 12" Cantilever Arms & 2 Mounting Brackets	2 lbs	\$32.27
DWB14	2 - 14" Cantilever Arms & 2 Mounting Brackets	3 lbs	\$41.41
DWB18	2 - 18" Cantilever Arms & 2 Mounting Brackets	4 lbs	\$43.06
DWB21	2 - 21" Cantilever Arms & 2 Mounting Brackets	5 lbs	\$46.36
DWB24	2 - 24" Cantilever Arms & 2 Mounting Brackets	6 lbs	\$51.30
<b>Proform Green, Gray &amp; Black Epoxy Cantilever Arms and Mounting Brackets</b>			
DWB12 (P, GY, BK)	2 - 12" Epoxy Cantilever Arms & 2 Mounting Brackets	2 lbs	\$28.58
DWB14 (P, GY, BK)	2 - 14" Epoxy Cantilever Arms & 2 Mounting Brackets	3 lbs	\$39.81
DWB18 (P, GY, BK)	2 - 18" Epoxy Cantilever Arms & 2 Mounting Brackets	4 lbs	\$40.94
DWB21 (P, GY, BK)	2 - 21" Epoxy Cantilever Arms & 2 Mounting Brackets	5 lbs	\$44.38
DWB24 (P, GY, BK)	2 - 24" Epoxy Cantilever Arms & 2 Mounting Brackets	6 lbs	\$48.60
<b>Chrome Double Cantilever Arm and Mounting Bracket</b>			
DWBD12	1 - 12" Double Cantilever Arm & Mounting Bracket	2 lbs	\$34.69
DWBD14	1 - 14" Double Cantilever Arm & Mounting Bracket	3 lbs	\$40.23
DWBD18	1 - 18" Double Cantilever Arm & Mounting Bracket	4 lbs	\$46.95
DWBD21	1 - 21" Double Cantilever Arm & Mounting Bracket	5 lbs	\$51.02
DWBD24	1 - 24" Double Cantilever Arm & Mounting Bracket	6 lbs	\$55.09
<b>Proform Green, Gray &amp; Black Epoxy Double Cantilever Arm and Mounting Bracket</b>			
DWBD12 (P, GY, BK)	1 - 12" Epoxy Double Cantilever Arm & Mounting Bracket	2 lbs	\$32.42
DWBD14 (P, GY, BK)	1 - 14" Epoxy Double Cantilever Arm & Mounting Bracket	3 lbs	\$37.86
DWBD18 (P, GY, BK)	1 - 18" Epoxy Double Cantilever Arm & Mounting Bracket	4 lbs	\$44.87
DWBD21 (P, GY, BK)	1 - 21" Epoxy Double Cantilever Arm & Mounting Bracket	5 lbs	\$48.66
DWBD24 (P, GY, BK)	1 - 24" Epoxy Double Cantilever Arm & Mounting Bracket	6 lbs	\$52.73



DWB12, DWB14, DWB18, DWB21 or DWB24  
Wire Cantilever Arm

- AVAILABLE FINISHES**
- ◆ CHROME
  - ◆ EPOXY GREEN P
  - ◆ EPOXY GRAY GY
  - ◆ EPOXY BLACK BK

PWB  
Post Mount Bracket

DCB12, DCB14, DCB18, DCB21 or DCB24  
Post Cantilever Double Arm

**NEW**

POST  
(Sold separately)

**NEW**

CB12, CB14, CB18, CB21 or CB24  
Post Cantilever Single Arm

- AVAILABLE FINISHES**
- ◆ CHROME
  - ◆ STAINLESS S
  - ◆ EPOXY GREEN P
  - ◆ EPOXY GRAY GY
  - ◆ EPOXY BLACK BK

- PWB \$45.63  
PWB-P \$45.63  
PWB-GY \$45.63  
PWB-BK \$45.63  
Post Mount Bracket

Used to secure cantilever post mount units and free standing shelving units to wall. Sold in a pack of 4. (Mounting screws are not included)



## Cantilever Multiple Shelf Post Wall Mount



Adjustable post wall mount systems use a post cantilever single arm of 12", 14", 18", 21" or 24" with appropriate shelf size and post height. Two post cantilever single arms and 4 post mount brackets are included per order. Post Cantilever Double Arm is available in 12", 14", 18", 21" and 24" and uses the center post for continuous or add-on shelf sections. One post cantilever double arm and 2 post mount brackets are included per order. Wire shelves and post are sold separately.

**ADD SUFFIX TO MODEL NO. TO ORDER EPOXY FINISH Ex. CB12P**

MODEL NO.	DESCRIPTION	SHIP WGT	PRICE EACH
<b>Chrome Single Post Cantilever Arms</b>			
CB12	2 - 12" Single Post Cantilever Arms & 4 Post Mount Brackets	4 lbs	\$30.99
CB14	2 - 14" Single Post Cantilever Arms & 4 Post Mount Brackets	5 lbs	\$49.93
CB18	2 - 18" Single Post Cantilever Arms & 4 Post Mount Brackets	6 lbs	\$56.28
CB21	2 - 21" Single Post Cantilever Arms & 4 Post Mount Brackets	7 lbs	\$60.77
CB24	2 - 24" Single Post Cantilever Arms & 4 Post Mount Brackets	8 lbs	\$62.53
<b>Proform Green, Gray &amp; Black Epoxy Single Post Cantilever Arms</b>			
CB12 (P, GY, BK)	2 - 12" Single Post Cantilever Arms & 4 Post Mount Brackets	4 lbs	\$27.67
CB14 (P, GY, BK)	2 - 14" Single Post Cantilever Arms & 4 Post Mount Brackets	5 lbs	\$47.42
CB18 (P, GY, BK)	2 - 18" Single Post Cantilever Arms & 4 Post Mount Brackets	6 lbs	\$53.34
CB21 (P, GY, BK)	2 - 21" Single Post Cantilever Arms & 4 Post Mount Brackets	7 lbs	\$57.01
CB24 (P, GY, BK)	2 - 24" Single Post Cantilever Arms & 4 Post Mount Brackets	8 lbs	\$59.22
<b>Stainless Steel Single Post Cantilever Arms</b>			
CB14S	2 - 14" Single Post Cantilever Arms & 4 Post Mount Brackets	5 lbs	\$138.24
CB18S	2 - 18" Single Post Cantilever Arms & 4 Post Mount Brackets	6 lbs	\$148.69
<b>Chrome Double Post Cantilever Arms</b>			
DCB12	1 - 12" Double Post Cantilever Arm & 2 Post Mount Brackets	10 lbs	\$42.68
DCB14	1 - 14" Double Post Cantilever Arm & 2 Post Mount Brackets	11 lbs	\$51.52
DCB18	1 - 18" Double Post Cantilever Arm & 2 Post Mount Brackets	12 lbs	\$64.08
DCB21	1 - 21" Double Post Cantilever Arm & 2 Post Mount Brackets	13 lbs	\$68.63
DCB24	1 - 24" Double Post Cantilever Arm & 2 Post Mount Brackets	14 lbs	\$71.76
<b>Proform Green, Gray &amp; Black Epoxy Double Post Cantilever Arms</b>			
DCB12 (P, GY, BK)	1 - 12" Double Post Cantilever Arm & 2 Post Mount Brackets	10 lbs	\$40.33
DCB14 (P, GY, BK)	1 - 14" Double Post Cantilever Arm & 2 Post Mount Brackets	11 lbs	\$48.52
DCB18 (P, GY, BK)	1 - 18" Double Post Cantilever Arm & 2 Post Mount Brackets	12 lbs	\$61.15
DCB21 (P, GY, BK)	1 - 21" Double Post Cantilever Arm & 2 Post Mount Brackets	13 lbs	\$67.28
DCB24 (P, GY, BK)	1 - 24" Double Post Cantilever Arm & 2 Post Mount Brackets	14 lbs	\$69.29

### TO ORDER THIS EXACT CONFIGURATION, YOU WOULD ORDER THE FOLLOWING:

- 2 - CB18P
- 2 - DCB18P
- 4 - 1836P
- 3 - P34P

To further extend the configuration shown by an additional section to the left or right, simply order:

- 2 - DCB18P
- 2 - 1836P
- 1 - P34P

To further extend the configuration shown by an additional shelf level, simply order:

- 1 - CB18P
- 1 - DCB18P
- 2 - 1836P

Your options are unlimited.



Direct Wall Mount Cantilever Single Shelf  
Complete Packages



Versatile hanging system, ideal to create storage space in difficult spaces to accompany floor storage. Select from five different depths: 12", 14", 18", 21" or 24".

ADD SUFFIX TO MODEL NO. TO ORDER EPOXY FINISH

Ex. WDWB1224P



MODEL NO.	DIMENSION W" x L"	SHIP WGT	EPOXY			
			CHROME	GREEN	GRAY	BLACK
WDWB1224	12" x 24"	44 lbs	\$58.22	\$52.56	\$52.56	\$52.56
WDWB1230	12" x 30"	48 lbs	\$63.41	\$56.56	\$56.56	\$56.56
WDWB1236	12" x 36"	52 lbs	\$65.86	\$58.94	\$58.94	\$58.94
WDWB1242	12" x 42"	60 lbs	\$70.70	\$65.81	\$65.81	\$65.81
WDWB1248	12" x 48"	68 lbs	\$75.75	\$70.58	\$70.58	\$70.58
WDWB1260	12" x 60"	40 lbs	\$87.25	\$81.80	\$81.80	\$81.80
WDWB1272	12" x 72"	44 lbs	\$99.38	\$91.33	\$91.33	\$91.33
WDWB1424	14" x 24"	48 lbs	\$69.74	\$66.80	\$66.80	\$66.80
WDWB1430	14" x 30"	56 lbs	\$75.42	\$72.76	\$72.76	\$72.76
WDWB1436	14" x 36"	60 lbs	\$79.41	\$77.25	\$77.25	\$77.25
WDWB1442	14" x 42"	64 lbs	\$85.16	\$80.27	\$80.27	\$80.27
WDWB1448	14" x 48"	72 lbs	\$89.86	\$85.32	\$85.32	\$85.32
WDWB1454	14" x 54"	84 lbs	\$95.47	\$91.07	\$91.07	\$91.07
WDWB1460	14" x 60"	44 lbs	\$104.94	\$99.76	\$99.76	\$99.76
WDWB1472	14" x 72"	48 lbs	\$119.03	\$104.89	\$104.89	\$104.89
WDWB1824	18" x 24"	56 lbs	\$77.77	\$72.36	\$72.36	\$72.36
WDWB1830	18" x 30"	60 lbs	\$81.28	\$78.39	\$78.39	\$78.39
WDWB1836	18" x 36"	64 lbs	\$86.68	\$81.82	\$81.82	\$81.82
WDWB1842	18" x 42"	76 lbs	\$94.88	\$89.33	\$89.33	\$89.33
WDWB1848	18" x 48"	84 lbs	\$99.30	\$94.73	\$94.73	\$94.73
WDWB1854	18" x 54"	96 lbs	\$109.81	\$105.80	\$105.80	\$105.80
WDWB1860	18" x 60"	48 lbs	\$119.98	\$108.39	\$108.39	\$108.39
WDWB1872	18" x 72"	52 lbs	\$129.80	\$120.74	\$120.74	\$120.74
WDWB2124	21" x 24"	60 lbs	\$82.82	\$80.14	\$80.14	\$80.14
WDWB2130	21" x 30"	64 lbs	\$88.29	\$83.65	\$83.65	\$83.65
WDWB2136	21" x 36"	72 lbs	\$95.23	\$91.78	\$91.78	\$91.78
WDWB2142	21" x 42"	80 lbs	\$102.59	\$99.50	\$99.50	\$99.50
WDWB2148	21" x 48"	88 lbs	\$112.34	\$108.54	\$108.54	\$108.54
WDWB2154	21" x 54"	112 lbs	\$120.05	\$116.32	\$116.32	\$116.32
WDWB2160	21" x 60"	52 lbs	\$132.32	\$121.33	\$121.33	\$121.33
WDWB2172	21" x 72"	60 lbs	\$146.84	\$132.26	\$132.26	\$132.26
WDWB2424	24" x 24"	68 lbs	\$93.02	\$89.48	\$89.48	\$89.48
WDWB2430	24" x 30"	76 lbs	\$100.18	\$95.58	\$95.58	\$95.58
WDWB2436	24" x 36"	80 lbs	\$106.42	\$101.75	\$101.75	\$101.75
WDWB2442	24" x 42"	88 lbs	\$116.16	\$110.03	\$110.03	\$110.03
WDWB2448	24" x 48"	100 lbs	\$123.17	\$116.06	\$116.06	\$116.06
WDWB2454	24" x 54"	120 lbs	\$136.08	\$127.14	\$127.14	\$127.14
WDWB2460	24" x 60"	76 lbs	\$154.73	\$134.58	\$134.58	\$134.58
WDWB2472	24" x 72"	88 lbs	\$169.80	\$149.30	\$149.30	\$149.30



DWB12, DWB14, DWB18, DWB21 or DWB24 Wire Cantilever Arm

AVAILABLE FINISHES

- ◆ CHROME
- ◆ EPOXY GREEN P
- ◆ EPOXY GRAY GY
- ◆ EPOXY BLACK BK

QUICK, EASY ASSEMBLY

Post Wall Mount Cantilever with Baskets  
Complete Packages



Modular Wire Baskets mount to standard post to utilize wall space efficiently. Baskets allow for high visibility and quick accessibility. Baskets are adjustable and removable. **Finish:** Chrome

MODEL NO.	NO. OF BASKETS	BASKET MODEL NO.	BASKET DIMENSIONS W" x L" x H"	SHIP WGT	PRICE EACH
<b>34"H - Wire Cantilever with Baskets - Complete Packages</b>					
CAN-34-1436BC-PWB	2	1436BC	14" x 36" x 9"	26 lbs	\$254.35
CAN-34-1448BC-PWB	2	1448BC	14" x 48" x 9"	32 lbs	\$298.41
CAN-34-2036BC-PWB	2	2036BC	20" x 36" x 9"	30 lbs	\$275.86
CAN-34-2048BC-PWB	2	2048BC	20" x 48" x 9"	36 lbs	\$343.50
CAN-34-203612BC-PWB	2	203612BC	20" x 36" x 12"	34 lbs	\$297.03
CAN-34-204812BC-PWB	2	204812BC	20" x 48" x 12"	38 lbs	\$358.64



TURN EMPTY WALLS INTO STORAGE SPACE

CAN-34-1436BC-PWB  
Baskets shown with Clear Label Holder (Sold separately)

COMPLETE PACKAGES WITH BASKETS



SCH1 \$14.66  
Collar Hooks  
Hooks onto basket corner allowing basket to securely hang.

Post Wall Mount Cantilever with Bin Holders  
Complete Packages



Easy access, adjustable wall mounted bin systems. Available in 36", 48" and 60" widths. Optional bin dividers, windows fronts and clear label holders. **Finish:** Chrome

Bins available in: Blue Green Ivory Red Yellow Black Clear\*

MODEL NO.	NO. OF BIN RAILS	DIMENSIONS L" x H"	NO. OF BINS	BIN DIMENSIONS L" x W" x H"	SHIP WGT	PRICE EACH
<b>Wire Cantilever Bin Holder - Complete with Bins Available in Blue, Green, Ivory, Red, Yellow, Black and Clear</b>						
CAN-34-36BH-230	3	36" x 34"	18 QUS230	10-7/8" x 5-1/2" x 5"	26 lbs	\$467.76
CAN-34-48BH-230	3	48" x 34"	24 QUS230	10-7/8" x 5-1/2" x 5"	34 lbs	\$565.46
CAN-34-60BH-230	3	60" x 34"	30 QUS230	10-7/8" x 5-1/2" x 5"	42 lbs	\$672.48



CAN-34-36BH-230

COMPLETE PACKAGES WITH BINS





**Post Wall Mount Cantilever Units 1, 2 & 3 Tier Complete Packages**



Versatile hanging system, ideal to create storage space in difficult spaces to accompany floor storage. Select from five different depths: 12", 14", 18", 21" or 24". Available in 1, 2 or 3 tiers.

**ADD SUFFIX TO MODEL NO. TO ORDER EPOXY FINISH** Ex. WC14-CB1224P

- AVAILABLE FINISHES**
- CHROME
  - EPOXY GREEN P
  - EPOXY GRAY GY
  - EPOXY BLACK BK

**QUICK, EASY ASSEMBLY**



WC14-CB1230



WC34-CB1230



WC54-CB1230

DIMENSION W" x L"	14" Post Wall Mount 1 Tier				34" Post Wall Mount 2 Tier				54" Post Wall Mount 3 Tier			
	MODEL NO.	SHIP WGT	CHROME PRICE EACH	EPOXY GREEN GRAY BLACK PRICE EACH	MODEL NO.	SHIP WGT	CHROME PRICE EACH	EPOXY GREEN GRAY BLACK PRICE EACH	MODEL NO.	SHIP WGT	CHROME PRICE EACH	EPOXY GREEN GRAY BLACK PRICE EACH
12" x 24"	WC14-CB1224	13 lbs	\$69.47	\$63.55	WC34-CB1224	26 lbs	\$133.68	\$122.12	WC54-CB1224	39 lbs	\$171.50	\$157.37
12" x 30"	WC14-CB1230	13 lbs	\$74.65	\$67.54	WC34-CB1230	26 lbs	\$144.05	\$130.11	WC54-CB1230	39 lbs	\$218.06	\$197.03
12" x 36"	WC14-CB1236	14 lbs	\$77.11	\$69.93	WC34-CB1236	28 lbs	\$148.96	\$134.88	WC54-CB1236	42 lbs	\$225.42	\$204.18
12" x 42"	WC14-CB1242	15 lbs	\$81.95	\$76.80	WC34-CB1242	34 lbs	\$158.64	\$148.62	WC54-CB1242	45 lbs	\$239.94	\$224.80
12" x 48"	WC14-CB1248	16 lbs	\$87.00	\$81.57	WC34-CB1248	36 lbs	\$168.74	\$158.16	WC54-CB1248	48 lbs	\$255.08	\$239.10
12" x 60"	WC14-CB1260	21 lbs	\$98.50	\$92.79	WC34-CB1260	38 lbs	\$191.73	\$180.60	WC54-CB1260	63 lbs	\$289.58	\$272.76
12" x 72"	WC14-CB1272	24 lbs	\$110.63	\$102.32	WC34-CB1272	42 lbs	\$216.00	\$199.67	WC54-CB1272	72 lbs	\$325.97	\$301.37
14" x 24"	WC14-CB1424	13 lbs	\$90.79	\$86.32	WC34-CB1424	48 lbs	\$176.32	\$167.66	WC54-CB1424	34 lbs	\$216.53	\$205.93
14" x 30"	WC14-CB1430	14 lbs	\$96.47	\$92.28	WC34-CB1430	28 lbs	\$187.68	\$179.58	WC54-CB1430	42 lbs	\$283.50	\$271.24
14" x 36"	WC14-CB1436	15 lbs	\$100.47	\$96.77	WC34-CB1436	30 lbs	\$195.67	\$188.56	WC54-CB1436	45 lbs	\$295.49	\$284.70
14" x 42"	WC14-CB1442	17 lbs	\$106.21	\$99.78	WC34-CB1442	34 lbs	\$207.17	\$194.59	WC54-CB1442	51 lbs	\$312.74	\$293.74
14" x 48"	WC14-CB1448	18 lbs	\$110.91	\$104.83	WC34-CB1448	36 lbs	\$216.57	\$204.68	WC54-CB1448	54 lbs	\$326.83	\$308.89
14" x 54"	WC14-CB1454	19 lbs	\$116.52	\$110.58	WC34-CB1454	38 lbs	\$227.79	\$216.18	WC54-CB1454	57 lbs	\$343.66	\$326.14
14" x 60"	WC14-CB1460	21 lbs	\$125.99	\$119.28	WC34-CB1460	42 lbs	\$246.72	\$233.57	WC54-CB1460	63 lbs	\$372.06	\$352.22
14" x 72"	WC14-CB1472	24 lbs	\$140.08	\$124.40	WC34-CB1472	48 lbs	\$274.91	\$243.83	WC54-CB1472	72 lbs	\$414.34	\$367.61
18" x 24"	WC14-CB1824	15 lbs	\$103.52	\$96.65	WC34-CB1824	30 lbs	\$201.78	\$188.32	WC54-CB1824	45 lbs	\$304.64	\$284.34
18" x 30"	WC14-CB1830	16 lbs	\$107.02	\$102.68	WC34-CB1830	32 lbs	\$208.79	\$200.38	WC54-CB1830	48 lbs	\$315.16	\$302.44
18" x 36"	WC14-CB1836	18 lbs	\$112.42	\$106.12	WC34-CB1836	36 lbs	\$219.59	\$207.25	WC54-CB1836	54 lbs	\$331.36	\$312.74
18" x 42"	WC14-CB1842	19 lbs	\$120.63	\$113.62	WC34-CB1842	38 lbs	\$235.99	\$222.26	WC54-CB1842	57 lbs	\$355.97	\$335.25
18" x 48"	WC14-CB1848	22 lbs	\$125.04	\$119.02	WC34-CB1848	44 lbs	\$244.83	\$233.05	WC54-CB1848	66 lbs	\$369.22	\$351.45
18" x 54"	WC14-CB1854	23 lbs	\$135.56	\$130.10	WC34-CB1854	46 lbs	\$265.86	\$255.21	WC54-CB1854	69 lbs	\$400.78	\$384.68
18" x 60"	WC14-CB1860	25 lbs	\$145.73	\$132.69	WC34-CB1860	50 lbs	\$286.20	\$260.39	WC54-CB1860	75 lbs	\$431.28	\$392.46
18" x 72"	WC14-CB1872	28 lbs	\$155.54	\$145.04	WC34-CB1872	56 lbs	\$305.83	\$285.09	WC54-CB1872	84 lbs	\$460.73	\$429.51
21" x 24"	WC14-CB2124	16 lbs	\$109.76	\$104.67	WC34-CB2124	32 lbs	\$214.27	\$204.36	WC54-CB2124	48 lbs	\$286.92	\$272.65
21" x 30"	WC14-CB2130	17 lbs	\$115.23	\$108.18	WC34-CB2130	34 lbs	\$225.20	\$211.37	WC54-CB2130	51 lbs	\$339.79	\$318.93
21" x 36"	WC14-CB2136	19 lbs	\$122.17	\$116.31	WC34-CB2136	38 lbs	\$239.09	\$227.64	WC54-CB2136	57 lbs	\$360.61	\$343.33
21" x 42"	WC14-CB2142	20 lbs	\$129.53	\$124.02	WC34-CB2142	40 lbs	\$253.81	\$243.07	WC54-CB2142	60 lbs	\$382.70	\$366.47
21" x 48"	WC14-CB2148	22 lbs	\$139.28	\$133.07	WC34-CB2148	44 lbs	\$273.31	\$261.16	WC54-CB2148	66 lbs	\$411.94	\$393.60
21" x 54"	WC14-CB2154	24 lbs	\$146.99	\$140.85	WC34-CB2154	48 lbs	\$288.73	\$276.72	WC54-CB2154	72 lbs	\$435.08	\$416.95
21" x 60"	WC14-CB2160	26 lbs	\$159.26	\$145.86	WC34-CB2160	52 lbs	\$313.27	\$286.74	WC54-CB2160	78 lbs	\$471.89	\$431.98
21" x 72"	WC14-CB2172	32 lbs	\$173.78	\$156.79	WC34-CB2172	64 lbs	\$342.30	\$308.59	WC54-CB2172	96 lbs	\$515.43	\$464.75
24" x 24"	WC14-CB2424	18 lbs	\$116.78	\$111.99	WC34-CB2424	36 lbs	\$228.30	\$219.01	WC54-CB2424	54 lbs	\$344.43	\$330.38
24" x 30"	WC14-CB2430	20 lbs	\$123.93	\$118.09	WC34-CB2430	40 lbs	\$242.60	\$231.21	WC54-CB2430	60 lbs	\$365.88	\$348.68
24" x 36"	WC14-CB2436	22 lbs	\$130.17	\$124.26	WC34-CB2436	44 lbs	\$255.08	\$243.55	WC54-CB2436	66 lbs	\$384.60	\$367.19
24" x 42"	WC14-CB2442	24 lbs	\$139.92	\$132.54	WC34-CB2442	48 lbs	\$274.58	\$260.10	WC54-CB2442	72 lbs	\$413.84	\$392.01
24" x 48"	WC14-CB2448	25 lbs	\$146.93	\$138.57	WC34-CB2448	50 lbs	\$288.60	\$272.16	WC54-CB2448	59 lbs	\$434.88	\$410.10
24" x 54"	WC14-CB2454	27 lbs	\$159.83	\$149.65	WC34-CB2454	54 lbs	\$314.40	\$294.32	WC54-CB2454	81 lbs	\$473.58	\$443.34
24" x 60"	WC14-CB2460	30 lbs	\$178.48	\$157.09	WC34-CB2460	60 lbs	\$351.71	\$309.20	WC54-CB2460	90 lbs	\$529.54	\$465.67
24" x 72"	WC14-CB2472	35 lbs	\$193.56	\$171.82	WC34-CB2472	70 lbs	\$381.86	\$338.65	WC54-CB2472	105 lbs	\$574.76	\$509.84



## Polymer Dunnage Racks



Smooth top and rounded edges promote safe handling and protects against product damage. Open surface enables airflow, cleanability, and prevents bacteria buildup. Heavy-duty polymer construction gives racks the strength to hold up to 4,000 lbs. No assembly required. Multiple combinations enable custom storage space layouts. Racks can be loaded/unloaded easily from all sides. Withstands temperatures from -20°F to 180°F. Won't overheat or overcool. Antimicrobial additive protects against rust, corrosion, bacteria, mold, and mildew. Ideal to elevate products off of the floor in coolers, freezers, backrooms, food preparation, and storage areas. Polymer composition makes these racks resistant to rust, corrosion, and food acids. **Color:** Gray

Available in:  Gray

MODEL NO.	DESCRIPTION	SHIP WGT	PRICE EACH
<b>Dunnage Racks</b>			
<b>QFSD-2236</b>	22"D x 36"W x 12"H - Dunnage Rack	18 lbs	\$282.31
<b>QFSD-2248</b>	22"D x 48"W x 12"H - Dunnage Rack	24 lbs	\$401.36
<b>QFSD-2260</b>	22"D x 60"W x 12"H - Dunnage Rack	28 lbs	\$421.77

**2,000 lb.**  
LOAD CAPACITY



QFSD-2236

**4,000 lb.**  
LOAD CAPACITY



QFSD-2248

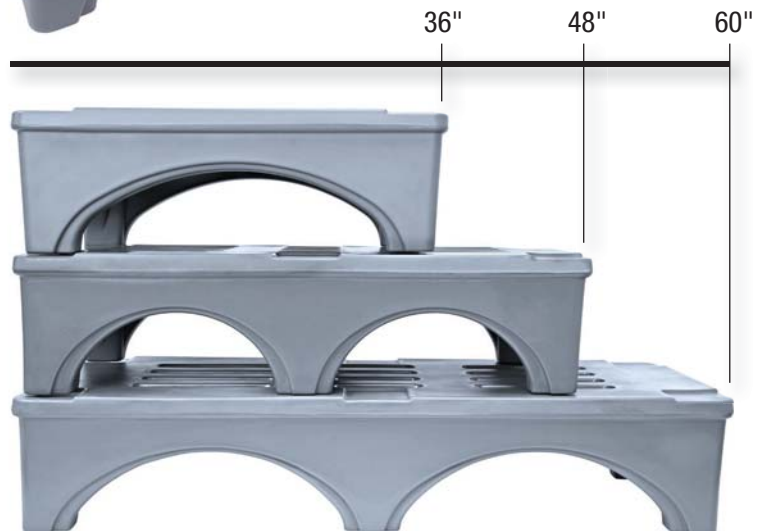
**4,000 lb.**  
LOAD CAPACITY



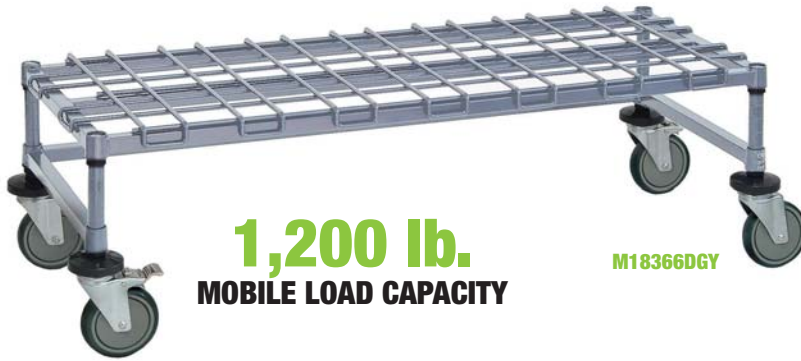
QFSD-2260

**SUPERIOR CHOICE AND STRENGTH OVER ALUMINUM AND OTHER TYPE RACKS**

**SAFE  
SANITARY  
STRONG**







**1,200 lb.**  
**MOBILE LOAD CAPACITY**

M18366DGY

**Mobile Dunnage Platform Racks**



Units can be used for moving case goods and other heavy items for cleaning, warehouse and stock room applications. Non-marking casters add flexibility. **Finish:** Gray Epoxy

Each unit consists of:

- 4 - 6" posts
- 1 - 3 sided frame
- 1 - dunnage shelf
- 4 - 5" swivel thermoplastic resin casters, 2 with brakes
- 4 - donut bumpers

GRAY MODEL NO.	DIMENSIONS W" x L" x H"	SHIP WGT	PRICE EACH
M18366DGY	18" x 36" x 12"	36 lbs	\$337.21
M18486DGY	18" x 48" x 12"	44 lbs	\$368.39
M18606DGY	18" x 60" x 12"	51 lbs	\$399.55
M24366DGY	24" x 36" x 12"	40 lbs	\$363.79
M24486DGY	24" x 48" x 12"	47 lbs	\$401.39
M24606DGY	24" x 60" x 12"	55 lbs	\$440.83



**1,300-1,600 lb.**  
**LOAD CAPACITY**

183614DGY

**Modular Dunnage Racks**



Ideal for extreme load capacities (1,300-1,600 lb.). Includes tubular frame super structure and removable wire top mat. **Finish:** Gray Epoxy

Each unit consists of:

- 4 - 14" posts
- 1 - 3 sided frame
- 1 - dunnage shelf

GRAY MODEL NO.	DIMENSIONS W" x L" x H"	SHIP WGT	PRICE EACH
183614DGY	18" x 36" x 14"	28 lbs	\$239.24
184814DGY	18" x 48" x 14"	36 lbs	\$270.42
186014DGY	18" x 60" x 14"	43 lbs	\$301.60
243614DGY	24" x 36" x 14"	32 lbs	\$275.84
244814DGY	24" x 48" x 14"	39 lbs	\$303.44
246014DGY	24" x 60" x 14"	47 lbs	\$342.86



**600-800 lb.**  
**LOAD CAPACITY PER SHELF**

183614PC

**Shelf Platform Racks**



Represents an ergonomic solution for keeping case goods off the floor. Platforms are often used at workstations and prep storage areas. **Finish:** Chrome

Each unit consists of:

- 4 - 14" posts
- 1 - shelf

MODEL NO.	DIMENSIONS W" x L" x H"	SHIP WGT	PRICE EACH
<b>Chrome Shelf Platform Racks</b>			
183614PC	18" x 36" x 14"	14 lbs	\$68.67
184814PC	18" x 48" x 14"	18 lbs	\$81.29
186014PC	18" x 60" x 14"	21 lbs	\$101.98
243614PC	24" x 36" x 14"	17 lbs	\$80.17
244814PC	24" x 48" x 14"	20 lbs	\$96.93
246014PC	24" x 60" x 14"	25 lbs	\$128.48
<b>Proform Green Epoxy Shelf Platform Racks</b>			
183614PP	18" x 36" x 14"	14 lbs	\$64.68
184814PP	18" x 48" x 14"	18 lbs	\$77.58
186014PP	18" x 60" x 14"	21 lbs	\$91.25
243614PP	24" x 36" x 14"	17 lbs	\$76.95
244814PP	24" x 48" x 14"	20 lbs	\$91.25
246014PP	24" x 60" x 14"	25 lbs	\$109.78



Keg Racks

**NSF** **NEW**

Quantum Food Service Keg Rack and Dunnage Platforms are the most cost-effective, durable, and efficient storage solution in the industry. The solution accommodates the irregular shape of the keg rounds and is perfect for getting all bulk items off the floor. These systems provide maximum storage space, inventory management, and efficiency in the cooler and other storage spaces.

The open and removable wire decking design of these racks shelves minimizes dust accumulation while keeping the kegs off of the floor for cleanliness. It also offers an easier and neat way of handling kegs, barrels, and cases. Multiple kegs can be stored in series allowing the handling of more brands. All racks come in gray epoxy antimicrobial finish, which represents an ideal solution for high humidity, wet, or walk-in-cooler applications (15 year warranty). **Finish:** Gray Epoxy

Available in:   Gray

MODEL NO.	DIMENSIONS W" x L" x H"	SHIP WGT	WGT CAP	KEGS CAP	PRICE EACH
<b>1 Tier</b>					
<b>183634DGY</b>	18" x 36" x 34"	40 lbs	1,600 lbs	2	\$257.94
<b>184834DGY</b>	18" x 48" x 34"	48 lbs	1,600 lbs	3	\$289.10
<b>186034DGY</b>	18" x 60" x 34"	55 lbs	1,300 lbs	3	\$320.30
<b>243634DGY</b>	24" x 36" x 34"	44 lbs	1,300 lbs	2	\$284.52
<b>244834DGY</b>	24" x 48" x 34"	51 lbs	1,600 lbs	3	\$322.12
<b>246034DGY</b>	24" x 60" x 34"	59 lbs	1,300 lbs	3	\$361.56

## 1,300-1,600 lb. LOAD CAPACITY

## MAXIMUM STORAGE SPACE

Available in:   Gray

MODEL NO.	DIMENSIONS W" x L" x H"	SHIP WGT	WGT CAP	KEGS CAP	PRICE EACH
<b>2 Tier</b>					
<b>183654DGY</b>	18" x 36" x 54"	68 lbs	3,200 lbs	4	\$475.07
<b>184854DGY</b>	18" x 48" x 54"	84 lbs	3,200 lbs	6	\$537.38
<b>186054DGY</b>	18" x 60" x 54"	98 lbs	2,600 lbs	6	\$599.75
<b>243654DGY</b>	24" x 36" x 54"	76 lbs	3,200 lbs	4	\$528.22
<b>244854DGY</b>	24" x 48" x 54"	90 lbs	3,200 lbs	6	\$603.41
<b>246054DGY</b>	24" x 60" x 54"	106 lbs	2,600 lbs	6	\$682.27

## 2,600-3,200 lb. LOAD CAPACITY

## WEIGHT CAPACITY BASED ON EVEN LOAD DISTRIBUTION PER SHELF



Each 1 Tier unit consists of:  
4 - 34" posts  
1 - 3 sided frame  
1 - dunnage shelf

**183634DGY**



Each 2 Tier unit consists of:  
4 - 54" posts  
2 - 3 sided frame  
2 - dunnage shelf

**183654DGY**





Sliding Overhead Track System



Provides maximum storage using a minimum of space. All kits include all necessary sections of track for assembling lengths that range from 8' to 21'. Assembly is quick and easy and the whole system requires only single-aisle access. Casters are 5" x 1-1/4" rigid polyurethane. Overhead Track provides a clear walkway and clear aisles underneath eliminating any tripping hazard. Overhead Track extrusion manufactured of heavy-duty aluminum ensuring years of heavy-duty and reliable service. **Finishes:** Chrome and Epoxy

PERFORMANCE FEATURES AND BENEFITS:

- Easy to roll construction
- Utilizes the structure of existing shelving
- Uses industrial bearings
- 1,200 lb. load capacity per unit
- Corrosion free construction
- Can increase storage areas up to 150%
- Fast installation

This product is not part of our freight program. Please call for details

Stationary End Kits

Unit consists of:

- 8 - 86" Posts
- 4 - Single sided overhead track support brackets
- 8 - Foot plates

STATIONARY END KIT  
(Shelves sold separately)

**AVAILABLE FINISHES**

- GREEN P
- GRAY GY
- BLACK BK

EPOXY



DESCRIPTION	SHIP WGT	CHROME MODEL NO.	PRICE EACH	EPOXY MODEL NO.	PRICE EACH
18" Stationary End Kits	64 lbs	TTK-E18	\$454.52	TTK-E18	\$440.88
21" Stationary End Kits	72 lbs	TTK-E21	\$463.41	TTK-E21	\$449.51
24" Stationary End Kits	80 lbs	TTK-E24	\$475.16	TTK-E24	\$460.91

Intermediate Kits

Unit consists of:

- 4 - 86" Posts
- 2 - Double sided overhead track support brackets
- 4 - Foot plates

INTERMEDIATE KIT  
(Shelves sold separately)

**AVAILABLE FINISHES**

- GREEN P
- GRAY GY
- BLACK BK

EPOXY



DESCRIPTION	SHIP WGT	CHROME MODEL NO.	PRICE EACH	EPOXY MODEL NO.	PRICE EACH
18" Intermediate End Kits	32 lbs	TTK-C18	\$241.82	TTK-C18	\$234.57
21" Intermediate End Kits	36 lbs	TTK-C21	\$247.70	TTK-C21	\$240.27
24" Intermediate End Kits	40 lbs	TTK-C24	\$253.58	TTK-C24	\$245.97

Mobile Kits

Unit consists of:

- 4 - 74" Posts
- 4 - Rigid casters
- 4 - Track rollers
- 4 - Donut bumpers
- 2 - Tie bars

MOBILE KIT  
(Shelves sold separately)

**AVAILABLE FINISHES**

- GREEN P
- GRAY GY
- BLACK BK

EPOXY



DESCRIPTION	SHIP WGT	CHROME MODEL NO.	PRICE EACH	EPOXY MODEL NO.	PRICE EACH
18" Mobile Kits	34 lbs	TTK-M18	\$378.48	TTK-M18	\$367.12
21" Mobile Kits	36 lbs	TTK-M21	\$381.49	TTK-M21	\$370.05
24" Mobile Kits	38 lbs	TTK-M24	\$387.18	TTK-M24	\$375.57

Overhead Track Kits



Each kit includes two track of the same length and end plates.

MODEL NO.	TRACK L' (FT)	TRACK L" (FT)	SHIP WGT	PRICE EACH
TK-2	2	24	7 lbs	\$313.97
TK-26	2-1/2	27	9 lbs	\$355.74
TK-5	5	54	17 lbs	\$397.36
TK-6	6	64	21 lbs	\$412.09
TK-7	7	74	24 lbs	\$426.42
TK-EP	Track End Plates with Hardware (Set of 4)		1 lb	\$70.09
TK-CA	Track Connector with Hardware (Set of 4)		6 lbs	\$81.18
<b>End Unit Single Sided Track Bracket Pair</b>				
TK-STB18	18"	18"	4 lbs	\$54.33
TK-STB21	21"	21"	5 lbs	\$58.78
TK-STB24	24"	24"	6 lbs	\$64.65
<b>Intermediate Unit Double Sided Track Bracket Pair</b>				
TK-DTB18	18"	18"	4 lbs	\$60.28
TK-DTB21	21"	21"	5 lbs	\$66.16
TK-DTB24	24"	24"	6 lbs	\$72.00
<b>Mobile Unit Track Rollers</b>				
TK-CBW	Set of 4 Track Rollers		4 lbs	\$68.07
<b>Overhead Track</b>				
TKK-8	8'	96"	53 lbs	\$1,603.43
TKK-9	9'	108"	60 lbs	\$1,632.05
TKK-10	10'	120"	67 lbs	\$1,740.67
TKK-11	11'	132"	73 lbs	\$1,770.17
TKK-12	12'	144"	80 lbs	\$1,799.71
TKK-13	13'	156"	87 lbs	\$1,828.32
TKK-14	14'	168"	93 lbs	\$1,856.90
TKK-15	15'	180"	100 lbs	\$2,616.54
TKK-16	16'	192"	107 lbs	\$2,646.07
TKK-17	17'	204"	113 lbs	\$2,674.65
TKK-18	18'	216"	120 lbs	\$2,705.11
TKK-19	19'	228"	127 lbs	\$2,733.69
TKK-20	20'	240"	133 lbs	\$2,762.30
TKK-21	21'	252"	140 lbs	\$2,790.92

QUANTITY OF SHELVING UNITS BY WIDTH TO FIT ON LENGTH OF TRACK\*

	8'	9'	10'	11'	12'	13'	14'	15'	16'	17'	18'	19'	20'	21'
18"	3	3	4	4	5	6	6	7	7	8	9	9	10	10
21"	2	3	3	4	4	5	5	6	6	7	7	8	8	9
24"	2	2	3	3	4	4	5	5	6	6	6	7	7	8

\* Using a minimum 36" aisle space.



## High Density Sliding Floor Track System



Offers a unique way to maximize and efficiently move wire shelving systems. The patented design allows for quick and easy installation. Bearings in the skate are located under each post for a load capacity of 1,500 lb. per shelving unit. The v-groove floor track allows the shelving unit to slide back and forth with ease. Layout assistance is available.

### PERFORMANCE FEATURES AND BENEFITS:

- Cuts construction costs
- Low shipping cost
- Easy to roll construction
- Uses industrial bearings
- Corrosion free construction
- Fast installation
- Utilizes the structure of existing shelving
- Complies with ADA regulations
- 1,500 lb. load capacity per unit
- Can increase storage areas up to 150%

Custom order product, call for lead-time and freight



## Single Unit Floor Track Assemblies



Assembly kit consists of a pair of aluminum tracks with end stop kits. Hardware and assembly instructions included. **(Note: custom lengths may be purchased)**

MODEL NO.	TRACK L' (FT)	TRACK L' (IN)	SHIP WGT	PRICE EACH
<b>Single Unit Floor Track Assembly Kit</b> Includes 2 Tracks of Specified Length with End Stop Kits				
QVTRK-2-72EST	6'	72"	14 lbs	\$732.23
QVTRK-2-84EST	7'	84"	16 lbs	\$831.60
QVTRK-2-96EST	8'	96"	18 lbs	\$930.97
QVTRK-2-108EST	9'	108"	20 lbs	\$1,030.33
QVTRK-2-120EST	10'	120"	22 lbs	\$1,129.70
QVTRK-2-132EST	11'	132"	24 lbs	\$1,229.07
QVTRK-2-144EST	12'	144"	26 lbs	\$1,328.44
QVTRK-2-156EST	13'	156"	28 lbs	\$1,427.84
QVTRK-2-168EST	14'	168"	30 lbs	\$1,527.21
QVTRK-2-180EST	15'	180"	32 lbs	\$1,626.58
QVTRK-2-192EST	16'	192"	34 lbs	\$1,725.94
QVTRK-2-204EST	17'	204"	36 lbs	\$1,825.31
QVTRK-2-216EST	18'	216"	38 lbs	\$1,924.68
QVTRK-2-228EST	19'	228"	40 lbs	\$2,024.04
QVTRK-2-240EST	20'	240"	42 lbs	\$2,123.45

## Single Unit Skate Assembly Kits



Each kit includes two skates and all appropriate hardware. One kit is required for each single mobile unit. *(Shelves and posts sold separately)*

MODEL NO.	DESCRIPTION	SHIP WGT	PRICE EACH
<b>Single Unit Skate Assembly Kits</b>			
HD18-2	Two 18" Skates	8 lbs	\$701.74
HD21-2	Two 21" Skates	10 lbs	\$736.46
HD24-2	Two 24" Skates	12 lbs	\$770.88
HD30-2	Two 30" Skates	14 lbs	\$799.46
HD36-2	Two 36" Skates	16 lbs	\$1,056.93

## SYSTEMS SLIDE BACK AND FORTH WITH EASE

### STEP BY STEP ORDERING INSTRUCTIONS:

1. Select desired length of track and if you require:
  - Single Unit track (use charts on left)
  - Double Unit track (use charts on right)
2. Select corresponding skate size from single or double unit charts below. Skate size should match the depth of shelving unit being utilized.
3. Using the chart on the bottom of this page, determine how many shelving units will fit on your track.
4. Pre-configured 4 shelf wire units are available. Additional intermediate shelves are available.

## Double Unit Floor Track Assemblies



Each assembly kit consists of three aluminum tracks with end stop kits. Hardware and assembly instructions included. **(Note: custom lengths may be purchased)**

MODEL NO.	TRACK L' (FT)	TRACK L' (IN)	SHIP WGT	PRICE EACH
<b>Double Unit Floor Track Assembly Kit</b> Includes 3 Tracks of Specified Length with End Stop Kits				
QVTRK-3-72EST	6'	72"	21 lbs	\$1,098.33
QVTRK-3-84EST	7'	84"	24 lbs	\$1,247.40
QVTRK-3-96EST	8'	96"	27 lbs	\$1,396.47
QVTRK-3-108EST	9'	108"	30 lbs	\$1,545.54
QVTRK-3-120EST	10'	120"	33 lbs	\$1,694.57
QVTRK-3-132EST	11'	132"	36 lbs	\$1,843.64
QVTRK-3-144EST	12'	144"	39 lbs	\$1,992.67
QVTRK-3-156EST	13'	156"	42 lbs	\$2,141.74
QVTRK-3-168EST	14'	168"	45 lbs	\$2,290.78
QVTRK-3-180EST	15'	180"	48 lbs	\$2,439.84
QVTRK-3-192EST	16'	192"	51 lbs	\$2,588.91
QVTRK-3-204EST	17'	204"	54 lbs	\$2,737.98
QVTRK-3-216EST	18'	216"	57 lbs	\$2,887.05
QVTRK-3-228EST	19'	228"	60 lbs	\$3,036.09
QVTRK-3-240EST	20'	240"	63 lbs	\$3,185.16

## Double Unit Skate Assembly Kits



Each kit includes three skates and all appropriate hardware. One kit is required for each double mobile unit. *(Shelves and posts sold separately)*

MODEL NO.	DESCRIPTION	SHIP WGT	PRICE EACH
<b>Double Unit Skate Assembly Kits</b>			
HD18-3	Three 18" Skates + Wing Kit	15 lbs	\$1,348.16
HD21-3	Three 21" Skates + Wing Kit	18 lbs	\$1,400.25
HD24-3	Three 24" Skates + Wing Kit	21 lbs	\$1,451.90
HD30-3	Three 30" Skates + Wing Kit	24 lbs	\$1,494.73
HD36-3	Three 36" Skates + Wing Kit	27 lbs	\$1,880.93

### QUANTITY OF SHELVING UNITS BY WIDTH TO FIT ON LENGTH OF TRACK\*

	6'	7'	8'	9'	10'	11'	12'	13'	14'	15'	16'	17'	18'	19'	20'
18"	2	2	3	4	4	5	6	6	7	8	8	9	10	10	11
21"	1	2	2	3	4	4	5	5	6	6	7	8	8	9	9
24"	1	2	2	3	3	4	4	5	5	6	6	7	7	8	8
30"	1	1	2	2	2	3	3	4	4	4	5	5	6	6	6
36"	1	1	1	2	2	2	3	3	3	4	4	4	5	5	5

\*Using a minimum 36" aisle space **Note:** Post height should not exceed the skate length by a 4 to 1 ration (example 18" skate should not exceed a 74" post)





Security Units



Stationary and Mobile Units prevent pilferage while allowing high visibility of contents at all times. All side and back panels are heavy gauge wire construction and are manufactured of all-welded heavy-duty 1/4" diameter wire on 2" x 2" centers. Assembly is quick and easy.

WANT TO SECURE YOUR EXISTING SHELVING UNITS?



Thick wire gauge ensures strong and dependable security yet easy visibility

Dolly Base Security Carts

Dollies can add stability and support in heavy-duty load applications. Intermediate shelves can be purchased separately.



**DOOR TOP SECURITY**  
Channel reinforced door frame with heavy-duty top hinge pin



**DOOR MIDDLE SECURITY**  
Channel reinforced door frame with middle clasp for lock (Sold separately)



**DOOR BOTTOM SECURITY**  
Channel reinforced door frame with heavy-duty bottom hinge pin

ADD SUFFIX "P" TO MODEL NO. TO ORDER GREEN EPOXY FINISH  
Ex. 1836-63SEC **P**  
1836-63SEC**P**-2

Stationary Security Units

Intermediate shelves can be purchased separately.

MODEL NO.	DIMENSIONS W" x L" x H"	SHIP WGT	CHROME	GREEN EPOXY
			PRICE EACH	PRICE EACH
<b>Stationary Security Units</b>				
1836-63SEC	18" x 36" x 63"	145 lbs	\$864.16	\$703.60
1848-63SEC	18" x 48" x 63"	172 lbs	\$956.77	\$837.18
1860-63SEC	18" x 60" x 63"	204 lbs	\$1,108.46	\$990.69
2136-63SEC	21" x 36" x 63"	155 lbs	\$908.15	\$747.08
2148-63SEC	21" x 48" x 63"	162 lbs	\$1,009.73	\$888.38
2160-63SEC	21" x 60" x 63"	214 lbs	\$1,160.03	\$1,040.13
2436-63SEC	24" x 36" x 63"	165 lbs	\$943.66	\$785.71
2448-63SEC	24" x 48" x 63"	192 lbs	\$1,044.54	\$922.09
2460-63SEC	24" x 60" x 63"	224 lbs	\$1,217.97	\$1,085.30
<b>Stationary Security Units with 2 Shelves</b>				
1836-63SEC-2	18" x 36" x 63"	165 lbs	\$951.39	\$785.35
1848-63SEC-2	18" x 48" x 63"	200 lbs	\$1,069.24	\$944.74
1860-63SEC-2	18" x 60" x 63"	238 lbs	\$1,262.30	\$1,125.59
2136-63SEC-2	21" x 36" x 63"	177 lbs	\$1,005.90	\$841.88
2148-63SEC-2	21" x 48" x 63"	190 lbs	\$1,141.69	\$1,016.69
2160-63SEC-2	21" x 60" x 63"	250 lbs	\$1,331.96	\$1,194.03
2436-63SEC-2	24" x 36" x 63"	191 lbs	\$1,053.89	\$892.00
2448-63SEC-2	24" x 48" x 63"	224 lbs	\$1,188.28	\$1,057.00
2460-63SEC-2	24" x 60" x 63"	266 lbs	\$1,424.82	\$1,257.25

Stem Caster Security Carts

Mobility adds flexibility to a unit and is beneficial in all types of operations. Intermediate shelves can be purchased separately.

MODEL NO.	DIMENSIONS W" x L" x H"	SHIP WGT	CHROME	GREEN EPOXY
			PRICE EACH	PRICE EACH
<b>Stem Caster Security Carts</b>				
M1836-69SEC	18" x 36" x 69"	153 lbs	\$1,012.68	\$852.12
M1848-69SEC	18" x 48" x 69"	180 lbs	\$1,105.29	\$985.70
M1860-69SEC	18" x 60" x 69"	212 lbs	\$1,256.98	\$1,139.21
M2136-69SEC	21" x 36" x 69"	163 lbs	\$1,056.67	\$895.60
M2148-69SEC	21" x 48" x 69"	190 lbs	\$1,158.25	\$1,036.90
M2160-69SEC	21" x 60" x 69"	222 lbs	\$1,308.55	\$1,188.65
M2436-69SEC	24" x 36" x 69"	173 lbs	\$1,092.18	\$934.22
M2448-69SEC	24" x 48" x 69"	200 lbs	\$1,193.06	\$1,070.61
M2460-69SEC	24" x 60" x 69"	232 lbs	\$1,366.49	\$1,233.82
<b>Stem Caster Security Carts with 2 Shelves</b>				
M1836-69SEC-2	18" x 36" x 69"	173 lbs	\$1,099.91	\$933.87
M1848-69SEC-2	18" x 48" x 69"	208 lbs	\$1,217.76	\$1,093.26
M1860-69SEC-2	18" x 60" x 69"	246 lbs	\$1,410.82	\$1,274.11
M2136-69SEC-2	21" x 36" x 69"	185 lbs	\$1,154.42	\$990.40
M2148-69SEC-2	21" x 48" x 69"	218 lbs	\$1,290.21	\$1,165.21
M2160-69SEC-2	21" x 60" x 69"	258 lbs	\$1,480.48	\$1,342.55
M2436-69SEC-2	24" x 36" x 69"	199 lbs	\$1,202.41	\$1,040.52
M2448-69SEC-2	24" x 48" x 69"	232 lbs	\$1,336.80	\$1,205.52
M2460-69SEC-2	24" x 60" x 69"	274 lbs	\$1,573.34	\$1,405.77



2436-63SECP-2



M2436-69SEC



MD2436-70SEC



# WIRE BUN PAN RACKS



## Tray Slides



Efficiently utilize space between shelves using standard trays and/or bins. **Finish:** Chrome

- Available in 18" and 24" depths
- Accommodates up to 10 trays

MODEL NO.	DESCRIPTION	SHIP WGT	PRICE EACH
<b>Tray Slide</b>			
<b>TS18C</b>	18" Tray Slide Set	10 lbs	\$79.07
<b>TS24C</b>	24" Tray Slide Set	11 lbs	\$91.10



**2026TRGY**  
Stackable Tray



**1826TR**



**1826ESD**

## Modular Trays



Heavy-duty 18" x 26" white trays are NSF approved for use for food service or may be used for standard applications. Perimeter ends are reinforced for additional strength. 20" x 26" size offers a deep stacking tray. Both tray sizes are available in ESD complying to ANSI/ESD standards for the use in PC board assembly and handling. All trays are manufactured of fiberglass reinforced thermoset material, allowing up to 200 lb. weight capacity when evenly distributed. Quantum's modular trays will withstand temperatures of -40°F to +350°F. 18" x 26" Trays available in White and ESD, 20" x 26" Trays are available in Gray, White and ESD.

Available in:  Gray  White  Black (ESD)

MODEL NO.	DIMENSIONS W" x L" x H"	SHIP WGT	PRICE EACH
<b>18" x 26" Trays</b>			
<b>1826TR</b>	18" x 26" x 1-1/8" White Tray	4 lbs	\$66.09
<b>1826ESD</b>	18" x 26" x 1-1/8" Black ESD Tray	4 lbs	\$84.49
<b>20" x 26" Stackable Trays</b>			
<b>2026TRGY</b>	20" x 26" x 1-1/2" Gray Tray	5 lbs	\$104.22
<b>2026TRWT</b>	20" x 26" x 1-1/2" White Tray	5 lbs	\$104.22
<b>2026ESD</b>	20" x 26" x 1-1/2" Black ESD Tray	5 lbs	\$150.72

## Bun Pan Racks



Tray Carts are offered in half size and full size units, designed to handle work in process. ESD trays can be used on tray cart for conductive applications with the addition of conductive plastic split sleeves (WR-SSCO) and a drag chain (ESD-DC). Optional Tray Stop prevents trays from falling out. **Finish:** Chrome

MODEL NO.	DESCRIPTION W" x L" x H"	SHIP WGT	NO. OF TRAYS	PRICE EACH	TRAY STOP	PRICE EACH	TRAY
<b>39"H Side Load Tray Cart</b>							
<b>TC-19</b>	18" x 30" x 39"	45 lbs	19	\$268.03	<b>TS32C</b>	\$33.34	<b>1826ESD 1826TR</b>
<b>69"H Side Load Tray Carts</b>							
<b>TC-39</b>	18" x 30" x 69"	39 lbs	39	\$315.33	<b>TS62C</b>	\$45.64	<b>1826ESD 1826TR</b>
<b>TC-31</b>	21" x 30" x 69"	68 lbs	31	\$300.43	<b>TS62C</b>	\$45.64	<b>2026ESD 2026TR</b>
<b>69"H End Load Tray Cart</b>							
<b>TC-EL38</b>	21-3/4" x 27" x 69"	74 lbs	38	\$384.93	<b>TS62C</b>	\$45.64	<b>1826ESD 1826TR</b>

# 200 lb. CAPACITY PER TRAY

**TS62C**  
Tray Stop  
(Optional)



**TC-19 + 1826TR**  
(Trays sold separately)



**TC-EL38 + 1826TR**  
End Load Cart  
(Trays sold separately)



**TC-39 + 1826ESD**  
Tray Stops can be used on back as shown here or one in the back and one in the front.  
(Trays sold separately)





Wire Utility Carts

Give versatility to any operation: food service and maintenance. Carts consists of 2 u-handles, 4 donut bumpers, 4 swivel casters (2 with brakes) and wire or solid shelf combinations.



**WRC-1836-2CG**  
Chrome Wire & Solid Galvanized

**WRSC-1836-3SS**  
Solid Stainless Steel

**WRC-1836BK-3**  
Black Epoxy Wire

AVAILABLE FINISHES

- CHROME C
- GREEN P
- STAINLESS S
- GRAY GY
- GALVANIZED CG
- BLACK BK

DIMENSIONS W" x L" x H"	SHIP WGT	CHROME		STAINLESS		GREEN EPOXY		GRAY EPOXY		BLACK EPOXY	
		MODEL NO.	PRICE EACH	MODEL NO.	PRICE EACH	MODEL NO.	PRICE EACH	MODEL NO.	PRICE EACH	MODEL NO.	PRICE EACH
<b>2 Wire Shelf Mobile Utility Cart</b>											
18" x 36" x 37-1/2"	30 lbs	<b>WRC-1836-2</b>	\$240.50	<b>WRSC-1836-2</b>	\$785.49	<b>WRC-1836P-2</b>	\$251.81	<b>WRC-1836GY-2</b>	\$251.81	<b>WRC-1836BK-2</b>	\$251.81
18" x 42" x 37-1/2"	32 lbs	<b>WRC-1842-2</b>	\$253.40	<b>WRSC-1842-2</b>	\$815.17	<b>WRC-1842P-2</b>	\$262.55	<b>WRC-1842GY-2</b>	\$262.55	<b>WRC-1842BK-2</b>	\$262.55
18" x 48" x 37-1/2"	37 lbs	<b>WRC-1848-2</b>	\$263.07	<b>WRSC-1848-2</b>	\$870.23	<b>WRC-1848P-2</b>	\$273.29	<b>WRC-1848GY-2</b>	\$273.29	<b>WRC-1848BK-2</b>	\$273.29
24" x 36" x 37-1/2"	36 lbs	<b>WRC-2436-2</b>	\$273.73	<b>WRSC-2436-2</b>	\$855.01	<b>WRC-2436P-2</b>	\$284.79	<b>WRC-2436GY-2</b>	\$284.79	<b>WRC-2436BK-2</b>	\$284.79
24" x 42" x 37-1/2"	40 lbs	<b>WRC-2442-2</b>	\$286.60	<b>WRSC-2442-2</b>	\$895.00	<b>WRC-2442P-2</b>	\$294.75	<b>WRC-2442GY-2</b>	\$294.75	<b>WRC-2442BK-2</b>	\$294.75
24" x 48" x 37-1/2"	44 lbs	<b>WRC-2448-2</b>	\$294.67	<b>WRSC-2448-2</b>	\$937.69	<b>WRC-2448P-2</b>	\$304.70	<b>WRC-2448GY-2</b>	\$304.70	<b>WRC-2448BK-2</b>	\$304.70
<b>3 Wire Shelf Mobile Utility Cart</b>											
18" x 36" x 37-1/2"	37 lbs	<b>WRC-1836-3</b>	\$278.27	<b>WRSC-1836-3</b>	\$923.73	<b>WRC-1836P-3</b>	\$287.82	<b>WRC-1836GY-3</b>	\$287.82	<b>WRC-1836BK-3</b>	\$287.82
18" x 42" x 37-1/2"	42 lbs	<b>WRC-1842-3</b>	\$297.63	<b>WRSC-1842-3</b>	\$968.25	<b>WRC-1842P-3</b>	\$303.93	<b>WRC-1842GY-3</b>	\$303.93	<b>WRC-1842BK-3</b>	\$303.93
18" x 48" x 37-1/2"	48 lbs	<b>WRC-1848-3</b>	\$312.10	<b>WRSC-1848-3</b>	\$1,050.86	<b>WRC-1848P-3</b>	\$320.03	<b>WRC-1848GY-3</b>	\$320.03	<b>WRC-1848BK-3</b>	\$320.03
24" x 36" x 37-1/2"	49 lbs	<b>WRC-2436-3</b>	\$321.97	<b>WRSC-2436-3</b>	\$1,024.93	<b>WRC-2436P-3</b>	\$330.76	<b>WRC-2436GY-3</b>	\$330.76	<b>WRC-2436BK-3</b>	\$330.76
24" x 42" x 37-1/2"	55 lbs	<b>WRC-2442-3</b>	\$341.27	<b>WRSC-2442-3</b>	\$1,084.91	<b>WRC-2442P-3</b>	\$345.68	<b>WRC-2442GY-3</b>	\$345.68	<b>WRC-2442BK-3</b>	\$345.68
24" x 48" x 37-1/2"	60 lbs	<b>WRC-2448-3</b>	\$353.37	<b>WRSC-2448-3</b>	\$1,148.94	<b>WRC-2448P-3</b>	\$360.60	<b>WRC-2448GY-3</b>	\$360.60	<b>WRC-2448BK-3</b>	\$360.60

DIMENSIONS W" x L" x H"	SHIP WGT	CHROME		STAINLESS		DIMENSIONS W" x L" x H"	SHIP WGT	GALVANIZED		STAINLESS	
		MODEL NO.	PRICE EACH	MODEL NO.	PRICE EACH			MODEL NO.	PRICE EACH	MODEL NO.	PRICE EACH
<b>1 Wire and 1 Solid Shelf Mobile Utility Cart</b>						<b>2 Solid Shelf Mobile Utility Cart</b>					
18" x 36" x 37-1/2"	37 lbs	<b>WRC-1836-2CG</b>	\$296.33	<b>WRSC-1836SS-2S</b>	\$821.52	18" x 36" x 37-1/2"	44 lbs	<b>WRC-1836-2G</b>	\$324.95	<b>WRSC-1836-2SS</b>	\$857.55
18" x 42" x 37-1/2"	41 lbs	<b>WRC-1842-2CG</b>	\$308.11	<b>WRSC-1842SS-2S</b>	\$859.82	18" x 42" x 37-1/2"	50 lbs	<b>WRC-1842-2G</b>	\$334.18	<b>WRSC-1842-2SS</b>	\$904.47
18" x 48" x 37-1/2"	45 lbs	<b>WRC-1848-2CG</b>	\$318.12	<b>WRSC-1848SS-2S</b>	\$910.80	18" x 48" x 37-1/2"	56 lbs	<b>WRC-1848-2G</b>	\$343.42	<b>WRSC-1848-2SS</b>	\$951.37
24" x 36" x 37-1/2"	42 lbs	<b>WRC-2436-2CG</b>	\$335.52	<b>WRSC-2436SS-2S</b>	\$901.80	24" x 36" x 37-1/2"	48 lbs	<b>WRC-2436-2G</b>	\$366.32	<b>WRSC-2436-2SS</b>	\$948.60
24" x 42" x 37-1/2"	47 lbs	<b>WRC-2442-2CG</b>	\$349.22	<b>WRSC-2442SS-2S</b>	\$944.14	24" x 42" x 37-1/2"	54 lbs	<b>WRC-2442-2G</b>	\$379.41	<b>WRSC-2442-2SS</b>	\$993.28
24" x 48" x 37-1/2"	52 lbs	<b>WRC-2448-2CG</b>	\$360.24	<b>WRSC-2448SS-2S</b>	\$990.07	24" x 48" x 37-1/2"	60 lbs	<b>WRC-2448-2G</b>	\$392.45	<b>WRSC-2448-2SS</b>	\$1,042.42
<b>2 Wire and 1 Solid Shelf Mobile Utility Cart</b>						<b>3 Solid Shelf Mobile Utility Cart</b>					
18" x 36" x 37-1/2"	46 lbs	<b>WRC-1836-3CG</b>	\$338.40	<b>WRSC-1836SS-3S</b>	\$959.76	18" x 36" x 37-1/2"	60 lbs	<b>WRC-1836-3G</b>	\$395.62	<b>WRSC-1836-3SS</b>	\$702.61
18" x 42" x 37-1/2"	49 lbs	<b>WRC-1842-3CG</b>	\$357.37	<b>WRSC-1842SS-3S</b>	\$1,012.90	18" x 42" x 37-1/2"	68 lbs	<b>WRC-1842-3G</b>	\$409.45	<b>WRSC-1842-3SS</b>	\$1,102.20
18" x 48" x 37-1/2"	52 lbs	<b>WRC-1848-3CG</b>	\$372.72	<b>WRSC-1848SS-3S</b>	\$1,091.42	18" x 48" x 37-1/2"	76 lbs	<b>WRC-1848-3G</b>	\$423.32	<b>WRSC-1848-3SS</b>	\$1,172.56
24" x 36" x 37-1/2"	55 lbs	<b>WRC-2436-3CG</b>	\$389.22	<b>WRSC-2436SS-3S</b>	\$1,071.74	24" x 36" x 37-1/2"	67 lbs	<b>WRC-2436-3G</b>	\$450.82	<b>WRSC-2436-3SS</b>	\$901.71
24" x 42" x 37-1/2"	62 lbs	<b>WRC-2442-3CG</b>	\$410.10	<b>WRSC-2442SS-3S</b>	\$1,134.06	24" x 42" x 37-1/2"	76 lbs	<b>WRC-2442-3G</b>	\$470.44	<b>WRSC-2442-3SS</b>	\$1,232.34
24" x 48" x 37-1/2"	68 lbs	<b>WRC-2448-3CG</b>	\$425.57	<b>WRSC-2448SS-3S</b>	\$1,201.31	24" x 48" x 37-1/2"	84 lbs	<b>WRC-2448-3G</b>	\$490.02	<b>WRSC-2448-3SS</b>	\$1,306.06



**WRSC3-42-2436FS**  
24"W x 36"L x 48"H

Open Utility Carts

Corrosion-free open utility carts helps transport and deliver multiple food products from storage to aisles with easy. *Finish:* Stainless Steel

3 Sided Frame



STAINLESS MODEL NO.	DIMENSIONS W" x L"	SHIP WGT	PRICE EACH
<b>2436FS</b>	24" x 36"	8 lbs	\$127.64
<b>2448FS</b>	24" x 48"	9 lbs	\$143.02
<b>2460FS</b>	24" x 60"	10 lbs	\$149.64

MODEL NO.	DIMENSIONS W" x L" x H"	NO. OF SHELVES	SHIP WGT	SHIP WGT
<b>48" Polymer Flat Top Shelf Cart</b>				
<b>WRSC3-42-2436FS</b>	24" x 36" x 48"	3	77 lbs	\$1,267.38
<b>WRSC3-42-2448FS</b>	24" x 48" x 48"	3	88 lbs	\$1,412.36
<b>WRSC3-42-2460FS</b>	24" x 60" x 48"	3	106 lbs	\$1,599.09
<b>60" Polymer Flat Top Shelf Cart</b>				
<b>WRSC4-54-2436FS</b>	24" x 36" x 60"	4	94 lbs	\$1,462.03
<b>WRSC4-54-2448FS</b>	24" x 48" x 60"	4	108 lbs	\$1,648.36
<b>WRSC4-54-2460FS</b>	24" x 60" x 60"	4	131 lbs	\$1,901.68



**PFTC4026-33-3**  
40"L x 26"W x 32-1/2"H



19" H

**PFTC4026-33-2**  
40"L x 26"W x 32-1/2"H

**CARTS OFFER  
550 lb.  
LOAD CAPACITY**




**PC3518-33-3**  
34-1/4"L x 17-1/2"W x 32-1/2"H



7-3/8" H

7-3/8" H

**PC4026-33-3**  
40"L x 26"W x 32-1/2"H



Shown with optional Tool Holder Attachment (Tools not included)

**PC3518-33 + PCTH**  
34-1/4"L x 17-1/2"W x 32-1/2"H

**Polymer Utility Carts**

Industrial strength cart is ideal for many industrial and commercial material handling applications. Set of 2 swivel and 2 rigid 5" x 1-1/4" heavy-duty casters allow for 550 lb. load capacity. Available in two sizes with a 2 or 3 shelf combination.

Available in:  Gray

MODEL NO.	OUTSIDE DIMENSIONS L" x W" x H"	INSIDE SHELF DIMENSIONS L" x W" x H"	NO. OF SHELVES	SHIP WGT	PRICE EACH
<b>PC3518-33</b>	34-1/4" x 17-1/2" x 32-1/2"	29-1/4" x 15-1/4" x 2-5/8"	2	38 lbs	\$332.47
<b>PC3518-33-3</b>	34-1/4" x 17-1/2" x 32-1/2"	29-1/4" x 15-1/4" x 2-5/8"	3	51 lbs	\$467.27
<b>PC4026-33</b>	40" x 26" x 32-1/2"	35" x 23" x 2-5/8"	2	54 lbs	\$439.15
<b>PC4026-33-3</b>	40" x 26" x 32-1/2"	35" x 23" x 2-5/8"	3	74 lbs	\$604.54

Polymer Flat Top Shelf Cart					
<b>PFTC4026-33-2</b>	40" x 26" x 32-1/2"	35" x 23"	2	51 lbs	\$445.45
<b>PFTC4026-33-3</b>	40" x 26" x 32-1/2"	35" x 23"	3	71 lbs	\$604.54

Additional Shelves					
<b>PC3518SHELF</b>	34-1/4" x 17-1/2" x 4-3/16"	29-1/4" x 15-1/4" x 2-5/8"	1	13 lbs	\$131.98
<b>PC4026SHELF</b>	40" x 26" x 4-3/16"	35" x 23" x 2-5/8"	1	20 lbs	\$165.39

Replacement Casters					
<b>PC-CAS-SW</b>	One Replacement Swivel Caster			2 lbs	\$21.98
<b>PC-CAS-RG</b>	One Replacement Rigid Caster			2 lbs	\$16.98

\*Inside dimension for middle and bottom shelf 35" x 23" x 2-5/8"

**Plastic Cart Tool Holder Attachment**

Available in:  Red & Gray

MODEL NO.	DESCRIPTION	SHIP WGT	PRICE EACH
<b>PCTH</b>	96 Piece Tool Holder and Cart Attachment	3 lbs	\$81.86

Patent Pending





5 SIZES AND 6 COLORS AVAILABLE



QGH600



QGH700



QGH800



**AL-23** \$58.31  
2" x 3-1/2"  
Adhesive clear label holder and inserts.  
Package of 24  
(Sold separately)



Curved lip and corners provide added strength

Large label holder allows for quick part identification  
**LTR-700** \$90.07  
Clear label holders and laser label inserts slide into front label slot of all bins.  
(Sold in packages of 25)

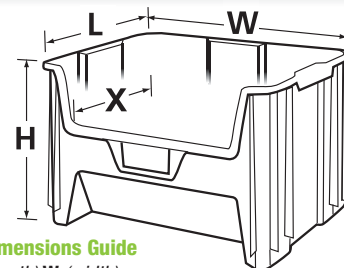


Smooth label area

Large and comfortable side grip handles allow for easy carrying and handling

**150 lb.**  
STACK CAPACITY  
PER BIN

Ribs on side of bin provide added stability when stacked



**Bin Dimensions Guide**  
L (length) W (width)  
H (height) X (inside length)

Giant Stack Containers



Multipurpose, wide open hopper front provides easy access for large part storage. Ideal for multiple applications in recycling, storing parts and components. This bin will stack up to 6 bins high creating a sturdy, tall storage system. Bins are injection molded from high density polypropylene, easy to clean, resist corrosion and are impervious to most chemicals. Large label holder allows for quick identification. Optional clear window front increases storage capacity and allows for quick identification of parts. Six 1/4" drill hole pattern on bottom of bin allow for easy hole insertion for drainage and air circulation.

**QGH700 available in:** Blue Ivory Red Black Gray Clear\*  
**QGH600 and QGH800 available in:** Blue Red Gray Clear\*

MODEL NO.	OUTSIDE DIMENSIONS L" x W" x H"	INSIDE DIMENSIONS L" x W" x H"	X"	CAP CU FT	CTN QTY	CTN WGT	PRICE EACH	WINDOW	CTN QTY	PRICE EACH
<b>QGH600</b>	17-1/2" x 10-7/8" x 12-1/2"	15-5/8" x 8" x 12-1/4"	13-1/2"	0.98	4	12 lbs	\$24.57	<b>WGH600</b>	4	\$27.91
<b>QGH700*</b>	15-1/4" x 19-7/8" x 12-7/16"	13-5/8" x 17-1/2" x 12-1/4"	11-1/2"	1.7	3	13 lbs	\$30.51	<b>WGH700</b>	3	\$28.01
<b>QGH800</b>	17-1/2" x 16-1/2" x 12-1/2"	15-5/8" x 13-3/4" x 12-1/4"	13-1/2"	1.6	2	8 lbs	\$32.90	<b>WGH800</b>	2	\$17.49

\*For clear bins add 15%

Mobile Giant Stack Containers



- Ideal for transport of heavy and bulky parts
- Container comes with 4 swivel, 3" polyurethane casters, all with brakes, allowing for up to 250 lb. mobile load capacity
- Containers can stack with casters in place

QGH705MOB



QGH805MOB



**CLEAR PLASTIC WINDOW FRONT**  
Increases bin capacity and provides a quick view of the bin contents.  
(Sold separately)

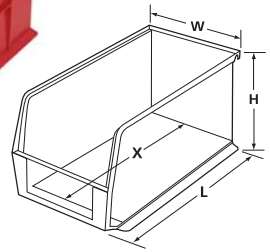
**QGH705MOB available in:** Blue Ivory Red Black Gray Clear\*\*  
**QGH805MOB available in:** Blue Red Gray Clear\*\*

MODEL NO.	OUTSIDE DIMENSIONS L" x W" x H"	INSIDE DIMENSIONS L" x W" x H"	X"	CAP CU FT	CTN QTY	CTN WGT	PRICE EACH	WINDOW	CTN QTY	PRICE EACH
<b>QGH705MOB</b>	15-1/4" x 19-7/8" x 12-7/16"	13-5/8" x 17-1/2" x 12-1/4"	11-1/2"	1.7	3	22 lbs	\$81.53	<b>WGH700</b>	3	\$28.01
<b>QGH805MOB</b>	17-1/2" x 16-1/2" x 12-1/2"	15-5/8" x 13-3/4" x 12-1/4"	13-1/2"	1.6	2	17 lbs	\$84.24	<b>WGH800</b>	2	\$17.49

\*With caster, overall height for mobile container will be increased by 3" \*\*For clear bins add 15%



**23 SIZES AND 8 COLORS AVAILABLE**  
THE LARGEST SELECTION ANYWHERE



Ultra Stack and Hang Bins



**HEAVY-DUTY**  
LIFETIME USE

Bin Dimensions Guide  
L (length) W (width)  
H (height) X (inside length)

Organize your inventory with these strong bins, manufactured of FDA approved materials. Front, back and side grips for easy handling. Built-in rear hanger allows bins to hang from louvered panels or rails. Optional clear injection molded crystal styrene window front increases bin capacity and provides quick view of bin contents. Dividers maximize flexibility and keep contents organized. Wide stacking ledge and anti-slide lock keep stacked bins steady and prevent forward shifting. Water, rust, and corrosion proof. Easily cleaned with soap and water and impervious to most chemicals. Large molded front label slots for ID labels. Autoclavable up to 250°F and resistant to extreme cold. Guaranteed not to break or crack under normal load conditions.

QUS210, QUS220, QUS224, QUS230, QUS234, QUS240, QUS250, QUS265, QUS270

Available in: Blue Green Ivory Red Yellow Black Clear\*\*\*

also available in: Stone


MODEL NO.	OUTSIDE DIMENSIONS L" x W" x H"	INSIDE DIMENSIONS L" x W" x H"	X"	CTN QTY	CTN WGT	BIN LOAD CAP**	PRICE EACH	CLEAR WINDOW	CTN QTY	PRICE EACH	DIVIDER*** & CROSS DIVIDER	CTN QTY	DIVIDER SLOTS	PRICE EACH	CLEAR LABEL HOLDER & INSERT	PRICE EACH	CLEAR LID	CTN QTY	PRICE EACH
QUS200	5" x 4-1/8" x 3"	4-3/8" x 3-7/16" x 2-13/16"	3-1/2"	24	5 lbs	13 lbs	\$2.39	-	-	-	DUS200	6	1	\$11.25	LTR-1300	\$73.62	-	-	-
QUS210	5-3/8" x 4-1/8" x 3"	4-3/4" x 3-7/16" x 2-13/16"	4"	24	6 lbs	15 lbs	\$2.50	-	-	-	DUS210	6	1	\$11.97	LTR-1300	\$73.62	COV210	24	\$2.37
QUS220	7-3/8" x 4-1/8" x 3"	6-3/4" x 3-7/16" x 2-13/16"	6"	24	8 lbs	15 lbs	\$4.11	-	-	-	DUS220	6	1	\$13.22	LTR-1300	\$73.62	COV220	24	\$3.20
QUS221	9-1/4" x 6" x 5"	8-1/2" x 5-1/8" x 4-1/2"	7-1/4"	12	6 lbs	25 lbs	\$5.66	WUS221	12	\$28.71	DUS221	6	1	\$17.89	LTR-1754	\$79.03	-	-	-
QUS224	10-7/8" x 4-1/8" x 4"	10-1/4" x 3-3/16" x 3-3/4"	9"	12	8 lbs	35 lbs	\$6.20	WUS224	12	\$29.26	DUS224	6	1	\$19.29	LTR-1253	\$63.20	COV224	12	\$4.17
QUS230	10-7/8" x 5-1/2" x 5"	10-1/4" x 4-3/8" x 4-3/4"	9"	12	10 lbs	35 lbs	\$14.89	WUS230/234	12	\$29.86	DUS230/235	6	1	\$19.03	LTR-1754	\$79.03	COV230	12	\$6.11
QUS232	5-3/8" x 11" x 3"	4-3/4" x 10-1/8" x 2-13/16"	4"	8	5 lbs	35 lbs	\$10.41	-	-	-	DUS210	6	3	\$11.97	LTR-1300	\$73.62	COV232	8	\$6.77
QUS234	14-3/4" x 5-1/2" x 5"	14-1/16" x 4-3/8" x 4-3/4"	12-13/16"	12	14 lbs	55 lbs	\$13.22	WUS230/234	12	\$29.86	DUS234	6	1	\$24.06	LTR-1754	\$79.03	-	-	-
QUS235	10-7/8" x 11" x 5"	10-1/4" x 10" x 4-3/4"	9"	6	10 lbs	55 lbs	\$16.87	WUS235	6	\$21.40	DUS230/235	6	3	\$19.03	LTR-1754	\$79.03	COV235	6	\$9.06
QUS236	7-3/8" x 11" x 3"	6-3/4" x 10-1/8" x 2-13/16"	6"	8	9 lbs	35 lbs	\$16.87	-	-	-	DUS220	6	3	\$13.22	LTR-1300	\$73.62	COV236	8	\$7.60
QUS238	18" x 5-1/2" x 5"	17-1/8" x 4-3/8" x 4-3/4"	15-7/8"	12	16 lbs	45 lbs	\$24.26	WUS230/234	12	\$29.86	DUS238 CRDUS238	6	1	\$46.54	LTR-1754	\$79.03	COV238	12	\$10.20
QUS239	10-3/4" x 8-1/4" x 7"	10" x 6-9/16" x 6-3/4"	8"	6	10 lbs	55 lbs	\$17.14	WUS239/240	6	\$19.57	DUS239	6	1	\$28.03	LTR-1754	\$79.03	COV239	6	\$7.08
QUS240	14-3/4" x 8-1/4" x 7"	14" x 6-9/16" x 6-3/4"	12"	12	24 lbs	65 lbs	\$21.66	WUS239/240	6	\$19.57	DUS240/250	6	1	\$28.14	LTR-1754	\$79.03	COV240	12	\$8.43
QUS241	13-5/8" x 8-1/4" x 6"	12-1/2" x 6-3/4" x 5-3/8"	11-1/8"	12	22 lbs	65 lbs	\$20.11	WUS241	12	\$38.57	DUS241	6	1	\$27.89	LTR-1754	\$79.03	-	-	-
QUS242	13-5/8" x 8-1/4" x 8"	12-1/2" x 6-3/4" x 7-3/8"	11-1/8"	12	25 lbs	65 lbs	\$21.86	WUS242	12	\$45.09	DUS242	6	1	\$32.40	LTR-1754	\$79.03	-	-	-
QUS245	10-7/8" x 16-1/2" x 5"	9-3/4" x 15" x 4-3/4"	9"	6	13 lbs	65 lbs	\$23.77	WUS245	6	\$42.51	DUS245	6	3	\$19.97	LTR-1754	\$79.03	-	-	-
QUS248	18" x 8-1/4" x 7"	17" x 6-1/2" x 6-1/2"	15-1/4"	6	19 lbs	80 lbs	\$39.26	WUS239/240	6	\$19.57	DUS248 CRDUS248	6	1	\$57.56	LTR-1754	\$79.03	COV248	6	\$12.81
QUS250	14-3/4" x 16-1/2" x 7"	14" x 14-3/4" x 6-3/4"	12"	6	21 lbs	80 lbs	\$30.40	WUS250	6	\$43.23	DUS240/250	6	3	\$28.14	LTR-1754	\$79.03	-	-	-
QUS255	16" x 11" x 8"	15-1/8" x 10" x 7-3/4"	11-5/8"	4	14 lbs	80 lbs	\$31.76	WUS255	4	\$23.94	DUS255	6	3	\$56.06	LTR-1754	\$79.03	-	-	-
QUS260	18" x 11" x 10"	17" x 9-1/2" x 9-3/4"	14-3/16"	4	17 lbs	80 lbs	\$46.94	WUS260	4	\$24.40	DUS260	6	3	\$28.71	LTR-1754	\$79.03	-	-	-
QUS265	18" x 8-1/4" x 9"	17-1/8" x 6-3/4" x 8-1/4"	14-1/2"	6	17 lbs	65 lbs	\$36.13	WUS265	6	\$34.09	DUS265	6	1	\$50.69	LTR-1754	\$79.03	-	-	-
QUS270	18" x 16-1/2" x 11"	17-1/8" x 14-3/4" x 10-1/4"	14"	3	16 lbs	80 lbs	\$51.46	WUS270	3	\$25.77	DUS270 CRDUS270	6	3	\$65.60	LTR-2400	\$79.03	-	-	-
QUS275MOB	18" x 16-1/2" x 11"***	17-1/8" x 14-3/4" x 10-1/4"	14"	3	25 lbs	-	\$99.75	WUS270	3	\$25.77	DUS270 CRDUS270	6	3	\$65.60	LTR-2400	\$79.03	-	-	-

\*When attached to panels or rails \*\*With casters, overall height is 14" \*\*\*For clear dividers add CL suffix to divider Model No. DUS200CL. For clear bins and dividers add 15%





# 13 SIZES AND 7 COLORS AVAILABLE



## LOW COST, LONG LASTING, UNBREAKABLE, REUSABLE 4" HIGH BINS



**Extended Label Holders**  
simplify identification



Optional extended label holders are designed for larger bar code scanning. Label holders fit all Shelf Bins (except QSB100).

MODEL NO.	DESCRIPTION	DIMENSIONS W" x H"	CTN QTY	PRICE EACH
ELH410	10° Angle	4" x 2-1/4"	24	\$60.11
ELH445	45° Angle	4" x 2-1/4"	24	\$60.11



**LTR-0813** \$61.95  
Clear Label Holder & Insert  
Clear label holders and laser label inserts. Package of 25. Label holders fit all bins (except QSB100).

### Divider Label Tab

Divider Label Tabs attach to existing dividers to improve the visibility of bin labels and scanning of barcodes. Package of 6.



DLT-6 \$6.25

### Economy 4" Shelf Bins



Quantum's tough, durable, high density Economy Shelf Bins are the industry standard for quality. These durable polypropylene bins feature a molded-in label holder, built-in rear hanglock which allows bins to tilt out for complete access when on shelving. A wide hopper front allows complete access to the contents of the bin. Edges are reinforced for added strength. They are designed for 12", 18" and 24" deep shelf units, racks or standard shelving. Bins are impervious to most chemicals.

Available in: ■ Blue ■ Green ■ Ivory ■ Red ■ Yellow ■ Black ■ Clear\*

MODEL NO.	OUTSIDE DIMENSIONS L" x W" x H"	INSIDE DIMENSIONS L" x W" x H"	CTN QTY	CTN WGT	PRICE EACH	DIVIDER		NO. OF BIN CUPS PER BIN	
						CTN QTY	PRICE EACH	QBC111	QBC112
QSB100	11-5/8" x 2-3/4" x 4"	10-1/4" x 1-5/8" x 4"	36	13 lbs	\$3.03	-	-	3	0
QSB101	11-5/8" x 4-1/8" x 4"	10-1/4" x 3" x 4"	36	17 lbs	\$3.64	DSB101	50 \$61.54	6	2
QSB102	11-5/8" x 6-5/8" x 4"	10-1/4" x 5-1/2" x 4"	30	18 lbs	\$7.50	DSB102	50 \$66.74	9	4
QSB107	11-5/8" x 8-3/8" x 4"	10-1/4" x 7-1/8" x 4"	20	15 lbs	\$6.25	DSB107	50 \$155.36	12	4
QSB109	11-5/8" x 11-1/8" x 4"	10-1/4" x 10" x 4"	8	7 lbs	\$8.40	DSB109	50 \$181.28	18	6
QSB103	17-7/8" x 4-1/8" x 4"	16-1/2" x 3" x 4"	20	13 lbs	\$5.31	DSB103	50 \$61.54	9	3
QSB104	17-7/8" x 6-5/8" x 4"	16-1/2" x 5-1/2" x 4"	20	16 lbs	\$7.08	DSB104	50 \$66.74	15	6
QSB108	17-7/8" x 8-3/8" x 4"	16-1/2" x 7-1/8" x 4"	10	11 lbs	\$9.48	DSB108	50 \$155.36	19	6
QSB110	17-7/8" x 11-1/8" x 4"	16-1/2" x 10" x 4"	8	11 lbs	\$13.89	DSB110	50 \$181.28	29	8
QSB105	23-5/8" x 4-1/8" x 4"	22-1/8" x 3" x 4"	16	13 lbs	\$9.14	DSB105	50 \$61.54	13	4
QSB106	23-5/8" x 6-5/8" x 4"	22-1/8" x 5-1/2" x 4"	8	9 lbs	\$13.74	DSB106	50 \$66.74	21	8
QSB114	23-5/8" x 8-3/8" x 4"	22-1/8" x 7-1/8" x 4"	6	9 lbs	\$15.49	DSB114	50 \$155.36	24	8
QSB116	23-5/8" x 11-1/8" x 4"	22-1/8" x 10" x 4"	6	10 lbs	\$19.00	DSB116	50 \$181.28	35	16

\*For clear bins add 15%



### Dividers and Bin Cups



Optional dividers fit snugly, horizontally across bins and are uniquely designed to allow for easy part labeling via individual label slots. All bins can accommodate up to 7 dividers.

Bin cups have a raised, slotted label holder for easy parts identification. The entire bin cup may be removed for easy part retrieval. Available in 2 sizes and 2 colors.

Available in: ■ Blue ■ Yellow

MODEL NO.	OUTSIDE DIMENSIONS L" x W" x H"	CTN QTY	CTN WGT	PRICE EACH
QBC111	3-1/4" x 1-3/4" x 3"	48	4 lbs	\$0.91
QBC112	5-1/8" x 2-3/4" x 3"	48	7 lbs	\$1.69



# ATTACHED TOP DISTRIBUTION CONTAINERS



Stronger corner design means increased durability which translates to fewer damaged containers

Secure plastic hinges make containers safer to handle and easier to recycle at end-of-life

## 9 SIZES AVAILABLE

Enhanced nesting lug increases strength when stacking nested containers

Redesigned lid features additional ribbing in critical impact areas



**NEW** PLASTIC HINGE generation plastic hinge



## STRONG, RELIABLE, REUSABLE TOTES



### Polymer Dolly

**DLY-2415** Dolly with 1" Ledge, available in Black. 1,000 lb. load capacity. Interior Dimensions 24"L x 15"W Exterior Dimensions 28"L x 18-1/2"W

MODEL NO.	DESCRIPTION	CTN WGT	PRICE EACH
<b>DLY-2415</b>	Dolly with 1" Ledge	14 lbs	\$360.59

Bins sold separately



**QDL-2115** \$59.98


Distribution container has an optional 3" x 5" adhesive clear label holder and insert which attaches securely for easy part identification. Package of 24.

**NEW**  
**STRONGER DESIGN**

### Heavy-Duty Attached Top Containers - Perfect for distribution and supply centers



Strong, reliable and reusable totes are ideal for storage, distribution and order picking. Tops are permanently attached with hinges that interlock for stacking strength and security. Stack for maximized storage and nest when empty. Textured, non-slip bottom ensures smooth conveying. Ergonomically designed handles allow for easy lifting. Recessed lids ensure maximum load stability. Padlock eye provides security option allowing lids to be fastened and/or locked. Molded from high density, FDA approved polyethylene. Lids close securely to protect parts from dust or damage.



## CUSTOM COLORS AVAILABLE

call for details

**HOT STAMPING AVAILABLE**

call for details



MODEL NO.	OUTSIDE DIMENSIONS		INSIDE DIMENSIONS		Available in: <input type="checkbox"/> Gray <input type="checkbox"/> Custom						
	TOP L" x W"	BOTTOM L" x W"	TOP L" x W"	BOTTOM L" x W"	CONTAINER HEIGHT	VOLUME (CU FT)	CAP GAL	STACK CAP/ QTY STACKED	SHIP WGT	PRICE EACH	
<b>QDC2012-7</b>	19-5/8" x 11-9/16"	17" x 9-1/4"	17-9/16" x 9-13/16"	16-1/4" x 8-5/8"	7-1/2"	0.50	8.75	45 lbs/7	4 lbs	\$52.27	
<b>QDC2115-9</b>	21-3/4" x 14-7/8"	18-15/16" x 13-1/8"	19-5/8" x 14"	18-3/8" x 12-9/16"	9-5/8"	1.27	9.50	65 lbs/5	6 lbs	\$60.18	
<b>QDC2115-12</b>	21-3/4" x 15"	18-9/16" x 12-5/8"	19-3/4" x 14"	18" x 12-1/4"	12-3/4"	1.67	12.50	75 lbs/5	7 lbs	\$61.12	
<b>QDC2115-17</b>	21-7/8" x 15-1/8"	18-3/8" x 12-7/8"	20" x 14-1/2"	17-7/8" x 12-1/2"	17-1/4"	2.31	17.25	100 lbs/3	8 lbs	\$104.13	
<b>QDC2213-12**</b>	22-1/8" x 12-5/8"	18-7/8" x 10-7/8"	19-7/8" x 12"	18-1/2" x 10-1/8"	11-7/8"	1.42	12.25	75 lbs/5	6 lbs	\$70.49	
<b>QDC2420-12*</b>	23-7/8" x 19-3/8"	21-1/4" x 17-5/16"	22-1/4" x 18"	20-5/8" x 16-5/8"	12-1/2"	2.44	18.25	85 lbs/5	8 lbs	\$89.34	
<b>QDC2717-12</b>	27-5/16" x 16-9/16"	24-1/4" x 14-1/2"	25-1/8" x 15-3/8"	23-3/8" x 13-3/4"	12-1/2"	2.50	18.75	100 lbs/4	8 lbs	\$86.22	
<b>QDC2515-14</b>	25-3/8" x 16-1/4"	22-1/4" x 13-1/4"	23-1/8" x 14-1/4"	21-5/8" x 12-5/8"	14-1/8"	2.20	16.50	100 lbs/4	8 lbs	\$93.40	
<b>QDC2820-15*</b>	28-1/8" x 20-5/8"	25-3/8" x 18-3/4"	25-7/8" x 19-3/4"	25-1/8" x 18"	15-5/8"	4.00	29.92	100 lbs/4	13 lbs	\$146.51	

\*Cannot be used on DLY-2415, use with DLY-3018 Dolly \*\*Manufactured with metal hinge





## 9 SIZES AND 4 COLORS AVAILABLE

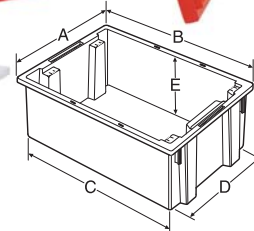


### Genuine stack and nest totes



These heavy-duty, tough, and dependable stack and nest totes are the ultimate reusable container for storing and transporting your valuable items in any application. These proven containers are available in nine sizes and three colors for efficiency and inventory control.

**NEW**  
**CLEAR**  
**COLOR**



**Bin Inside Dimensions Guide**  
A (top width) B (top length) E (height)  
C (bottom length) D (bottom width)

Available in: ■ Blue ■ Gray ■ Red ■ Clear\*

MODEL NO.	OUTSIDE DIMENSIONS L" x W" x H"	A	B	C	D	E	CAPACITY (CU FT)	CTN QTY	CTN WGT	PRICE EACH	LID	CTN QTY	PRICE EACH
snt180	18" x 11" x 6"	10"	16"	15-1/4"	9-3/8"	5-7/8"	0.50	6	12 lbs	\$17.91	LID181	6	\$12.08
snt185	18" x 11" x 9"	10"	16"	15-1/8"	9-1/8"	8-7/8"	0.76	6	15 lbs	\$21.66	LID181	6	\$12.08
snt190	19-1/2" x 15-1/2" x 10"	14-1/2"	17"	16"	13-1/4"	9-7/8"	1.20	6	23 lbs	\$33.63	LID191	6	\$18.64
snt195	19-1/2" x 15-1/2" x 13"	14-1/2"	17"	15-7/8"	13-3/8"	12-7/8"	1.70	6	26 lbs	\$34.88	LID191	6	\$18.64
snt200	19-1/2" x 13-1/2" x 8"	12-3/8"	17-7/8"	16-3/8"	11-1/2"	7-7/8"	0.80	6	19 lbs	\$29.57	LID201	6	\$18.12
snt225	23-1/2" x 19-1/2" x 10"	18-1/4"	20-7/8"	19-3/8"	16-7/8"	9-7/8"	2.00	3	18 lbs	\$48.52	LID231	3	\$27.70
snt230	23-1/2" x 19-1/2" x 13"	18-1/8"	20-7/8"	19-1/2"	16-7/8"	12-7/8"	2.60	3	22 lbs	\$57.79	LID231	3	\$27.70
snt240	23-1/2" x 15-1/2" x 12"	14-1/4"	20-7/8"	19-5/8"	13"	11-7/8"	1.70	3	18 lbs	\$45.92	LID241	3	\$25.51
snt300	29-1/2" x 19-1/2" x 15"	18-1/4"	26-5/8"	25-1/8"	16-5/8"	14-7/8"	3.70	3	31 lbs	\$99.34	LID301	3	\$36.65
snh010	Clear Label Holder - 3" x 5" (Fits all tote sizes)								6	1 lb	\$21.87	-	-

\*For clear bins add 15%



snh010 \$21.87

All nine sizes of totes have ability to use our optional 3" x 5" clear label holder. It securely attaches to tote with or without lid for easy part identification.



AL-35 \$89.76

3" x 5" Clear Adhesive Label Holder and Inserts attaches securely to container for easy part identification. Package of 24.



Optional lid snaps on tightly and securely to protect container contents. As pictured, lids can be fastened and locked for added security.

### stack and nest totes PERFORMANCE FEATURES:

- Available in 9 sizes
- Standard colors: Blue, Gray and Red
- Totes are injection molded from high-density polypropylene material and are manufactured from FDA and USDA approved materials
- stack and nest totes will not corrode, bend out of shape, are unaffected by chemicals and are waterproof
- Reusable container will stack with or without lids for maximum storage and shipping
- snt's have the unique ability to stack or they can be turned 180° to nest when empty saving valuable space
- Optional lids for totes can be secured with nylon ties
- Textured bottoms ensure safe and easy, non-slip grip in transit on conveyors

### LIGHTWEIGHT, HEAVY-DUTY HDPE SIMPLE SNAP-TOGETHER DESIGN

#### Polymer Dunnage Rack

MODEL NO.	DIMENSIONS W" x L" x H"	SHIP WGT	PRICE EACH
<b>Ventilated Top</b>			
362412DPP	24" x 36" x 12"	13 lbs	\$198.89
363612DPP	36" x 36" x 12"	22 lbs	\$301.36
482412DPP	24" x 48" x 12"	19 lbs	\$338.42
662412DPP	24" x 66" x 12"	23 lbs	\$340.96
663612DPP	36" x 66" x 12"	37 lbs	\$523.00
962412DPP	24" x 96" x 12"	34 lbs	\$407.28
963612DPP	36" x 96" x 12"	53 lbs	\$584.36
<b>Solid Top</b>			
362412DPS	24" x 36" x 12"	17 lbs	\$239.97
363612DPS	36" x 36" x 12"	26 lbs	\$321.24
482412DPS	24" x 48" x 12"	21 lbs	\$370.29
662412DPS	24" x 66" x 12"	28 lbs	\$387.69
663612DPS	36" x 66" x 12"	49 lbs	\$556.18
962412DPS	24" x 96" x 12"	41 lbs	\$496.88
963612DPS	36" x 96" x 12"	64 lbs	\$747.62



**500-2,700 lb. LOAD CAPACITY**



Solid Top



Ventilated Top



**Polymer Dunnage Rack**

Custom order product. Call for freight and lead-time



## Latch Containers & Wire Shelving System - Complete Packages



**NEW**

Quantum's new Latch Containers feature heavy-duty latches on each end that snap lock providing a tight and secure fit. Once latch is engaged parts inside are fully protected from dirt or getting wet. These durable and ultra-strong containers can hold up to 75 lbs. Injection molded from durable, high impact polypropylene. Lids feature reinforced ribs that allow totes to safely and securely stack on top of each other.

Available in: ■ Black ■ Clear\*

MODEL NO.	OUTSIDE DIMENSIONS L" x W" x H"	INSIDE TOP DIMENSIONS L" x W" x H"	INSIDE BOTTOM DIMENSIONS L" x W"	CAP GAL	CTN QTY	CTN WGT	PRICE EACH	LID	CTN QTY	PRICE EACH
<b>LC191507BK</b>	21" x 15-7/8" x 7-3/4"	18-3/8" x 14-5/8" x 7-1/4"	15-7/8" x 12-7/8"	7.03	6	12 lbs	\$24.05	<b>LID1915BK</b>	6	\$23.22
<b>LC191507CL</b>	21" x 15-7/8" x 7-3/4"	18-3/8" x 14-5/8" x 7-1/4"	15-7/8" x 12-7/8"	7.03	6	12 lbs	\$28.63	<b>LID1915CL</b>	6	\$26.34

\*For clear bins add 15%



**LID1915BK and LID1915CL**  
Latch Container Lid



**LC191507CL**  
and **LID1915CL**

### CONTAINERS HOLD UP TO 75 lbs.



**LC191507BK**  
and **LID1915BK**



**LC191507CL**  
Containers Nesting



**LC191507CL**  
and **LID1915CL**  
Containers Stacked with Lid



**WR6-191507CL** \$1,029.30  
21"W x 36"L x 74"H  
6 shelves with 12 **LC191507CL**  
and 12 **LID1915CL**



**WR6-191507BK** \$936.83  
21"W x 36"L x 74"H  
6 shelves with 12 **LC191507BK**  
and 12 **LID1915BK**



### MOBILIZE YOUR WIRE SHELVING

**DB - Donut Bumper** \$3.84  
Non-marking donut bumper used to protect walls and help cushion impact.

**WR-00H (Mobile Kit)\*** \$132.50  
Set of four swivel polyurethane 5" x 1-1/4" casters, two with brakes. Can be used with all units shown. 1,200 lb. load capacity. \*Mobile kits recommended only for shelves 18" and wider.



Cross Stack Tubs



5 SIZES AND 5 COLORS AVAILABLE

Manufactured from approved USDA/FDA materials, tote nests when empty or can be turned 90° to cross stack. Easy access to items when stacked. Injection molded from durable, high impact polypropylene. Easy to clean. Built in handle grips and bottom grooves makes handling easy. Holds up to 100 lb. 1/4" drill hole pattern on bottom of bin allows for easy hole insertion for optional air flow and drainage.

Available in:  Blue  Gray  White

\*Also available in:  Red  Yellow

MODEL NO.	OUTSIDE DIMENSIONS L" x W" x H"	INSIDE BOTTOM DIMENSIONS L" x W"	CAP GAL	CTN QTY	CTN WGT	PRICE EACH	LID	CTN QTY	PRICE EACH
TUB1711-8	17-1/4" x 11" x 8"	13" x 7-1/2"	3.85	6	14 lbs	\$19.22	LID1711	6	\$13.95
TUB1711-12	17-1/4" x 11" x 12"	12-5/8" x 7"	5.51	6	17 lbs	\$28.89	LID1711	6	\$13.95
TUB2417-8	23-3/4" x 17-1/4" x 8"	19-5/8" x 13-3/4"	9.81	6	25 lbs	\$39.80	LID2417	6	\$22.49
TUB2417-12	23-3/4" x 17-1/4" x 12"	18-7/8" x 13-1/4"	14.38	6	30 lbs	\$45.86	LID2417	6	\$22.49
TUB2516-8*	25-1/8" x 16" x 8-1/2"	20-1/2" x 13-3/8"	9.75	6	20 lbs	\$33.60	LID2516-8*	6	\$22.06
SNH010	Six Clear Label Holders - 3" x 5"			6	1 lb	\$21.87	-	-	-



TUB2516-8\* Nesting and Cross Stack Tubs



LID2516-8\* Optional lid keeps stored items dust free. Tubs can still stack or cross stack with lids in place.



QuanTub Nesting Tote



Manufactured of approved USDA/FDA materials, this tote is ideal in food service and storage and general product handling. Strong and durable tote is injection molded from high-density polypropylene. Each tote can hold up to 100 lb. Lightweight and economical tote is easy to clean. Rolled top rim for comfortable grip. Rounded corners add strength to stress points. Totes nest when empty and prevent jamming with rib top. 1/4" drill hole pattern on bottom of bin allows for easy hole insertion for optional air flow and drainage.

Available in:  Blue  Gray

MODEL NO.	OUTSIDE DIMENSIONS L" x W" x H"	INSIDE BOTTOM DIMENSIONS A" x B"	CAP GAL	CTN QTY	CTN WGT	PRICE EACH
TUB2419-9	24-1/2" x 19" x 9-1/2"	20-1/4" x 15-1/4"	14.6	6	33 lbs	\$44.25



TUB2419-9 Nesting

Polymer Dolly

DLY-3018 is 30"L x 18"W with padded rubber trim, available in Blue. Set of four 4" x 1-1/4" non-marking swivel poly casters. 1,000 lb. load capacity.

MODEL NO.	DESCRIPTION	CTN WGT	PRICE EACH
DLY-3018	Dolly with Padded Rubber Trim	19 lbs	\$228.66
HANDLE-DLY	32" Dolly Pull Rod with Handle	2 lbs	\$20.83



ATTACHED PULL RING allows dolly to be pulled with ease



HANDLE-DLY Dolly Pull Rod



## Work Station Carts - The ideal work-in-process cart

The sloped shelves allow for high visibility, productive rotations and gravity feed. **Cart Finish:** Chrome

Each unit consists of:

- 2 - 34" longer back posts
- 2 - 29" shorter front posts
- 1 - flat wire shelf
- 1 - slanted wire shelf
- 4 - 5" swivel thermoplastic resin casters, 2 with brakes
- 4 - donut bumpers



**M1836SL34C**  
Shown with Bins  
(Bins are sold separately)

MOBILE MODEL NO.	SHELF DIMENSIONS W" x L"	NO. OF SHELVES	SHIP WGT	PRICE EACH
<b>40"H - Work Station Carts</b>				
<b>M1836SL34C</b>	18" x 36"	2	38 lbs	\$314.99
<b>M1848SL34C</b>	18" x 48"	2	48 lbs	\$347.93
<b>M2436SL34C</b>	24" x 36"	2	44 lbs	\$342.77
<b>M2448SL34C</b>	24" x 48"	2	50 lbs	\$388.28

## Slanted Shelf Carts - Stationary and Mobile

Stationary and Mobile Slanted Shelf units create a unique combination of modular components to enhance supply distribution applications. The sloped shelves allow for high visibility, productive rotations and gravity feed. **(Note: Build a system with your bin requirements or consult a product specialist for appropriate components)**

Each unit consists of:

- 4 - 63" posts
- 2 - flat wire shelves
- 3 - slanted wire shelves

Each mobile unit consists of:

- 4 - 63" posts
- 2 - flat wire shelves
- 3 - slanted wire shelves
- 4 - 5" swivel thermoplastic resin casters, 2 with brakes
- 4 - donut bumpers

<b>63"H - SLANTED SHELF CARTS</b>							
<b>STATIONARY</b>				<b>MOBILE</b>			
SHELF DIMENSIONS W" x L"	NO. OF SHELVES	MODEL NO.	SHIP WGT	PRICE EACH	MODEL NO.	SHIP WGT	PRICE EACH
18" x 36"	5	<b>1836SL6C</b>	66 lbs	\$373.94	<b>M1836SL6C</b>	76 lbs	\$522.24
18" x 48"	5	<b>1848SL6C</b>	86 lbs	\$460.13	<b>M1848SL6C</b>	96 lbs	\$608.44
24" x 36"	5	<b>2436SL6C</b>	81 lbs	\$445.78	<b>M2436SL6C</b>	91 lbs	\$594.08
24" x 48"	5	<b>2448SL6C</b>	96 lbs	\$565.55	<b>M2448SL6C</b>	106 lbs	\$713.86

## COMPLETE PACKAGES WITH BINS



**MWRS-5-92060**



**WRSL6-74-1848-260**



**MWRS-7-104**

NO. OF BINS	BIN DIMENSIONS L" x W" x H"	NO. OF SHELVES	STATIONARY			MOBILE		
			MODEL NO.	SHIP WGT	PRICE EACH	MODEL NO.	SHIP WGT	PRICE EACH
<b>18"W x 36"L x 63"H - Wire Shelving System with 2 Flat Shelves and 3 Slanted Shelves</b> Includes Dividable Grid Containers Available in Blue, Gray, Red and Clear*								
12 DG92035	16-1/2" x 10-7/8" x 3-1/2"	5	<b>WRS-5-92035</b>	89 lbs	\$582.61	<b>MWRS-5-92035</b>	100 lbs	\$730.91
12 DG92060	16-1/2" x 10-7/8" x 6"	5	<b>WRS-5-92060</b>	96 lbs	\$748.79	<b>MWRS-5-92060</b>	107 lbs	\$897.10
12 DG92080	16-1/2" x 10-7/8" x 8"	5	<b>WRS-5-92080</b>	107 lbs	\$785.45	<b>MWRS-5-92080</b>	118 lbs	\$933.75
<b>18"W x 36"L x 74"H - Wire Shelving System with 2 Flat Shelves and 5 Slanted Shelves</b> Includes Economy Shelf Bins Available in Blue, Green, Ivory, Red, Yellow, Black and Clear*								
48 QSB103	17-7/8" x 4-1/8" x 4"	7	<b>WRS-7-103</b>	118 lbs	\$779.66	<b>MWRS-7-103</b>	129 lbs	\$927.96
30 QSB104	17-7/8" x 6-5/8" x 4"	7	<b>WRS-7-104</b>	110 lbs	\$737.18	<b>MWRS-7-104</b>	121 lbs	\$885.48
24 QSB108	17-7/8" x 8-3/8" x 4"	7	<b>WRS-7-108</b>	113 lbs	\$752.17	<b>MWRS-7-108</b>	124 lbs	\$900.47
18 QSB110	17-7/8" x 11-1/8" x 4"	7	<b>WRS-7-110</b>	111 lbs	\$774.78	<b>MWRS-7-110</b>	122 lbs	\$923.08
<b>18"W x 36"L x 74"H - Wire Shelving System with 2 Flat Shelves and 5 Slanted Shelves</b> Includes Euro Drawers Available in Blue, Red, Yellow and Gray								
48 QED604	17-5/8" x 3-3/4" x 4-5/8"	7	<b>WRS-7-604</b>	144 lbs	\$1,310.45	<b>MWRS-7-604</b>	155 lbs	\$1,458.76
30 QED602	17-5/8" x 5-9/16" x 4-5/8"	7	<b>WRS-7-602</b>	126 lbs	\$1,043.31	<b>MWRS-7-602</b>	137 lbs	\$1,191.61
18 QED606	17-5/8" x 8-3/8" x 4-5/8"	7	<b>WRS-7-606</b>	132 lbs	\$817.15	<b>MWRS-7-606</b>	143 lbs	\$965.45
<b>18"W x 48"L x 74"H - Wire Shelving System with 2 Flat Shelves and 4 Slanted Shelves</b> Includes Ultra Bins Available in Blue, Green, Ivory, Red, Yellow, Black and Clear*								
16 QUS260	18" x 11" x 10"	6	<b>WRSL6-74-1848-260</b>	168 lbs	\$1,273.75	<b>WRCSL6-74-1848-260</b>	179 lbs	\$1,422.05
<b>24"W x 48"L x 74"H - Wire Shelving System with 2 Flat Shelves and 4 Slanted Shelves</b> Includes Hulk 24" Containers Available in Blue, Red, Yellow and Clear*								
16 QUS953	23-7/8" x 11" x 10"	6	<b>WRSL6-74-2448-953</b>	184 lbs	\$1,623.80	<b>WRCSL6-74-2448-953</b>	195 lbs	\$1,772.10

\*For clear bins add 10%

**1,200 lb.**  
**MOBILE LOAD CAPACITY**





**HULK 24" Container Wire Shelving Systems - Complete Packages**

**800 lb. LOAD CAPACITY PER SHELF**



**WR8-950** \$2,036.21  
24"W x 36"L x 74"H  
8 shelves and 28 QUS950  
23-7/8"L x 8-1/4"W x 7"H bins



**WR7-951** \$1,786.59  
24"W x 36"L x 74"H  
7 shelves and 24 QUS951  
23-7/8"L x 8-1/4"W x 9"H bins



**WR8-952** \$1,704.57  
24"W x 36"L x 74"H  
8 shelves and 21 QUS952  
23-7/8"L x 11"W x 7"H bins



**WR6-953** \$1,283.22  
24"W x 36"L x 74"H  
6 shelves and 15 QUS953  
23-7/8"L x 11"W x 10"H bins



**WR6-954** \$1,052.58  
24"W x 36"L x 74"H  
6 shelves and 10 QUS954  
23-7/8"L x 16-1/2"W x 11"H bins



**WR5-955** \$934.16  
24"W x 42"L x 74"H  
5 shelves and 8 QUS955  
23-7/8"L x 18-1/4"W x 12"H bins



**NEW**  
**WR6-957** \$1,445.13  
24"W x 48"L x 74"H  
6 shelves and 10 QUS957  
23-7/8"L x 22-1/2"W x 12"H bins



**WR7-20-MIX** \$1,535.72  
24"W x 36"L x 74"H  
7 shelves and 8 QUS950  
23-7/8"L x 8-1/4"W x 7"H bins  
and 3 QUS952  
23-7/8"L x 11"W x 7"H bins  
and 4 QUS951  
23-7/8"L x 8-1/4"W x 9"H bins  
and 3 QUS953  
23-7/8"L x 11"W x 10"H bins  
and 2 QUS954 bins  
23-7/8"L x 16-1/2"W x 11"H bins



**MOBILIZE YOUR WIRE SHELVING**

**DB - Donut Bumper** \$3.84  
Non-marking donut bumper used to protect walls and help cushion impact.

**WR-00H (Mobile Kit)\*** \$132.50  
Set of four swivel polyurethane 5" x 1-1/4" casters, two with brakes. Can be used with all units shown. 1,200 lb. load capacity. \*Mobile kits recommended only for shelves 18" and wider.



**HULK**  
containers

Bins available in: Blue Red Yellow Clear\* (One color per unit) \*For clear bins add 10%





**Economy 4" Shelf Bin Wire Shelving Systems Complete Packages**

Bins available in: ■ Blue ■ Green ■ Ivory ■ Red ■ Yellow  
■ Black ■ Clear\* (One color per unit)

MODEL NO.	NO. OF BINS	BIN DIMENSIONS L" x W" x H"	SHIP WGT	PRICE EACH
<b>12"W x 36"L x 74"H - 12 Shelf Systems</b>				
WR12-101	88 QSB101	11-5/8" x 4-1/8" x 4"	120 lbs	\$800.07
WR12-102	55 QSB102	11-5/8" x 6-5/8" x 4"	116 lbs	\$891.70
WR12-107	44 QSB107	11-5/8" x 8-3/8" x 4"	117 lbs	\$754.25
WR12-109	33 QSB109	11-5/8" x 11-1/8" x 4"	119 lbs	\$756.56
<b>18"W x 36"L x 74"H - 12 Shelf Systems</b>				
WR12-103	88 QSB103	17-7/8" x 4-1/8" x 4"	176 lbs	\$1,067.00
WR12-104	55 QSB104	17-7/8" x 6-5/8" x 4"	165 lbs	\$989.11
WR12-108	44 QSB108	17-7/8" x 8-3/8" x 4"	170 lbs	\$1,016.60
WR12-110	33 QSB110	17-7/8" x 11-1/8" x 4"	168 lbs	\$1,058.05
<b>24"W x 36"L x 74"H - 12 Shelf Systems</b>				
WR12-105	88 QSB105	23-5/8" x 4-1/8" x 4"	228 lbs	\$1,542.00
WR12-106	55 QSB106	23-5/8" x 6-5/8" x 4"	218 lbs	\$1,493.63
WR12-114	44 QSB114	23-5/8" x 8-3/8" x 4"	222 lbs	\$1,419.24
WR12-116	33 QSB116	23-5/8" x 11-1/8" x 4"	206 lbs	\$1,364.68

\*For clear bins add 10%

**Economy 4" Complete Bin Center**

Complete bin systems are available with 4 different size bin options on a 12"W x 36"L x 36"H unit. This all-purpose bin center is an economical high density storage system that provides easy visibility to stored contents.

- Easy boltless assembly
- Wire allows air to circulate as well as provides ideal product visibility
- Durable chrome finish ensures years of heavy-duty dependability and service

Bins available in: ■ Blue ■ Green ■ Ivory ■ Red ■ Yellow  
■ Black ■ Clear\* (One color per unit)

MODEL NO.	NO. OF BINS	BIN DIMENSIONS L" x W" x H"	SHIP WGT	PRICE EACH
<b>12"W x 36"L x 36"H - 6 Shelf Systems</b>				
WR6-36-1236-101	40 QSB101	11-5/8" x 4-1/8" x 4"	63 lbs	\$390.22
WR6-36-1236-102	25 QSB102	11-5/8" x 6-5/8" x 4"	50 lbs	\$431.87
WR6-36-1236-107	20 QSB107	11-5/8" x 8-3/8" x 4"	62 lbs	\$369.39
WR6-36-1236-109	15 QSB109	11-5/8" x 11-1/8" x 4"	64 lbs	\$370.44

\*For clear bins add 10%



WR6-36-1236-102



WR12-101



WR12-102



WR12-107

**COMPLETE PACKAGES WITH BINS**



**800 lb. LOAD CAPACITY PER SHELF**



**MOBILIZE YOUR WIRE SHELVING**

**DB - Donut Bumper** \$3.84  
 Non-marking donut bumper used to protect walls and help cushion impact.

**WR-00H (Mobile Kit)\*** \$132.50  
 Set of four swivel polyurethane 5" x 1-1/4" casters, two with brakes. Can be used with all units shown. 1,200 lb. load capacity. \*Mobile kits recommended only for shelves 18" and wider.





**Bin Transport Cart**



Modular in design, the Bin Transport Cart provides an integrated system to transfer items. Carts enable you to color code, hold or transport inventories and supplies. Ideal for use in central supply and laundry. Bins are autoclavable up to 250°F. **Finish:** Chrome

Bins available in: ■ Blue ■ Red ■ Yellow (One color per unit)

MODEL NO.	NO. OF SHELVES	NO. OF BINS	BIN DIMENSIONS L" x W" x H"	SHIP WGT	PRICE EACH
<b>30"W x 36"L x 69"H - Wire Shelving Unit with HULK Containers</b>					
<b>WRC2-63-3036-974976</b>	2	2 6	29-7/8" x 16-1/2" x 11" 29-7/8" x 16-1/2" x 15"	150 lbs	\$1,085.98
<b>30"W x 36"L x 42"H - Wire Shelving Unit with HULK Containers</b>					
<b>WRC2-36-3036-976</b>	2	4	29-7/8" x 16-1/2" x 15"	88 lbs	\$795.85



WRC2-36-3036-976

**COMPLETE PACKAGES WITH BINS**



WRC2-63-3036-974976

**Stainless Steel Work Table**



Ideal for pack and prep in sterile environments. Flat top work surface with hemmed edges and the lower flat bottom shelf. The support legs are 1-5/8" diameter with a leveling foot which can be converted to a mobile unit. **Finish:** Stainless Steel



Adjustable from 3" - 27" under top shelf

SST-2436U

MODEL NO.	DIMENSIONS W" x L" x H"	NO. OF SHELVES	SHIP WGT	PRICE EACH
<b>Stationary Instrument Table with Shelf</b>				
<b>SST-2436U</b>	24" x 36" x 34"	1	50 lbs	\$829.43
<b>SST-2448U</b>	24" x 48" x 34"	1	60 lbs	\$1,009.32
<b>SST-2460U</b>	24" x 60" x 34"	1	70 lbs	\$1,180.91
<b>SST-2472U</b>	24" x 72" x 34"	1	80 lbs	\$1,359.51
<b>Mobile Kit</b>				
<b>SST-MOB</b>	4 Swivel Casters, 2 with Brake		4 lbs	\$431.01



**SST-MOB**  
3" all swivel stainless steel casters 2 with brakes



SST-2472U



## Clear Tip Out Bins



## THE ORIGINAL AND INDUSTRY STANDARD

Space saving bin units keep small and medium sized parts organized, sorted and easy to find. These clear, break resistant injection molded plastic containers tip open smoothly to a 45° angle and are completely removable for easy access and refilling. Molded handle with slots for labels provided. Bins are easily cleaned with soap and water. Polystyrene cabinet can be stacked or wall mounted. Exterior available in 3 colors. Cups are clear. Optional dividers, locking rod and louvered panel bracket also available.

Available in:  Ivory  Gray  White

MODEL NO.	OUTSIDE DIMENSIONS L" x W" x H"	CUP DIMENSIONS L" x W" x H"	CTN QTY	CTN WGT	PRICE EACH
QTB301	11-3/4" x 11-13/16" x 13-7/8"	8-7/8" x 11-1/16" x 13-5/8"	1	7 lbs	\$142.89
QTB302	11-3/4" x 23-5/8" x 13-7/8"	8-7/8" x 11-1/16" x 13-5/8"	1	14 lbs	\$216.14
QTB303	7-3/4" x 23-5/8" x 9-1/2"	5-7/8" x 7-3/8" x 8-5/8"	1	9 lbs	\$104.66
QTB304	6-5/8" x 23-5/8" x 8-1/8"	5" x 5-5/8" x 7-1/2"	1	7 lbs	\$95.11
QTB305	5-1/4" x 23-5/8" x 6-1/2"	3-3/4" x 4-1/4" x 5-3/4"	1	5 lbs	\$64.34
QTB306	3-5/8" x 23-5/8" x 4-1/2"	2-5/8" x 3-1/2" x 3-3/4"	1	2 lbs	\$40.71
QTB309	2-1/2" x 23-5/8" x 3-1/8"	1-3/4" x 2-3/16" x 2-1/2"	1	2 lbs	\$34.34
DIV303	3 Dividers for QTB303		3	2 lbs	\$21.49
DIV304	4 Dividers for QTB304		4	1 lb	\$17.80
QLR500	Locking Rod for 23-5/8"W Tip Out Bins		1	1 lb	\$14.89
QTB-LP-BKT	Louvered Panel Bracket Pair for Tip Out Bins (Sold as a pair)		2	1 lb	\$8.37

## TIP OUT BIN CLEAR COMPARTMENTS KEEP SMALL ITEMS SORTED AND EASY TO FIND



QTB309



QTB306



QTB305



QTB304



QTB309

QTB306

QTB303

QTB305



QTB302

QTB304

QTB303



QTB301

TIP OUT BIN





**Individual Tip Out Bins**



These unique bins have the ability to interlock horizontally or vertically. Available in three popular sizes, these bins allow you to create your own customized Tip Out Bin storage system perfect for color coding.

QTB405 and QTB406 available in:  Ivory  Gray  White  
 QTB409 available in:  Blue  Red  Yellow  White

MODEL NO.	OUTSIDE DIMENSIONS L" x W" x H"	CTN QTY	CTN WGT	PRICE EACH
QTB405	5-1/4" x 4-3/4" x 6-1/4"	5	6 lbs	\$15.31
QTB406	3-5/8" x 4-1/16" x 4-1/4"	6	4 lbs	\$10.93
QTB409	2-3/8" x 2-13/16" x 3"	9	3 lbs	\$8.12



**CLEAR TIP OUT BIN SYSTEMS CAN BE USED IN ANY APPLICATION**



**INDUSTRIAL, MECHANICAL AND PLUMBING SUPPLIES**

Very handy for the garage, tool shed, service vehicle, factory, hardware and home center facilities.



**MEDICAL**

Very efficient when it comes to organizing and keeping an effective inventory in hospitals, pharmacies, labs or clinics.



**PLAYROOM**

The smartest organizer after a hard day's play. It will help keep your child's room in order.

**Dividable Tip Out Bins**



These bins feature removable and adjustable dividers so that the clear bin can be partitioned into smaller compartments. Ideal for larger or longer items, these clear Tip Out Bins are molded from the same strong and flexible material as our standard bins. The flexibility of bins allow the user to determine the size and volume of each storage compartment. Exterior available in 3 colors. Cups are clear.

Available in:  Ivory  Gray  White

MODEL NO.	OUTSIDE DIMENSIONS L" x W" x H"	CTN QTY	CTN WGT	PRICE EACH
QTB410	5-1/4" x 11-7/8" x 5-15/16"	1	3 lbs	\$49.46
QTB411	5-1/4" x 23-5/8" x 5-15/16"	1	4 lbs	\$65.18
QTB412	5-1/4" x 23-5/8" x 5-15/16"	1	4 lbs	\$71.95
DIV400	Divider for Dividable Tip Out Bins	4	1 lb	\$13.22

**PERFORMANCE FEATURES:**

- Dividable Tip Out Bins are available in 3 sizes (2 with the same width)
- Bins can be stacked as modular units or used individually
- Exterior housing is injection molded from high impact Polystyrene
- Clear bin cups are injection molded from a custom blend of Phillips K Resin and Crystal Styrene for clarity and durability
- Compartments tip open smoothly to a 45° angle and provide comfortable and complete access to stored items
- The flexibility of the system allows you to customize your own system to meet your specific needs




**QTB410**

QTB410 is a one bin design, 12" wide. Each QTB410 comes with 3 DIV400 clear dividers\*



**QTB411**

QTB411 is a two bin design, each bin 12" wide. Each QTB411 comes with 6 DIV400 clear dividers\*



**QTB412**

QTB412 is a one bin design, 23-5/8" wide. Each QTB412 comes with 5 DIV400 clear dividers\*

\*Note: Dividers shown in white color for clarity



QTB669

**21 Compartment Tip Out Bin Set**



- 21 clear cups inside one unit
- Clear cups with blue handles

Available in:  Gray

MODEL NO.	OUTSIDE DIMENSIONS L" x W" x H"	CUP DIMENSIONS L" x W" x H"	CUP QTY	PKG QTY	PKG WGT	PRICE EACH
QTB669	3-5/8" x 23-5/8" x 11-1/6"	2-5/8" x 3-1/2" x 3-3/4" 1-3/4" x 2-3/16" x 2-1/2"	12 9	4	24 lbs	\$164.45





## Pizza Dough Boxes



Quantum's Pizza Dough Boxes are built to perfect the proofing process. Made from heavy-duty polypropylene, these boxes are lightweight, durable, and break resistant.

## IDEAL FOR STORING, PROOFING, TRANSPORTING AND COOLING PIZZA DOUGH



**FSB-PT26183**  
Shown with LID **FSB-PL2618**



**FSB-DT18133** \$17.99  
17-3/4"L X 12-3/4"W X 3-3/8"H  
"ARTISAN DOUGH TRAY"



**FSB-PT26183** \$31.69  
25-5/8"L X 18"W X 3-3/8"H



**FSB-PT26186** \$41.14  
25-5/8"L X 18"W X 6-3/8"H



**FSB-DL1813** \$12.59  
17-3/4"L X 12-3/4"W X 3/4"H  
"ARTISAN LID"



**FSB-PL2618** \$26.79  
25-5/8"L X 18"W X 1-3/4"H



**FSB-PTDLY** \$216.59  
25-5/8"L X 18"W X 7"H  
Includes four 5" x 1-1/4" poly casters, two rigid, two swivel, one with brake. Available in Black.

Precision engineering and design ensures a space-efficient and secure stacked configuration to reduce the need for extra lids, while keeping ideal moisture and temperature for the yeast to grow. The boxes withstand temperatures ranging from -40°F to 160°F. **Colors:** White and Gray. Custom colors are also available, please call for details.

## 2 COLORS AVAILABLE

**ADD SUFFIX TO END OF EACH MODEL NO. WHEN SELECTING COLOR**  
◆ WHITE WT ◆ GRAY GY

- Sold in carton of 6
- Dolly sold as each
- Bulk, no carton packaging available at discount prices, call for details



## PIZZA TRAY STACKING SYSTEM

# 800 lb.

**MOBILE LOAD CAPACITY**





Bussing Tubs and Utility Boxes



Quantum's heavy-duty bussing tubs and utility boxes are built to last! Available in Polypropylene and High-Density Polyethylene (HDPE) polymer, these containers are engineered for rigorous and continuous usage. ABS and custom colors are also available, please call for details. All tubs are super easy to clean and dishwasher safe. Virgin grade materials afford lifetime protection against bacteria, mold, mildew, and product degradation. Antimicrobial material additives available as well. **Colors:** Black, Brown or Gray

ADD SUFFIX "H" TO MODEL NO. TO ORDER HDPE MATERIAL Ex. FSB-20155H

3 POLYMER MATERIALS AVAILABLE



FSB-20155 \$12.20  
FSB-20155H \$13.43  
20"L X 15"W X 5"H



FSB-20155R \$11.44  
FSB-20155RH \$12.96  
20"L X 15"W X 5"H  
"AIRPORT STYLE"  
Also available in Blue(BL)



FSB-21155 \$13.79  
FSB-21155H \$14.73  
21"L X 15"W X 5"H



FSB-21155R \$14.36  
FSB-21155RH \$15.79  
21"H X 15"W X 5"H



FSB-20113 \$12.58  
FSB-20113H \$13.62  
20-7/16"L X 11-3/8"W X 3-3/4"H



FSB-21165 \$16.53  
FSB-21165H \$18.59  
20"L X 15"W X 5"H



FSB-21157 \$15.08  
FSB-21157H \$16.70  
21"L X 15"W X 7"H



FSB-21157R \$15.66  
FSB-21157RH \$17.32  
21"L X 15"W X 7"H



FSB-22175 \$14.28  
FSB-22175H \$15.54  
22"L X 17"W X 5"H



FSB-22177R \$16.49  
FSB-22177RH \$18.28  
21-1/2"L X 17"W X 7"H  
"AIRPORT STYLE"  
Also available in Blue(BL)



FSB-L2216 \$9.51  
FSB-L2216H \$10.34  
22"L X 16-1/2"W X 3/4"H  
\*Lid for FSB-20155R  
Also available in Blue(BL)

- Sold in carton of 12
- Bulk, no carton packaging available at discount prices, call for details

3 COLORS AVAILABLE



FSB-1544 \$3.91  
FSB-1544H \$3.96  
14-3/16"L X 4-7/16"W X 4-1/8"H



FSB-1295 \$8.26  
FSB-1295H \$8.92  
12-1/16"L X 9-1/16"W X 5-1/8"H

All-purpose tubs provide a storage, cleaning, and transportation solution for multiple applications. Built in handles are ergonomically designed for comfortable and easy-grip and handling. All tubs nest when empty saving valuable workspace.

ADD SUFFIX TO END OF EACH MODEL NO. WHEN SELECTING COLOR

• GRAY GY • BROWN BN • BLACK BK Ex. FSB-20155BK FSB-20155HBK



TUBS NEST WHEN EMPTY

SUPER EASY TO CLEAN



Millenia Pro Shelving



COMING SOON

Millenia Pro-Shelving by Quantum combines easy clean and cost efficient technologies, multifunctional design and lifetime warranty against rust and corrosion. Our dunnage supports add stability, and increase weight capacity to bottom shelves only. Quantum Expert Shelving Consultants will help to prepare a free layout to optimize your space by creating the best storage solutions.



PERFORMANCE FEATURES:

- All polymer lifetime shelving system
- Versatile structure allows different design compositions and interconnections, without compromising weight-bearing capacity
- Easy to assemble (no special tools required)
- Adjustable shelves on 1" intervals
- Easily removable and dishwasher safe shelf plates
- Antimicrobial additive protects the system from bacteria, mold and mildew, that causes stains, odors and product degradation
- Withstands temperature range from -36°F to 190°F
- Wide range of accessories
- Complies with HACCP processes
- NSF approved

\*Patent pending

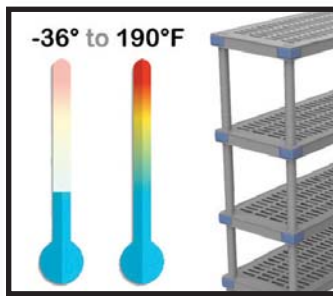
TRANSFORMING THE WAY YOU WORK AND STORE

DEPTHS (D): 18", 21" and 24"  
LENGTHS (L): 24", 30", 36", 42", 48", 54", 60" and 72"  
HEIGHTS (H): 14", 26", 38", 50", 62", 74", 86" and 96"



RUST AND CORROSION FREE

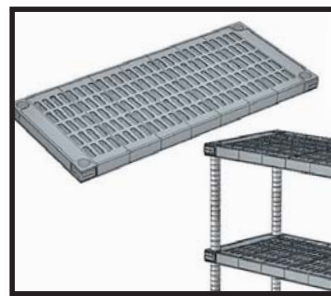
All Millenia Pro-Shelving is supported by a lifetime warranty against rust and corrosion. Its polymer composition makes it resistant to abrasive chemicals and salt water.



TEMPERATURE WITHSTAND

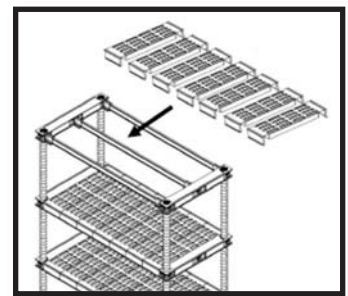
With a wide temperature range, Millenia Pro-Shelving may be used in all extreme environments:

- Dry Storage
- Wet Storage
- Coolers
- Freezers



EASY TO ASSEMBLE

Shelves come preassembled for easier installation and can be adjusted on a 1" increment. No special tool required



EASY TO CLEAN

Shelf plates can be easily removed for cleaning by hand or industrial dishwasher.

\*PATENT PENDING





### Millenia Pro Shelving


Shelving unit can be used in wet, humid, hot or dry environments. Food service, walk-in coolers, medical, supermarket.

**Finish:** Beams - Pultruded with glass fibers and thermoset resin composite with built-in antimicrobial product protection.

Side Connectors/Adjustable Foot/Split Sleeves Connector/Bumper - Reinforced nylon.

Shelf Plates - Polypropylene with antimicrobial protection.

Post Cap - Polypropylene.



LABEL CAPABILITY




STATIONARY APPLICATION



MOBILE APPLICATION



SHELF WITH VENTED PLATES



SHELF WITH SOLID PLATES

Maximum load capacity evenly distributed:

\*Dunnage stand recommended for units with 54" and longer shelves

**1,000 lb.**  
LOAD CAPACITY PER SHELF

**2,000 lb.**  
LOAD CAPACITY PER UNIT

## TRANSFORMING THE WAY YOU WORK AND STORE

### Optimized Space Utilization

By using various accessories, multiple shelving configurations become possible without compromising the maximum load capacity of the shelving system.



ADD-ON UNIT



ADD-ON UNIT (L-SHAPE)



ADD-ON UNIT (U-SHAPE)


\*PATENT PENDING



Millenia Pro Shelving Accessories

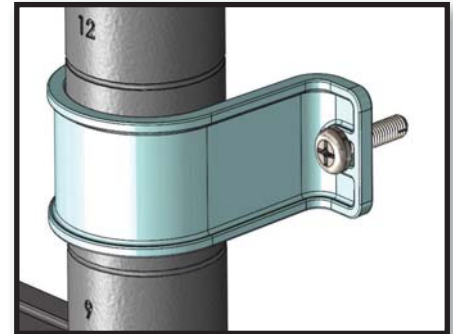
# TRANSFORMING THE WAY YOU WORK AND STORE

## WEIGHT SUPPORT:



**DUNNAGE SUPPORT STAND**

Allows for additional weight and stability  
\*Recommended for units with 54" and longer shelves



**WALL BRACKET**

## MOBILE APPLICATIONS:



**MOBILE FLOOR TRACK SYSTEMS**

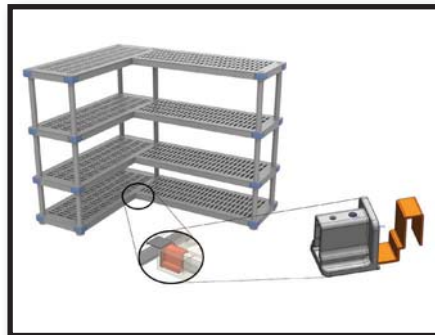


**POLY CASTERS**

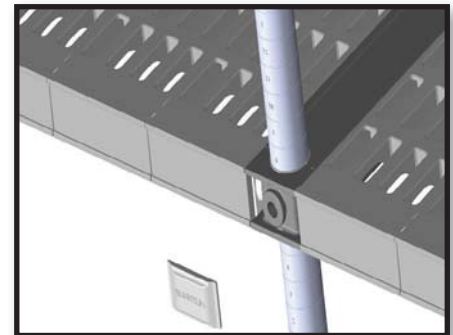


**DONUT BUMPER**  
Includes stem adapter

## ADD-ON UNITS:



**BEAM CONNECTOR ADAPTER**



**MID LID SIDE BEAM FRONT COVER**

\*PATENT PENDING







Millenia Pro Shelving Accessories

# TRANSFORMING THE WAY YOU WORK AND STORE

## PRODUCT ORGANIZATION:




ADJUSTABLE HEIGHT RETAINING LEDGE



DIVIDERS

## DRYING RACKS:



PRONGED DRYING RACK  
Easily attaches to shelf frames



WAVED DRYING RACK

## DRYING RACK UNITS:



PRONGED DRYING RACK UNIT



WAVED DRYING RACK UNIT



**MILLENIA PRO SHELVING**

\*PATENT PENDING





**VISIT US ONLINE**  
to view our full product line

**QuantumFoodService.com**

**NEW**  
**PRODUCTS**

Great storage products, delivered quickly at the guaranteed lowest prices. Contact **Quantum Food Service** today and revolutionize the way you organize!



Polymer Mat Shelving



Bussing  
Tubs



Pizza Dough  
Boxes



Polymer  
Shelving



Export Representatives:

MBH International Sales, Inc.  
4907 SW 75th Ave.  
Miami, FL 33155 USA  
Phone: (305) 669-1894  
Fax: (305) 669-1797  
[www.mbhny.com](http://www.mbhny.com)

CATALOG # 110120