



CARLISLE
FOODSERVICE PRODUCTS

DURABLE
INNOVATIVE
VERSATILE
**FLOOR CARE
PRODUCTS**

Only Carlisle offers such a broad range of high quality products dedicated to floor care and cleanliness.

From sweeps to floor scrubs, angle brooms to dusters, we take pride in your floor care, saving you money on operational costs.





BROOMS

Carlisle's brooms are **designed for extended use and offer superior performance.** Whether you're sweeping a lobby, warehouse floor or parking lot, we have **a high-quality solution for you.**

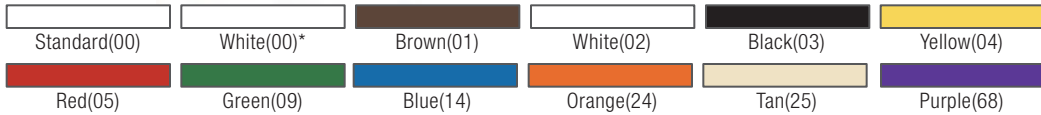


Duo-Sweep® Angled

- For reaching into corners, along walls and into hard to reach areas
- Block made with tough & durable material that resists cracking, splitting, chipping
- Color coded angle brooms have one handle hole making them more hygienic and HAACP compliant
- Standard color (00) angle brooms have two handle holes; one angled, one upright

Recycled Angle Broom

- Contains 80% recycled flagged PET bristles and 60% recycled polypropylene copolymer shroud for increased stability
- Includes 48" durable vinyl coated metal handle with swivel hanging cap for storage



Prod No	Description	Bristle Length	Color	Pack	Cs Wt/Cube
Flagged Duo-Sweep Angle Brooms					
36861	6-1/2" Flagged Duo-Sweep Angle Broom with 30" Metal Handle	5-1/2" - 7"	00	12 ea	9.00/0.31
36865	12" Flagged Duo-Sweep Medium Duty Angle Broom with 48" Metal Handle	5-1/2" - 7"	00	12 ea	9.00/5.08
41082	12" Flagged Duo-Sweep Broom with 48" Fiberglass Handle	5-1/2" - 7"	01, 02, 03, 04, 05, 09, 14, 24, 68	12 ea	28.00/4.89
36867	12" Flagged Duo-Sweep Angle Broom – (Head Only)	5-1/2" - 7"	00, 01, 02, 03, 04, 05, 09, 14, 24, 68	12 ea	12.70/1.56
Unflagged Duo-Sweep Angle Brooms					
36885	12" Unflagged Duo-Sweep Heavy Duty Angle Broom with 48" Metal Handle	5-1/2" - 7"	00	12 ea	21.04/0.31
41083	12" Unflagged Duo-Sweep Broom with 48" Fiberglass Handle	5-1/2" - 7"	01, 02, 03, 04, 05, 09, 14, 24, 68	12 ea	21.34/4.87
36868	12" Unflagged Duo-Sweep 12" Angle Broom (Head Only)	5-1/2" - 7"	01, 02, 03, 04, 05, 09, 14, 24, 25, 68	12 ea	12.44/1.43
Replacement Handles					
41225	48" Fiberglass Handle with Self-Locking Flex™ Tip – 1" D	—	00*, 01, 03, 04, 05, 09, 14, 25	12 ea	10.50/0.64
3620294	48" Plastic Coated Metal Threaded Handle – 15/16" D	—	03	12 ea	8.00/0.46
3620194	48" Powder Coated Metal Threaded Handle – 7/8" D	—	14	12ea	7.85/0.71
Recycled Angle Broom					
40650	12" Flagged Recycled Angle Broom with 48" Steel Handle	6" - 7"	00	12 ea	22.00/5.23



Flagged

Great for fine debris and use on smooth surfaces




Unflagged

Great for larger debris and rough surfaces: Bristles prevent ends from matting making this style perfect for back-of-house and outdoor applications

Duo-Sweep® Straight

- Two handle holes; upright hole for general purpose sweeping or angle hole for reaching into corners, along walls or into hard to reach areas
- Flagged blue synthetic bristle for fine debris
- Stiff black synthetic bristles can be easily cleaned to extend broom life
- Guaranteed to outlast corn brooms 4 to 1



Prod No	Description	Bristle Length	Color	Pack	Cs Wt/Cube
Flagged Duo-Sweep Brooms					
36859	7-1/2" Flagged Duo-Sweep Lobby Broom with 30" Black Metal Handle	4"	14	12 ea	9.00/1.33
36863	11" Flagged Duo-Sweep Light Industrial Broom with 48" Blue Metal Handle	4"	14	12 ea	15.50/4.63
36853	11" Flagged Duo-Sweep Light Industrial Broom (Head Only)	4"	14	12 ea	10.00/1.16
36883	13" Flagged Duo-Sweep Warehouse Broom with 48" Blue Metal Handle	7"	14	12 ea	17.00/3.92
36873	13" Flagged Duo-Sweep Warehouse Broom (Head Only)	7"	14	12 ea	9.00/1.47
Unflagged Duo-Sweep Brooms					
36860	7-1/2" Unflagged Duo-Sweep Lobby Broom with 30" Black Metal Handle	4"	03	12 ea	9.50/1.33
36864	11" Unflagged Duo-Sweep Light Industrial Broom with 48" Blue Metal Handle	4"	03	12 ea	16.00/4.47
36854	11" Unflagged Duo-Sweep Light Industrial Broom (Head Only)	4"	03	12 ea	10.90/1.01
36884	13" Unflagged Duo-Sweep Warehouse Broom with 48" Black Metal Handle	7"	03	12 ea	22.50/4.63
36874	13" Unflagged Duo-Sweep Warehouse Broom (Head Only)	7"	03	12 ea	9.00/1.47
Replacement Handles					
41225	48" Fiberglass Handle with Self-Locking Flex™ Tip – 1" D	—	00, 01, 03, 04, 05, 09, 14, 25	12 ea	10.50/0.64
3620294	48" Plastic Coated Metal Threaded Handle – 15/16" D	—	03	12 ea	8.00/0.46
3620194	48" Powder Coated Metal Threaded Handle – 7/8" D	—	14	12ea	7.85/0.71



BROOMS

Natural Corn Blend

- Corn blend brooms have a heavy-duty lacquered wood handle and a high bristle fill count
- 41354 and 36855 heavy-duty warehouse brooms have metal retaining bands and strong synthetic stitching for long-lasting use.
- 41350 janitor broom has wide fan head for greater reach



100% Natural Corn

- Heavy-duty lacquered wood handle
- High bristle fill count and 5-sew construction



Prod No	Description	Stitch	Color	Pack	Cs Wt/Cube
Natural Corn Blend Brooms					
36633	10" Corn Whisk	2-Sew	00	12 ea	4.40/0.42
3681	34" Corn Lobby Broom	2-Sew	00	12 ea	6.96/1.33
3682	40" Corn Lobby Broom	3-Sew	00	12 ea	9.00/3.96
41349	55" Housekeeping Broom	3-Sew	67	12 ea	34.00/3.76
41352	55" Housekeeping Broom	4-Sew	00	12 ea	24.00/3.76
41350	56" Janitor Broom	5-Sew	67	12 ea	31.00/3.38
36855	56" Warehouse Broom	4-Sew/1-Wire	00	12 ea	33.00/6.05
41354	56" Heavy Duty Warehouse Broom	4-Sew/1-Wire	67	12 ea	36.75/4.76
100% Natural Corn Broom					
40634	56" Janitor Broom	5-Sew	00	6 ea	15.00/2.57



Synthetic Corn

- “X” shaped polypropylene bristles allow for superior sweeping on carpeting and entry mats
- Chemical and liquid resistant bristles; sustains temperatures to 225°F
- All, except 36634, have wooden handle
- 41679 has a foam gripped handle
- 45643 and 45649 have metal top for added durability



Prod No	Description	Stitch	Color	Pack	Cs Wt/Cube
Synthetic Corn Brooms					
41679	57" Warehouse/Janitor Broom	6-Sew	03	12 ea	23.75/3.85
41680	55" Housekeeping Broom	5-Sew	03	12 ea	25.75/4.76
45649	54" Housekeeping Broom with Metal Top	Wire/Metal Top	01	6 ea	17.30/1.61
45643	48" Maid Broom with Metal Top	Wire/Metal Top	04	12 ea	18.86/3.44
41683	40" Toy/Lobby Broom	3-Sew	03	12 ea	10.25/1.21
36634	9" Plastic Corn Whisk	2-Sew	00	12 ea	3.96/1.34



DUSTPANS

Lobby Pan & Broom Combos

- Lobby pans and brooms with sectional handles to give you over 50% reduction in carton size; lower cube saves warehouse space and shipping costs
- The lobby pans pivot and lock into place during use and release for easy carrying or emptying
- Handles feature a pivoting hanging hole at top for storage

361415 Combo includes the following:

- Serrated edge allows you to comb the broom's bristles and drop debris into the pan
- Handy clip to attach broom for convenient storage
- 30" two-piece handle made from vinyl coated steel

361416 Combo includes the following:

- Adjustable position head for more functional use in corners and under counters or tables
- Handy clip to attach broom for convenient storage
- Shelf-friendly packaging



Black(03)

Prod No	Description	Material	Style	Color	Pack	Cs Wt/Cube
Lobby Pan & Broom Combos						
361415	Duo-Pan™ Lobby Pan & Duo-Sweep Broom Combo	Plastic	Lobby	03	1 ea	3.75/0.46
361412	Broom Handle Clip for 361415	—	—	03	12 ea	5.04/0.16
361416	Duo-Pan™ II Lobby Pan & Broom Combo	Plastic	Lobby	03	4 ea	12.00/1.56



Dust & Lobby Pans

- Dust Pans are available in metal or plastic as well as in a “flip-up” lobby style or hand held
- Dust pan (361437) features a 90° threaded handle hole to convert it to an economy lobby dustpan
- 361420 features a 2 piece handle which reduces the carton size saving warehouse space and shipping costs



361437



36236



361420

Floor Sweepers

- Brushless mechanical sweeper has non-marking rubber blades that grab fine particles and heavy debris from various types of floor surfaces
- Large capacity dust bins thoroughly clean blades as they rotate; won't re-deposit dirt like ordinary sweepers
- Easy one touch doors for emptying debris
- Shelf-friendly packaging



36399



Prod No	Description	Material	Style	Color	Pack	Cs Wt/Cube
Dust & Lobby Pans						
36142003	Lobby Dust Pan with 2-Piece Handle	—	Lobby	03	1 ea	2.53/0.47
361437	12" Wide Rubberized Plastic Dustpan	Plastic	Hand-Held	03	24 ea	12.96/3.13
36236	12" Metal Dustpan	Heavy Gauge Steel	Hand-Held	03	12 ea	14.04/2.08
361410	12" Duo-Pan™ Plastic Lobby Pan with Metal Handle	Plastic	Lobby	03	6 ea	14.50/2.05
36141003-1	12" Duo-Pan™ Plastic Lobby Pan with Metal Handle	Plastic	Lobby	—	1 ea	3.02/1.16
Floor Sweepers						
36399	9-1/2" Multi-Surface Sweeper	—	—	14	4 ea	10.30/0.91
36400	12" Multi-Surface Sweeper	—	—	14	4 ea	12.0/1.56



FLOOR SWEEPING



Omni Sweep's patented unique design combines the features of fine, medium, and heavy floor sweeps in a **convenient all-in-one design**. For light to heavy dirt, Omni Sweep is the best choice for any surface application.

Omni Sweep®

- Effective on all types of floor surfaces
- Short, heavy bristles in front easily sweeps up heavy debris
- Long, fine/medium bristles in back sweep fine dust and particles
- Anchor Style hardwood block requires 60" Anchor Hardwood Handle (45270), sold separately



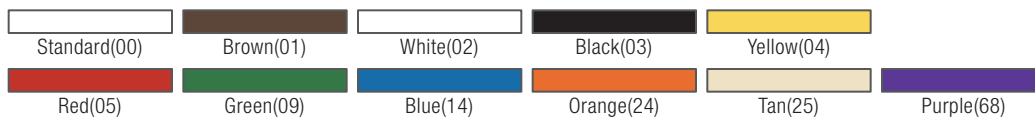
Anchor Clamp
Holds hardwood Anchor Block



Angled Pitch
Fast, effective sweeping



Handles sold separately; see pages 176-180 for handle recommendations



Prod No	Description	Bristle Length	Handle	Color	Pack	Cs Wt/Cube
Omni Sweep – Plastic Block						
41880	18" Omni Sweep	1-5/8" - 2-3/8"	Threaded	00	12 ea	21.00/2.14
41890	18" Omni Sweep	1-5/8" - 2-3/8"	Threaded	02, 04, 05, 09, 14, 24, 68	12 ea	21.00/2.14
41881	24" Omni Sweep	1-5/8" - 2-3/8"	Threaded	00	12 ea	27.75/2.61
41891	24" Omni Sweep	1-5/8" - 2-3/8"	Threaded	02, 04, 05, 09, 14, 24, 68	12 ea	27.75/2.61
Anchor Style Omni Sweep – Hardwood Block and Clamp						
41870	18" Anchor Style Omni Sweep*	1-5/8" - 2-3/8"	Anchor	00	12 ea	30.00/2.82
41871	24" Anchor Style Omni Sweep*	1-5/8" - 2-3/8"	Anchor	00	12 ea	40.00/3.69
41872	36" Anchor Style Omni Sweep*	1-5/8" - 2-3/8"	Anchor	00	6 ea	30.00/3.48
Omni Sweep Replacements & Accessories						
40225	60" Sparta Spectrum Fiberglass Handle with Self-Locking Flex-Tip – 1" D	—	—	01, 02, 03, 04, 05, 09, 14, 24, 25, 68	12 ea	13.00/0.80
45196	Anchor Clamp with 2 ea bolt & wing nuts	—	—	00	12 ea	6.48/0.16
45270	60" Anchor Wood Handle – 1-1/8" D	—	—	00	12 ea	22.50/0.84

*Anchor clamp included



Sweep Complete™

- Sweep Complete includes a 60" handle and brace
- Dual handle holes extends the life of a sweep
- Integrated squeegee is ideal for wet applications



36219618

Blue(14)

Prod No	Description	Bristle Length	Handle	Color	Pack	Cs Wt/Cube
Sweep Complete Floor Sweeps						
36219618	18" Sweep Complete Floor Sweep with Squeegee	3"	Threaded	14	6 ea	17.47/1.95
36219624	24" Sweep Complete Floor Sweep with Squeegee	3"	Threaded	14	6 ea	21.12/2.37



FLOOR SWEEPING

Fine/Medium Ready Sweeps

- Come assembled with a 60" handle and 1-1/8" brace
- Wet or dry sweeping of smooth surfaces

367382TC



367396TC



367366TC



Prod No	Description	Trim	Handle	Color	Pack	Cs Wt/Cube
Fine Ready Sweeps - Hardwood Block						
367382TC	24" Fine Sweep w/Flagged Blue Plastic Bristles	3"	Juno	14	4 ea	19.00/8.83
Medium Ready Sweeps - Hardwood Block						
367360TC	24" Medium Polypropylene Sweep	3"	Juno	03	4 ea	33.96/8.83
367366TC	24" Medium Sweep w/Stiff Polypropylene Bristles Center & Softer Border	3-1/4"	Juno	24*	4 ea	36.00/8.83
367386TC †	24" Medium Sweep w/Blue Plastic Bristles & Center Row Wire	3"	Juno	14	4 ea	19.00/8.83
367396TC	24" Medium Scraperbroom® w/Orange Flagged Plastic Bristles	3-1/4"	Juno	24	3 ea	9.00/6.18

† Resists most solvents and water



Rough Ready Sweeps

- Come assembled with a 60" handle and 1-1/8" brace
- Wet or dry sweeping of rough surfaces
- 367395TC has a shaped steel blade for scraping caked-on debris



367395TC



367378TC



367372TC



365160TC

Ready Sweep Replacements

- Ends fasten to the brush block while the center clamps around the handle (works w/24" and 36" blocks)
- Mounting hardware included



Prod No	Description	Trim	Handle	Color	Pack	Cs Wt/Cube
Rough Ready Sweeps - Hardwood Block						
367372TC	24" Rough Sweep w/Palmyra Bristles	4"	Juno	00	4 ea	33.00/0.71
367378TC †	24" Rough Sweep w/Stiff Maroon Plastic Bristles	3-1/4"	Juno	00*	4 ea	33.00/8.83
367390TC	24" Rough Sweep w/Heavy Duty Stiff Blue Plastic Bristles	3"	Juno	14	4 ea	19.00/8.83
367394TC**	24" Heavy and Rough Sweep w/Stiff Blue Plastic Bristles	4-1/4"	Juno	14	4 ea	26.00/8.83
367395TC	24" Rough Scraperbroom® w/Orange Plastic Bristles	3"	Juno	24	3 ea	15.24/8.83
Ready Sweep Replacements						
365160TC	Heavy Duty Wide Angle Brace	—	—	00	12 ea	4.56/1.68

† Resists most solvents and water

**For concrete and street work



FLOOR SWEEPING

Fine

Flagged Polypropylene

- For dry sweeping of dust and fine particles on smooth surfaces
- Soft, lightly crimped, flagged bristle



Horsehair/Polypropylene

- For dry sweeping on smooth surfaces
- Combines sweeping effectiveness of horsehair with the durability of long-lasting, synthetic bristles



Horsehair

- For dry sweeping on smooth surfaces



Handles sold separately; see pages 176-180 for handle recommendations



Prod No	Description	Bristle Length	Handle	Color	Pack	Cs Wt/Cube
Flagged Polypropylene Sweeps – Hardwood Block						
45013	18" Flagged Polypropylene Sweep	3"	Threaded	23, 24	12 ea	23.00/2.55
45014	24" Flagged Polypropylene Sweep	3"	Threaded	23, 24	12 ea	33.00/3.27
45016	36" Flagged Polypropylene Sweep	3"	Threaded	23, 24	6 ea	25.75/2.27
Flagged Polypropylene Sweeps – Plastic Block						
36204818	18" Flagged Polypropylene Sweep	3"	Threaded	23	12 ea	23.00/1.95
36204824	24" Flagged Polypropylene Sweep	3"	Threaded	23	12 ea	26.00/2.46
Horsehair/Polypropylene Blend Sweeps – Hardwood Block						
45030	18" Blended Horsehair Sweep	3"	Threaded	03	12 ea	23.00/2.05
45031	24" Blended Horsehair Sweep	3"	Threaded	03	12 ea	34.00/2.56
45032	36" Blended Horsehair Sweep	3"	Threaded	03	6 ea	23.32/2.27
Horsehair/Polypropylene Blend Sweeps – Plastic Block						
40561	18" Blended Horsehair Sweep	3"	Threaded	00	12 ea	25.00/2.14
40562	24" Blended Horsehair Sweep	3"	Threaded	00	12 ea	31.50/2.61
100% Pure Horsehair Sweeps – Hardwood Block						
3643418	18" Horsehair Sweep	2.88"	Threaded	03	12 ea	25.00/2.13
3643424	24" Horsehair Sweep	2.88"	Threaded	03	12 ea	28.50/3.05
3643436	36" Horsehair Sweep	2.88"	Threaded	03	6 ea	24.00/2.71



Fine/Medium

Polypropylene

- For wet or dry sweeping of fine dust or coarse debris
- Will not absorb moisture; resistant to most chemicals, acids and oils
- Durable synthetic sweep can be washed to extend performance life



Tampico

- For dry sweeping on semi-smooth surfaces
- Tampico fiber resists heat and chemicals



TOP SELLER

Handles sold separately; see pages 176-180 for handle recommendations



Prod No	Description	Bristle Length	Handle	Color	Pack	Cs Wt/Cube
Polypropylene Sweeps – Hardwood Block						
45072	18" Polypropylene Sweep	3"	Threaded	03	12 ea	23.00/2.55
45073	24" Polypropylene Sweep	3"	Threaded	03	12 ea	30.00/2.61
45074	36" Polypropylene Sweep	3"	Threaded	03	6 ea	26.50/2.27
Polypropylene Sweeps – Plastic Block						
362208P18	18" Polypropylene Sweep	3"	Threaded	03	12 ea	23.00/2.02
362208P24	24" Polypropylene Sweep	3"	Threaded	03	12 ea	27.64/2.56
Tampico Sweeps – Hardwood Block						
45051	14" Tampico Sweep	3"	Threaded	03	12 ea	19.50/1.28
45053	18" Tampico Sweep	3"	Threaded	03	12 ea	25.50/2.60
45054	24" Tampico Sweep	3"	Threaded	03	12 ea	32.50/3.27
45056	36" Tampico Sweep	3"	Threaded	03	6 ea	25.00/2.27
Tampico Sweeps – Plastic Block						
40564	18" Tampico Sweep	3"	Threaded	00	12 ea	25.00/1.17
40565	24" Tampico Sweep	3"	Threaded	00	12 ea	34.00/2.61



FLOOR SWEEPING

Fine/Medium

Blended Border

- Horsehair blend border with Tampico center
- Great for dry sweeping on smooth or semi-smooth surfaces




45041



362024

Flagged Border & Heavy Center

- For all around use on smooth and medium surfaces
- Heavy plastic center loosens dirt; flagged border controls dust
- Juno style blocks are made of solid hardwood and with the use of handle brace provide longer, stronger performance



362224



36102224

Handles sold separately; see pages 176-180 for handle recommendations



Prod No	Description	Bristle Length	Handle	Color	Pack	Cs Wt/Cube
Horsehair Blend Borders with Tampico Centers Sweeps – Hardwood Block						
45040	18" Horsehair Blend Sweep with Tampico Center	3"	Threaded	03	12 ea	22.00/2.55
45041	24" Horsehair Blend Sweep with Tampico Center	3"	Threaded	03	12 ea	34.00/3.27
45043	36" Horsehair Blend Sweep with Tampico Center	3"	Threaded	03	6 ea	26.00/2.27
Horsehair Blend Borders Sweeps with Polypropylene Centers – Hardwood Block						
362018	18" Horsehair/Polypropylene Blend Sweep	3"	Threaded	03	12 ea	23.00/2.13
362024	24" Horsehair/Polypropylene Blend Sweep	3"	Threaded	03	12 ea	30.00/2.46
362036	36" Horsehair/Polypropylene Blend Sweep	3"	Threaded	03	6 ea	22.00/2.27
Flagged Polypropylene Border with Heavy Polypropylene Center Sweeps – Hardwood Block						
362218	18" Polypropylene Sweep with Polypropylene Center	3"	Threaded	24	12 ea	22.50/2.13
362224	24" Polypropylene Sweep with Polypropylene Center	3"	Threaded	24	12 ea	29.50/2.08
362236	36" Polypropylene Sweep with Polypropylene Center	3"	Threaded	24	6 ea	24.00/2.59
36102218	18" Juno Style Polypropylene Sweep with Polypropylene Center	3"	Juno	24	12 ea	22.50/2.13
36102224	24" Juno Style Polypropylene Sweep with Polypropylene Center	3"	Juno	24	12 ea	28.00/2.08
36102236	36" Juno Style Polypropylene Sweep with Polypropylene Center	3"	Juno	24	6 ea	20.50/2.27



Medium

Heavy Center Polypropylene

- For dry or wet sweeping on concrete, wood or any coarse surface
- Aggressive center sweeps heavy debris and medium border sweeps finer particles
- Not affected by petroleum products



366224

Tampico with Wire Center

- For dry sweeping of rough or smooth paved or concrete surfaces
- Wire center to loosen and remove soil and debris



45136

Horsehair/Polypropylene Blend with Wire Center

- Wet or dry sweeping of rough surfaces
- Wire center removes stubborn debris



3602424

Handles sold separately; see pages 176-180 for handle recommendations



Prod No	Description	Bristle Length	Handle	Color	Pack	Cs Wt/Cube
Medium Polypropylene Border with Heavy Polypropylene Center Sweep – Hardwood Block						
366224	24" Polypropylene Sweep with Heavy Polypropylene Center	3-1/4"	Threaded	03	12 ea	30.80/3.62
Tampico with Wire Center Sweeps – Hardwood Block						
45135	18" Tampico Sweep with Wire Center	3"	Threaded	00	12 ea	23.00/2.13
45136	24" Tampico Sweep with Wire Center	3"	Threaded	00	12 ea	33.00/2.46
3601236	36" Tampico Sweep with Wire Center	3"	Threaded	00	6 ea	28.02/2.59
Horsehair/Polypropylene with Wire Center Sweeps – Hardwood Block						
3602418	18" Horsehair/Polypropylene Sweep with Wire Center	3"	Threaded	03	12 ea	26.00/2.13
3602424	24" Horsehair/Polypropylene Sweep with Wire Center	3"	Threaded	03	12 ea	25.44/2.08
3602436	36" Horsehair/Polypropylene Sweep with Wire Center	3"	Threaded	03	6 ea	26.00/2.27



FLOOR SWEEPING

Heavy

Polypropylene

- Wet or dry sweeping of rough surfaces
- Not affected by water or petroleum products



Natural Fiber Palmyra

- Wet or dry sweeping on rough surfaces under harsh conditions
- Greasy concrete or asphalt



Juno Style Polypropylene

- Wet or dry sweeping of rough surfaces
- Not affected by water or petroleum products
- Bolt-on handle system for secure handle attachment



Handles sold separately; see pages 176-180 for handle recommendations



Prod No	Description	Bristle Length	Handle	Color	Pack	Cs Wt/Cube
Heavy Polypropylene Sweeps – Hardwood Block						
45201	18" Heavy Polypropylene Sweep	3-1/4"	Threaded	01	12 ea	27.50/1.99
367618	18" Heavy Polypropylene Sweep	3-1/4"	Threaded	24	12 ea	20.00/2.27
45202	24" Heavy Polypropylene Sweep with Brace	3-1/4"	Threaded	01	12 ea	36.50/2.61
367624	24" Heavy Polypropylene Sweep with Brace	3-1/4"	Threaded	24	12 ea	29.26/2.46
45204	36" Heavy Polypropylene Sweep with Brace	3-1/4"	Threaded	01	6 ea	32.25/2.59
Heavy Polypropylene Sweeps – Plastic Block						
36207218	18" Heavy Polypropylene Sweep	3-1/4"	Threaded	00	12 ea	21.60/2.01
36207224	24" Heavy Polypropylene Sweep	3-1/4"	Threaded	00	12 ea	35.52/2.63
Natural Fiber Palmyra Sweeps – Hardwood Block						
45221	18" Palmyra Floor Sweep	4"	Threaded	00	12 ea	22.56/2.60
45222	24" Palmyra Floor Sweep with Brace	4"	Threaded	00	12 ea	43.00/3.63
45224	36" Palmyra Floor Sweep with Brace	4"	Threaded	00	6 ea	34.00/2.59
Juno Style Polypropylene Sweep – Hardwood Block						
36107624	24" Juno Style Polypropylene Sweep	3-1/4"	Juno	24	12 ea	29.00/3.57



Scrapperbroom®

- Wet or dry sweeping of rough surfaces
- Shaped steel blade for scraping caked-on debris
- Includes handle connection, handle and brace

369524



Heavy Polypropylene

- Wet or dry sweeping on rough concrete or asphalt in harsher environments
- Durable, tough, long-wearing crimped bristles are perfect for street crews, construction, and other demanding work sites

36114016



361116



36113016



Palmyra

- Wet or dry sweeping on rough surfaces under harsh conditions; greasy concrete or asphalt

36219416



Handles sold separately; see pages 176-180 for handle recommendations



Prod No	Description	Bristle Length	Handle	Color	Pack	Cs Wt/Cube
Scrapperbroom Sweep – Hardwood Block & Scraper						
369524	24" Polypropylene Sweep with Steel Scraper Blade	3-1/4"	Juno	24	3 ea	16.00/1.16
Heavy Polypropylene Sweeps – Hardwood Block						
36114016	16" Heavy Polypropylene Sweep	4-1/2"	Tapered/Threaded	14	12 ea	34.00/2.60
36113016	16" Heavy Polypropylene Sweep	5-1/8"	Tapered/Threaded	01	12 ea	27.50/3.56
361116	16" Heavy Polypropylene Sweep	5-1/8"	Tapered/Threaded	24	12 ea	28.00/3.00
36114018	18" Heavy Polypropylene Sweep	4-1/2"	Tapered/Threaded	14	6 ea	18.14/2.30
36113018	18" Heavy Polypropylene Sweep	5-1/8"	Tapered/Threaded	01	6 ea	16.50/1.99
361118	18" Heavy Polypropylene Sweep	5-1/8"	Tapered/Threaded	24	6 ea	18.00/2.46
36114024	24" Heavy Polypropylene Sweep	4-1/2"	Tapered/Threaded	14	6 ea	22.50/2.39
36113024	24" Heavy Polypropylene Sweep	5-1/8"	Tapered/Threaded	01	6 ea	21.00/2.08
361124	24" Heavy Polypropylene Sweep	5-1/8"	Tapered/Threaded	24	6 ea	22.00/2.08
Palmyra Sweep – Hardwood Block						
36219416	16" Palmyra Stalk Street Broom	6-1/4"	Tapered/Threaded	00	12 ea	17.00/3.22



FLOOR SCRUBBING

Dual Surface® Scrubs

- Floor scrubs are made with three different brush surfaces for cleaning at different angles
- Non-absorbent plastic blocks and crimped synthetic bristles wash easily and prevent gathering of mold and mildew
- 36197 has Flo-Thru channels
- 36190 and 40421 have squeegee for water control
- 40422 has end bristles to provide efficient scrubbing of baseboards and corners

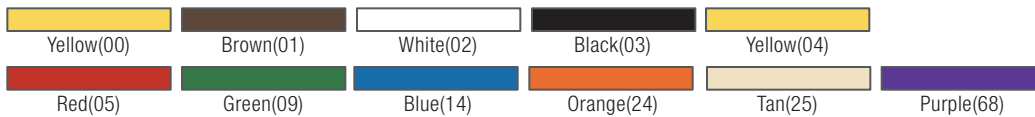


TOP SELLER

40423



Handles sold separately; see pages 176-180 for handle recommendations



Prod No	Description	Bristle Length	Handle	Color	Pack	Cs Wt/Cube
Dual Surface Floor Scrubs						
36197	10" Dual Surface Scrub Brush	2"	Flo-Thru/Threaded	14	12 ea	14.14/1.95
36190	10" Dual Surface Scrub Brush with Squeegee	2"	Threaded	14	12 ea	13.75/1.56
40423	10" Hi-Lo Floor Scrub Brush	1-3/4"	Threaded	01, 02, 03, 04, 05, 09, 14, 24, 25, 68	12 ea	16.00/1.26
40421	10" Hi-Lo Floor Scrub Brush with Squeegee	1-3/4"	Threaded	00	12 ea	16.20/1.26
40422	10" Hi-Lo Scrub Brush with End Bristles	1-3/4"	Threaded	00, 05, 09, 14	12 ea	16.45/1.34



Natural Fiber Deck Scrubs

- Palmyra bristles are perfect for scrubbing rough surfaces or etching floors
- Tampico bristles provide durability and high resistance to solvents and heat
- 36395 palmyra deck scrub has durable rubber squeegee built into block



Polypropylene Deck Scrubs

- Crimped polypropylene bristles are chemical resistant and hold solutions well
- Synthetic bristle is not affected by solvents or acids; good for general scrubbing



Silicone Carbide Infused Nylon Deck Scrub

- Silicone carbide infused nylon for aggressive floor scrubbing and stripping
- Use in corners, along baseboards and areas where floor machines can't reach



Handles sold separately; see pages 176-180 for handle recommendations



Prod No	Description	Bristle Length	Handle	Color	Pack	Cs Wt/Cube
Natural Fiber Deck Scrubs – Hardwood Block						
36192	10" Palmyra Deck Scrub	2"	Threaded/Tapered	00	12 ea	12.00/0.87
36292	12" Palmyra Deck Scrub	2"	Threaded/Tapered	00	12 ea	15.00/0.97
36395	14" Palmyra Deck Scrub with Squeegee	2"	Threaded/Tapered	00	12 ea	15.75/1.49
36193	10" Tampico Deck Scrub	2"	Threaded/Tapered	00	12 ea	11.75/0.82
Silicone Carbide Impregnated Nylon Deck Scrub – Hardwood Block						
36191	10" Silicone Carbide Impregnated Nylon Deck Scrub	1-3/4"	Threaded/Tapered	00	12 ea	13.00/0.52
Polypropylene Deck Scrubs – Hardwood Block						
36175	10" Stiff Polypropylene Deck Scrub	1-3/4"	Threaded/Tapered	14	12 ea	11.50/0.75
36193P	10" Polypropylene Deck Scrub	2"	Threaded/Tapered	14	12 ea	11.50/0.78
36193MX	10" Polypropylene Deck Scrub	2"	Threaded/Tapered	04	12 ea	12.00/0.52
36275	12" Stiff Polypropylene Deck Scrub	1-3/4"	Threaded/Tapered	14	12 ea	14.50/0.97
36293P	12" Polypropylene Deck Scrub	2"	Threaded/Tapered	14	12 ea	14.50/0.97



FLOOR SCRUBBING

Swivel Scrubs

- Swivels onto its side to clean baseboards, walls, around equipment and other hard-to-reach areas
- The low profile design helps get into places that would be impossible with a normal floor brush

Nylon Grit Bristle is best for:

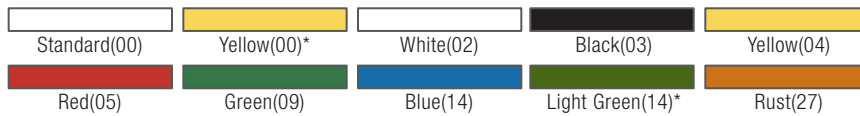

- General Swivel Scrub for routine scrubbing
- Power Scrub for heavy scrubbing and stripping wax build up

Polyester Bristle Swivel Scrub is best for:

- Polyester bristle resists water, high temperatures, acids, alkalis and most cleaning solutions
- Polyester bristle is perfect for everyday use in food processing, schools, or health care facilities.

Polypropylene Bristle Swivel Scrubs are best for

- General scrubbing




Prod No	Description	Bristle Length	Handle	Color	Pack	Cs Wt/Cube
Swivel Scrubs – Plastic Block						
365300	8" General Swivel Scrub with Nylon Grit Bristles	1-1/2"	Threaded	14*	12 ea	9.50/0.68
365310	8" Power Swivel Scrub with Heavy Nylon Grit Bristles	1-1/2"	Threaded	27	12 ea	9.50/0.68
3638831	8" Swivel Scrub with Polyester Bristles	1"	Threaded	02, 03, 04, 05, 09, 14	12 ea	8.86/0.70
40430	9" All-Around Scrub Brush with Stiff Polypropylene Bristles	2"	Threaded	00*	12 ea	13.00/1.83
36219663	8" Polypropylene Swivel Scrub with 48" Handle	1-1/2"	Includes Handle	00	4 ea	6.12/1.84



Scrub Pads & Holder

- Swivel pad holder is great for cleaning baseboards, floor edges, underneath fixtures and ceramic tile



365380 Pad Holder
w/40724 Scrubber Pad

40724

40725



Tile & Grout Scrubs

365320 Swivel Grout Brush

- Bevel cut bristles to reach into grout lines
- Pivoting head lets brush glide along grout line and access corners and other hard-to-reach areas
- Stiff crimped nylon bristles remove dirt, grime and residue



41323

41323 Dual-Purpose Tile & Grout Brush

- FDA compliant materials used in block and bristles
- This dual-purpose brush, with molded-in scraper, can be held in your hand or used with a handle in two different positions
- Stiff crimped nylon bristles remove dirt, grime and residue



365351



365320

365351 Grout Brush

- Great for cleaning tile and grout in small areas

Handles sold separately; see pages 176-180 for handle recommendations

Standard(00)	White(02)	Black(03)	Yellow(04)	Red(05)	Green(09)	Blue(14)
--------------	-----------	-----------	------------	---------	-----------	----------

Prod No	Description	Bristle Length	Handle	Color	Pack	Cs Wt/Cube
Scrub Pads & Holder						
40724	10" x 4-5/8" x 1" Nylon Fine Scrub Pad, 5 ea/pack, 4 pks/case	—	—	00	4 pks	2.50/0.70
40725	10" x 4-5/8" x 1" Nylon Medium Scrub Pad, 5 ea/pack, 4 pks/case	—	—	00	4 pks	2.80/0.70
365380	Swivel Pad Holder	—	—	14	12 ea	4.00/0.33
Tile & Grout Scrubs						
365320	7-1/2" Swivel Head Grout Line Brush, Nylon Bristle	1" and 1-1/2"	Threaded/Tapered	03	12 ea	3.60/0.33
365351	8-1/2" Grout Brush, Nylon Bristle	1-1/4"	—	03	24 ea	2.00/0.26
41323	9" Tile & Grout Brush	1"	Threaded	02, 04, 05, 09, 14	12 ea	7.50/0.44



FLOOR ACCESSORIES

Floor Drain Brushes & Handles

- Brushes available in 4 sizes and made of long lasting polypropylene bristles
- Special female threaded handle accepts floor drain brushes only to prevent cross-contamination
- "USE FOR FLOOR DRAIN ONLY" is prominently imprinted in English and Spanish on the plastic drain handle (sold separately)



Drain Opener

- Convenient, sanitary way to remove floor drain covers
- Easy to use, simply insert into drain and twist to remove drain cover and drain basket
- One-piece construction for easy sanitizing



Baseboard Scrubber

- Triangular design cleans baseboards, moldings and floor edges
- Polypropylene for general scrubbing



Handles sold separately; see pages 176-180 for handle recommendations



Prod No	Description	Bristle Length	Handle	Color	Pack	Cs Wt/Cube
Floor Drain Brushes & Handles						
40146	3" Floor Drain Brush	3"	Female Threaded	00	6 ea	4.00/0.31
40147	4" Floor Drain Brush	4"	Female Threaded	00	6 ea	6.00/0.44
41093	5" Floor Drain Brush	5"	Female Threaded	00	6 ea	3.25/0.77
40148	6" Floor Drain Brush	6"	Female Threaded	00	6 ea	3.55/1.07
40236	36" Plastic Drain Brush Handle	—	—	00	12 ea	18.00/0.55
40237	48" Plastic Drain Brush Handle	—	—	00	12 ea	22.00/0.76
40238	60" Plastic Drain Brush Handle	—	—	00	12 ea	27.00/0.91
Drain Opener						
40144	Drain Opener	—	—	02	12 ea	6.50/0.55
Baseboard Scrubber – Hardwood Block						
361966	Triangle Scrubber with Polypropylene Bristles	1-1/8"	Threaded	14	12 ea	14.42/1.10



Floor Scrapers

- Heavy gauge stainless steel blade resists rust; provides aggressive scraping action for concrete, tile, and resilient floors
- “V” shaped blade construction maintains the optimal scraping angle and also collects debris



Carpet & Upholstery Brushes

Pile Brushes

- Professionally rejuvenates carpet pile



Carpet Rake

- Lift carpet pile and restore a fresh look to carpet



Handles sold separately; see pages 176-180 for handle recommendations



Prod No	Description	Bristle Length	Handle	Color	Pack	Cs Wt/Cube
Floor Scrapers						
41619	8" Floor Scraper with Polycarbonate Threaded Handle Socket	—	Threaded	00	12 ea	9.50/0.74
41078	8" Floor Scraper with Tapered Zinc Handle Socket	—	Tapered	00	12 ea	13.75/0.74
Carpet Rake – Plastic Block						
45751	18" Carpet Rake with Nylon Bristles and 54" Handle	1-3/8"	—	00	12 ea	25.40/1.71
Pile Brushes						
36297	18" Pile Brush, Nylon Bristles	1-3/4"	Tapered	03	12 ea	12.50/1.30
36397	18" Pile Brush, Extra-Stiff Nylon Bristle	1-1/8"	Tapered	00	12 ea	12.00/1.30



SQUEEGEES


Count on Carlisle to provide **reliable tools** to keep your surfaces clean and bright. Carlisle has considered every squeegee project and our product offering will meet your needs. Get the job done with **floor squeegees and brushes**.



TOP SELLER

Double Foam Squeegees with Metal Frame

- Rugged black neoprene for heavy-duty removal of dirt, water and debris on uneven surfaces
- Common applications include restaurant, light industrial warehouses and other surfaces with uneven surfaces and textured tile.
- Medium flexibility and non-marking



Double Moss Foam Rubber with Metal Frame

- Moss Foam squeegee is designed for non-textured, uneven, grouted and smooth surface floors
- Red Moss Foam is fat and oil resistant
- Black Moss Foam (366724) is ideal for general purpose cleaning in schools and commercial facilities.



Handles sold separately; see pages 176-180 for handle recommendations

Prod No	Description	Handle Style	Color	Pack	Cs Wt/Cube
Double Foam Squeegee with Metal Frame					
40081	18" Double Foam Neoprene Rubber	1-1/8" Dia Only - Tapered	00	6 ea	9.20/0.77
40082	24" Double Foam Neoprene Rubber	1-1/8" Dia Only - Tapered	00	6 ea	14.00/1.00
40083	30" Double Foam Neoprene Rubber	1-1/8" Dia Only - Tapered	00	6 ea	14.20/1.25
40107	18" Double Foam Neoprene Rubber Refill	—	00	12 ea	1.55/0.20
40108	24" Double Foam Neoprene Rubber Refill	—	00	12 ea	2.01/0.26
40109	30" Double Foam Neoprene Rubber Refill	—	00	12 ea	3.00/0.32
Double Moss Foam Rubber Squeegee with Metal Frame					
366318	18" Soft Black Foam Rubber	15/16" Dia Only - Tapered	00	10 ea	5.80/0.54
366324	22" Soft Black Foam Rubber	15/16" Dia Only - Tapered	00	10 ea	8.30/1.03
366724	22" Reinforced Soft Black Foam Rubber	15/16" Dia Only - Tapered	00	10 ea	12.00/1.03
366824	22" Soft Black Heavy-Duty Foam Rubber	Threaded	00	10 ea	12.00/1.03
366330	30" Reinforced Soft Black Foam Rubber	15/16" Dia Only - Tapered	00	10 ea	16.00/1.58
366530	30" Reinforced Red Foam Rubber	15/16" Dia Only - Tapered	00	10 ea	16.00/1.58



Double Foam Rubber Squeegee with Plastic Frame

- All plastic construction will not rust or bend and helps prevent hazard sparks when cleaning-up flammable fluids
- High-quality, double foam for full color-coded systems to prevent cross contamination between work areas
- Available in colors to support HACCP compliance
- For uneven or smooth surfaces




Double Moss Foam Rubber Squeegee with Plastic Frame

- Soft, double foam is fat and oil resistant
- All plastic construction will not rust or bend and helps prevent hazard sparks when cleaning-up flammable fluids
- For uneven or smooth surfaces

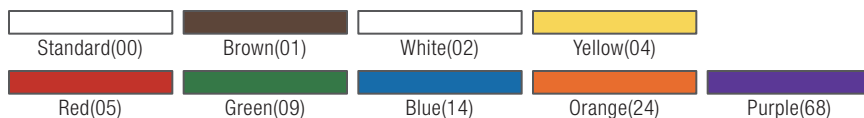


Double Foam Rubber Squeegee & Brush with Plastic Frame

- Use the brush side to remove stubborn debris, dirt and soil; use the squeegee side to dry the floor
- All plastic construction will not rust or bend and helps prevent hazard sparks when cleaning-up flammable fluids
- For use in high traffic areas including restrooms and kitchens



Handles sold separately; see pages 176-180 for handle recommendations



Prod No	Description	Handle Style	Color	Pack	Cs Wt/Cube
Double Foam Rubber Squeegee with Plastic Frame					
41567	18" Double Foam Rubber Floor Squeegee	Threaded	01, 02, 04, 05, 09, 14, 24, 68	6 ea	4.40/0.66
41568	24" Double Foam Rubber Floor Squeegee	Threaded	01, 02, 04, 05, 09, 14, 24, 68	6 ea	5.72/0.85
Double Moss Foam Rubber Squeegee with Plastic Frame					
366222	22" Soft Black Foam Rubber	15/16" Dia Only - Tapered	00	10 ea	8.75/1.34
366230	30" Soft Black Foam Rubber	15/16" Dia Only - Tapered	00	10 ea	10.60/1.83
366918	18" Red Foam Rubber	15/16" Dia Only - Tapered	00	10 ea	7.50/1.34
366922	22" Red Foam Rubber	15/16" Dia Only - Tapered	00	10 ea	10.60/1.97
366930	30" Red Foam Rubber	15/16" Dia Only - Tapered	00	10 ea	27.96/3.21
Double Foam Rubber Squeegee/Brush with Plastic Frame					
367818	18" Red Double Foam Red Rubber	Threaded	00	10 ea	6.30/1.05



SQUEEGEES


One-Piece Rubber Squeegee with Plastic Frame

- Economical choice for lighter duty applications and shallow grout
- All plastic construction will not rust or bend and helps prevent hazard sparks when cleaning-up flammable fluids
- Available in colors to support HACCP compliance
- For smooth surfaces

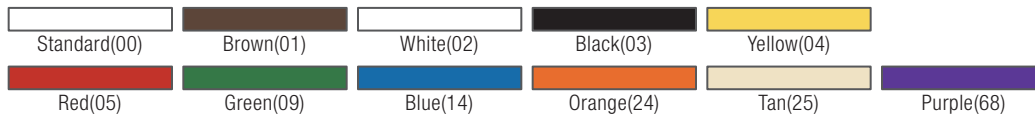


Curved End Rubber Squeegee with Metal Frame

- Curved end to control liquid and debris including harmful chemicals
- For heavy industrial applications including manufacturing facilities or other surfaces that may commonly use caustic chemicals, strong solvents and oils
- For smooth surfaces
- Rubber is durable for heavy duty use including chemical and solvent resistant; red gum rubber is non-marking



Handles sold separately; see pages 176-180 for handle recommendations




Prod No	Description	Handle Style	Color	Pack	Cs Wt/Cube
One-Piece Rubber Squeegee with Plastic Frame					
36567	20" Solid, One-Piece Rubber Squeegee	Threaded	01, 02, 03, 04, 05, 09, 14, 24, 25, 68	6 ea	5.50/0.51
36568	24" Solid, One-Piece Rubber Squeegee	Threaded	01, 02, 03, 04, 05, 09, 14, 24, 68	6 ea	6.50/0.61
Curved End Rubber Squeegee with Metal Frame					
36324C	24" Curved End Black Rubber Squeegee	1-1/8" Dia Only - Tapered	00	6 ea	15.00/0.35
36336C	36" Curved End Black Rubber Squeegee	1-1/8" Dia Only - Tapered	00	6 ea	22.00/0.37
40078	24" Curved End Red Gum Rubber Squeegee	1-1/8" Dia Only - Tapered	00	6 ea	15.00/1.00



Straight Rubber Squeegee with Metal Frame

- For heavy industrial applications including manufacturing facilities or other surfaces that may commonly use caustic chemicals, strong solvents and oils
- Red and black rubber is durable for heavy duty use including chemical and solvent resistant; red gum rubber is non-marking
- 366124 has gray vinyl with non-sparking frame for use with petroleum products



Handles sold separately; see pages 176-180 for handle recommendations

Standard(00)

Prod No	Description	Handle Style	Color	Pack	Cs Wt/Cube
Straight Rubber Squeegee with Metal Frame & Powder Coating					
40075	18" Straight Red Gum Squeegee	1-1/8" Dia Only - Tapered	00	6 ea	10.95/0.77
40076	24" Straight Red Gum Squeegee	1-1/8" Dia Only - Tapered	00	6 ea	14.15/1.04
40077	36" Straight Red Gum Squeegee	1-1/8" Dia Only - Tapered	00	6 ea	23.00/1.49
Straight Rubber Squeegee with Metal Frame					
3612018	18" Straight Blade Black Rubber Squeegee	1-1/8" Dia Only - Tapered	00	6 ea	2.30/0.85
3612024	24" Straight Blade Black Rubber Squeegee	1-1/8" Dia Only - Tapered	00	6 ea	16.00/0.26
3612036	36" Straight Blade Black Rubber Squeegee	1-1/8" Dia Only - Tapered	00	6 ea	22.02/0.20
366024	24" Straight Gray Vinyl Blade Squeegee	1-1/8" Dia Only - Tapered	00	6 ea	15.48/0.20
366036	36" Straight Gray Vinyl Blade Squeegee	1-1/8" Dia Only - Tapered	00	6 ea	22.02/0.39
Straight Rubber Squeegee with Non-Sparking Metal Frame					
366124	24" Push/Pull Vinyl Squeegee	1-1/8" Dia Only - Tapered	00	6 ea	14.52/0.26



SQUEEGEES

Only Carlisle offers this **unique brush and squeegee combination** designed and manufactured as one rubber piece.

VersaClean™ Brushes

- For everyday cleaning in a food and beverage environment
- Scrub heavy tile, grout or even rough concrete surfaces clean; can be used as an agitator for stubborn spots
- Unique electrostatic pull-broom action will pick up light flyaway debris from carpets, rugs, or bare floors
- Built-in one-piece squeegee cleans up wet surfaces quickly and discourages bacteria growth
- Resists most chemicals and withstands temperatures up to 212°F; Compatible with autoclave machines



Squeegee cleans up wet surfaces quickly.



Picks up light debris from carpet, rugs, or bare floors.



Use as an agitator for stubborn spots on tile or concrete.



Built-in one-piece squeegee works on rough concrete surface.

Handles sold separately; see pages 176-180 for handle recommendations

Black(03)

Prod No	Description	Handle Style	Color	Pack	Cs Wt/Cube
VersaClean Brush & Squeegee					
36592 ▲	VersaClean Brush with Squeegee	Threaded	03	12 ea	11.00/1.08
36596 ▲	VersaClean Brush with Squeegee	Threaded	03	12 ea	14.00/1.42

NSF Listed products are designated with a ▲ and may be prefixed with an N

MOPPING



Microfiber Dry Mop

- Looped end with microfiber center clings to dust like a magnet
- Quickly attaches itself to aluminum head
- Machine washable



Launderable Dust Mops

- Hospital Grade
- Pre-laundered; synthetic backing and looped-end construction for less lint and effective dust mopping
- Blue synthetic backing with key hole and ties withstands repeated laundering; sewn construction for longer life



Microfiber Wet Mop

- Dries quicker, cleans more thoroughly than a standard mop
- Machine washable and still effective with over 500 washings
- Quickly attaches itself to aluminum head



Prod No	Description	Color	Pack	Cs Wt/Cube
Microfiber Dry Mops				
3633118	18" Microfiber Dry Mop Pad	14	12 ea	3.10/0.41
3633124	24" Microfiber Dry Mop Pad	14	12 ea	4.25/0.80
3633136	36" Microfiber Dry Mop Pad	14	12 ea	6.55/0.90
Launderable Dust Mops – Fits 5" Frame				
3648824	24" Blended Launderable Dust Mop	14	12 ea	15.96/1.36
3648836	36" Blended Launderable Dust Mop	14	12 ea	21.96/1.61
Microfiber Wet Mops				
3633218	18" Microfiber Wet Mop Pad	04, 05, 09, 14	12 ea	2.10/0.21
3633224	24" Microfiber Wet Mop Pad	14	12 ea	2.80/0.33



MOPPING

Tie-Back Dust Mops & Frames

- An economical choice for a cotton dust mop with full tie back
- Frame is constructed of heavy gauge metal
- Zinc plating reduces rust and corrosion
- Use dust mop handle (sold separately) on page 101



Wedge Dust Mop

- Cotton dust mop with frame
- Threaded handle hole
- For hard-to-reach areas
- Use dust mop handle (sold separately) on page 101



Handles sold separately; see pages 176-180 for handle recommendations

Standard(00)

Prod No	Description	Handle	Color	Pack	Cs Wt/Cube
Value Line Tie Back Dust Mops – Fits 3" Frame					
3647324	24" Dust Mop	Dust Mop	00	12 ea	11.04/0.85
3647336	36" Dust Mop	Dust Mop	00	12 ea	21.96/2.00
Value Line Tie Back Dust Mops – Fits 5" Frame					
3647524	24" Dust Mop	Dust Mop	00	12 ea	15.96/1.08
3647536	36" Dust Mop	Dust Mop	00	12 ea	18.96/1.42
3647548	48" Dust Mop	Dust Mop	00	12 ea	24.96/1.83
Dust Mop Frames					
41672	24" Mop Frame, 5" Wide	Clip-On/Flexible	00	12 ea	12.75/0.42
41673	36" Mop Frame, 5" Wide	Clip-On/Flexible	00	12 ea	17.00/0.62
3647248	48" Mop Frame, 5" Wide	Clip-On/Flexible	00	12 ea	24.00/1.01
Wedge Dust Mop					
36490	Wedge Dust Mop	Threaded	00	12 ea	7.20/1.07
36490R	Wedge Mop Replacement	Threaded	00	12 ea	5.04/1.07



Microfiber Charging Bucket

- Rectangular bucket with 6 gallon capacity
- Includes snap-on lid and clip-on plastic sleeve for window washers and squeegees
- Molded-in graduations
- Ergonomic handle for easy transportation



Aluminum Flat Mop Heads & Telescoping Handle For Microfiber

Mop Heads

- Heavy duty construction and swivel mechanism
- For use with wet and dry microfiber flat mops

Handle

- 70" telescopic handle for use with Aluminum flat mop heads



Handles sold separately; see pages 176-180 for handle recommendations



Prod No	Description	Handle	Color	Pack	Cs Wt/Cube
Rectangular Microfiber Bucket					
3633019	6 gal Rectangular Microfiber Bucket	—	23	3 ea	12.50/1.15
Aluminum Flat Mop Heads					
3633519	18" Aluminum Flat Mop Head	3633670	00	12 ea	8.60/0.98
3633525	24" Aluminum Flat Mop Head	3633670	00	12 ea	10.90/1.25
3633537	36" Aluminum Flat Mop Head	3633670	00	12 ea	13.30/1.92
Telescoping Handle					
3633670	70" Aluminum Telescopic Handle	—	00	12 ea	3.70/1.20

MOPPING

Use the guide below to help choose the right products for your floor care needs.

General Mopping

Choose mops with high absorbency, release and durability. If laundering facilities are available, it is beneficial to take advantage of launderable mops to save money. For performance and durability choose a synthetic blend or rayon mop with looped end and woven tailbands.

Yarn

- It is important to choose the right mop in order to get maximum efficiency
- Some yarns naturally perform specific cleaning tasks better than others

Yarn Ply

- Yarn ply is the number of strands twisted together to make a single yarn strand
- Although more plies give added strength, it does not always mean higher quality yarn
- More strands can add durability, but they decrease absorbency
- It is better & more cost effective to choose a higher quality yarn than a high ply, low quality yarn

Twist

- The “twist” of a yarn is a result of how tightly the fiber strands are wound together
- A tightly twisted yarn might have more strength & last longer, but it can have less absorbency
- The best choice is determined by the type & quality of the yarn, as well as the mop’s construction
- Mops with looped-end construction allow the yarn to have a loose twist without the fraying

Finish Mopping

For finish mopping applications look for a rayon or synthetic mop. These mops offer high absorbency and release. To make sure you are achieving maximum floor coverage with minimal streaking choose a tailband and looped end yarn.

	Advantages	Disadvantages	Use
Cotton	Good absorption & retention with limited shrinkage & a low initial cost.	Break-in period required. Slow drying yarn leads to mildew & deterioration. Lints.	Designed for general use. Scrubbing & cleaning up liquids.
Synthetic	Long stable fiber offers excellent tensile strength without linting.	Higher cost. Poor absorption.	Rough surfaces.
Cotton Synthetic Blend	Excellent choice for performance, price & durability. Synthetic fiber offers durability & color options.	Possible shrinkage.	Requested by professionals who require a better, longer lasting mop.
Rayon	Absorbs quickly with easy release. Dries fast & is mildew resistant. Cleaner yarn with less linting.	Shrinks when laundered and has less liquid retention.	Use for applying liquids such as disinfectant or floor finishes.



Band Styles



Wide Band
Vinyl coated mesh. 5" Width



Narrow Band
Textured polyester tape. 1-1/4" Width



Screw Top
Textured polyester tape with a metal screw on attachment. 1.25" Width

Handle — Jaw Style



Handle — Quick Change/Release



Handle — Screw In





Cut-End Or Looped-End



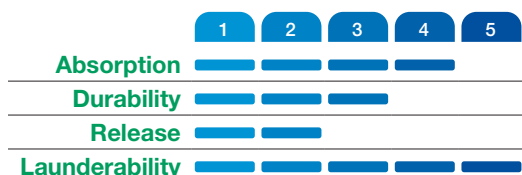
Cut-End

- Cut-end mops are the most popular
- Low purchase price compared to looped end
- Cannot be laundered
- Cover less area per pass when mopping

Looped-End

- Superior performance & lasts longer than cut-end mops
- Launderable
- Tailband style gives better mopping coverage
- Looped-ends prevent fraying & unraveling so you can achieve reduced labor costs & replace mops less often
- Although the initial investment is more than a cut-end style, the life expectancy makes looped-end mops a more economical choice

How We Rate Our Mops



Absorbency

The absorbency of a mop refers to the ability to pick up and retain liquid. Higher levels allow faster floor drying times, leading to greater productivity and safety. Rayon and cotton yarns have the highest absorbency.

Durability

Mop durability is a measure of how long it will last or perform before needing replacement. Synthetic and blended mops are the most durable.

Release/Retention

Release is the ability of a mop to disperse liquid onto the floor or during wringing. Higher levels allow faster and more complete wringing, as well as more efficient application of cleaning solutions on the floor.

Launderability

The launderability is based on the number of washing cycles it can withstand before the construction of the mop is degraded. Synthetic and blended fiber mops have the highest levels of launderability.

Sizes Are Indicated By Tailband Color

Small



Medium



Large



X-Large



Brick Packs

Mops that are available in brick packs reduce cube up to 62%

(Item #s ending with a "B" are sold in brick packs)

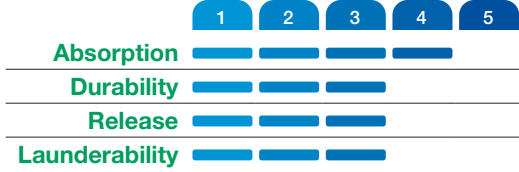




MOPPING

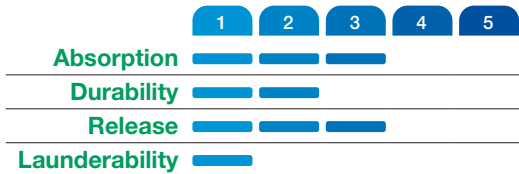
Synthetic/Cotton Blend Looped-End

- Maximum Durability
- 50-75 uses per mop
- S, M, and L are available in brick packs



4 Ply Cotton Looped-End

- All purpose for general cleaning
- Packaged in brick packs



Handles sold separately; see pages 176-180 for handle recommendations



Prod No	Description	Handle	Color	Pack	Cs Wt/Cube
Synthetic/Cotton Blend (Wide Band)					
369412B	Small Yellow Wide Band Mop with White Yarn	Jaw Style	00	12 ea	8.00/0.68
369442B	Small Yellow Wide Band Mop with Blue Yarn	Jaw Style	14	12 ea	8.00/0.68
369472B	Small Yellow Wide Band Mop with Green Yarn	Jaw Style	09	12 ea	8.00/0.68
369418B	Medium Green Wide Band Mop with White Yarn	Jaw Style	00	12 ea	12.5/0.68
369448B	Medium Green Wide Band Mop with Blue Yarn	Jaw Style	14	12 ea	12.50/0.68
369478B	Medium Green Wide Band Mop with Green Yarn	Jaw Style	09	12 ea	12.50/0.74
369424B	Large Red Wide Band Mop with White Yarn	Jaw Style	00	12 ea	17.20/0.74
369454B	Large Red Wide Band Mop with Blue Yarn	Jaw Style	14	12 ea	17.20/0.74
369484B	Large Red Wide Band Mop with Green Yarn	Jaw Style	09	12 ea	17.20/0.74
369430	X-Large Blue Wide Band Mop with White Yarn	Jaw Style	00	12 ea	23.04/2.71
369460	X-Large Blue Wide Band Mop with Blue Yarn	Jaw Style	14	12 ea	23.04/2.92
4-Ply Cotton (Wide Band)					
369550B	Small Yellow Band Looped-End Mop	Jaw Style	00*	12 ea	8.00/0.68
369551B	Medium Green Band Looped-End Mop	Jaw Style	00*	12 ea	12.50/0.68
369552B	Large Red Band Looped-End Mop	Jaw Style	00*	12 ea	17.20/0.74
4 Ply Cotton (Narrow Band)					
369413B	Small Yellow Band Looped-End Mop	Quick Release/Quick Change	00*	12 ea	8.10/0.68
369419B	Medium Green Band Looped-End Mop	Quick Release/Quick Change	00*	12 ea	12.60/0.68
369425B	Large Red Band Looped-End Mop	Quick Release/Quick Change	00*	12 ea	17.80/0.74



Microfiber Looped-End

- Microfiber mop combines the absorbency and durability of microfiber with conventional mop design and functionality
- Washable mop dries quickly and is still effective with 500 washings
- See pages 85 & 87 for a complete list of microfiber products

	1	2	3	4	5
Absorption	█	█	█	█	█
Durability	█	█	█	█	█
Release	█	█	█	█	█
Laundryability	█	█	█	█	█



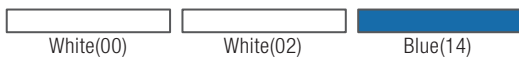
Rough Surface Looped-End

- 17 oz knitted fleece provides twice the absorbency of cotton yarn mops
- Excellent for abrasive surfaces: stone, quarry, tile, and concrete

	1	2	3	4	5
Absorption	█	█	█	█	█
Durability	█	█	█	█	█
Release	█	█	█	█	█
Laundryability	N/A				



Handles sold separately; see pages 176-180 for handle recommendations



Prod No	Description	Handle	Color	Pack	Cs Wt/Cube
Microfiber (Wide Band)					
369420	Medium Loop End Microfiber Mop	Jaw Style	02, 14	12 ea	14.00/1.33
Rough Surface (Narrow Band)					
369320	Medium Looped-End Rough Surface Mop	Quick Release/Quick Change	00	12 ea	11.04/1.06



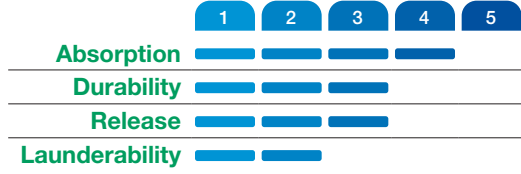
MOPPING

Rayon Blend Finishing Looped-End

- Durable 4-ply rayon blend has narrow band
- Releases liquid faster than a conventional mop for a smoother finish
- Brick packed



369674B



4 Ply Cotton Cut-End

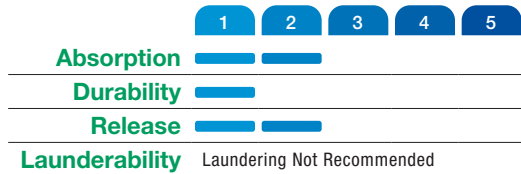
- Economical choice for general mopping
- Brick packed



369817B



369824B



Handles sold separately; see pages 176-180 for handle recommendations

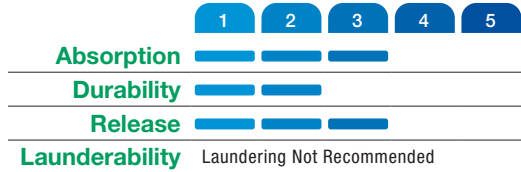


Prod No	Description	Handle	Color	Pack	Cs Wt/Cube
4 Ply Rayon Blend Finishing (Wide Band)					
369670B	#20 Medium Finishing Looped-End Mop	Quick Release/Quick Change	14	12 ea	14.00/0.68
369674B	#24 Large Finishing Looped-End Mop	Quick Release/Quick Change	14	12 ea	17.20/0.74
4 Ply Cotton (Narrow Band)					
369816B	#16 Small Cut-End Mop	Quick Release/Quick Change	00	12 ea	10.25/0.68
369820B	#20 Medium Cut-End Mop	Quick Release/Quick Change	00	12 ea	13.25/0.68
369824B	#24 Large Cut-End Mop	Quick Release/Quick Change	00	12 ea	16.25/0.68
369832	#32 X-Large Cut-End Mop	Quick Release/Quick Change	00	12 ea	20.52/1.66
4 Ply Cotton (Wide Band)					
369811B	#16 Small Cut-End Mop	Jaw Style	00	12 ea	9.50/0.68
369814B	#20 Medium Cut-End Mop	Jaw Style	00	12 ea	10.25/0.68
369817B	#24 Large Cut-End Mop	Jaw Style	00	12 ea	14.00/0.68
369819B	#32 X-Large Cut-End Mop	Jaw Style	00	12 ea	15.50/0.68



8 Ply Cotton Cut-End

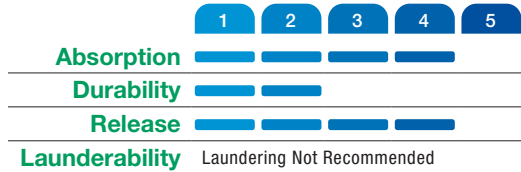
- Abrasion-resistant, long lasting 8 ply cotton
- Best for general purpose cleaning



369724

4 Ply Rayon Cut End

- Easy to change mop heads lie flat for more efficient mopping
- 40345 Kwik-On wood handle (sold separately) attaches securely to Kwik-On mop head with a counter-sunk, reinforced thread



369074B

Handles sold separately; see pages 176-180 for handle recommendations

Standard(00)

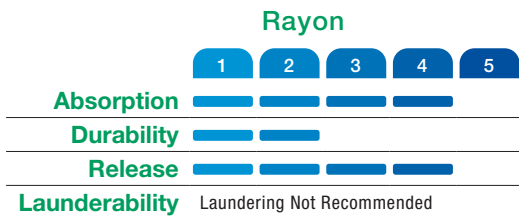
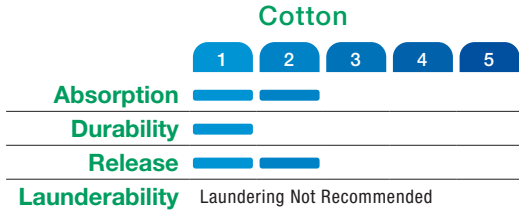
Prod No	Description	Handle	Color	Pack	Cs Wt/Cube
8-Ply Cotton (Narrow Band)					
369724	#24 Select Cut-End Mop	Quick Release/Quick Change	00	12 ea	18.96/1.81
369732	#32 Select Cut-End Mop	Quick Release/Quick Change	00	12 ea	26.04/1.96
4-Ply Rayon (Narrow Band)					
369066B	#16 Small Cut-End Mop	Quick Release/Quick Change	00	12 ea	8.00/0.68
369070B	#20 Medium Cut-End Mop	Quick Release/Quick Change	00	12 ea	13.25/0.68
369074B	#24 Large Cut-End Mop	Quick Release/Quick Change	00	12 ea	16.45/0.74
369082	#32 X-Large Cut-End Mop	Quick Release/Quick Change	00	12 ea	20.52/1.58



MOPPING

Kwik-On™ Screw Top

- Easy to change mop heads lie flat for more efficient mopping
- 40345 Kwik-On wood handle (sold separately) attaches securely to Kwik-On mop head with a counter-sunk, reinforced thread



Handles sold separately; see pages 176-180 for handle recommendations

Standard(00)

Prod No	Description	Handle	Color	Pack	Cs Wt/Cube
8-Ply Cotton (Narrow Band)					
369724	#24 Select Cut-End Mop	Quick Release/Quick Change	00	12 ea	18.96/1.81
369732	#32 Select Cut-End Mop	Quick Release/Quick Change	00	12 ea	26.04/1.96
4-Ply Cotton (Kwik-On Screw Top)					
369024C	#24 Kwik-On Cotton Mop	Kwik-On	00	12 ea	18.96/1.50
4-Ply Rayon (Kwik-On Screw Top)					
369024R	#24 Kwik-On Rayon Mop Head	Kwik-On	00	12 ea	18.96/1.26
Kwik-On Handle					
40345	60" Kwik-On Handle 1-1/8" Diameter	—	00	12 ea	16.70/0.54



Automatic Sponge Mop

- Recommended for mopping smooth surfaces
- Synthetic sponge head absorbs liquid fast

Ty-Dee™ Sponge Mop

- Recommended for mopping smooth surfaces
- Cellulose sponge head with non-corrosive metal parts and enameled wood handle

Wax Applicator

- Synthetic woven pile perfect for applying waxes, sealers and finishes
- Handle sold separately; see pages 176-180 for handle recommendations



Standard(00)

Prod No	Description	Color	Pack	Cs Wt/Cube
Automatic Sponge Mops – Aluminum Handle				
40300	8-1/2" Automatic Sponge Mop	00	12 ea	23.80/5.78
40301	12" Automatic Sponge Mop	00	6 ea	13.85/7.23
40305	8-1/2" Automatic Sponge Mop Refill	00	12 ea	3.85/0.44
40306	12" Automatic Sponge Mop Refill	00	6 ea	2.75/2.21
Ty-Dee Sponge Mop – Enamel Wood Handle				
36990	8-1/4" Ty-Dee Sponge Mop with Built-in Wringer	00	12 ea	18.96/4.04
36990R	8-1/4" Ty-Dee Refill	00	12 ea	3.96/0.35
Wax Applicator				
361600	16" Applicator	00	12 ea	16.00/0.68
361603	16" Applicator Refill	00	24 ea	4.00/0.92



MOPPING

Bucket & Wringer Combos

- Made of durable, corrosion resistant polyethylene
- Non-marking casters
- Available in 26 or 35 quart sizes
- Individual Side Press Wringer available – fits both 26 quart (36908) and 35 quart (36904) mop buckets

**LASTS
65,000
CYCLES**
30% longer* than the competition!



Prod No	Description	Color	Pack	Cs Wt/Cube
Mop Buckets				
36908	26 qt Bucket with Side Press Wringer	04, 05, 09, 14, 69	1 ea	15.40/3.01
36904	35 qt Bucket with Side Press Wringer	04, 05, 09, 14, 69	1 ea	19.10/3.15
36908W	Side Press Wringer for 26 qt and 35 qt Mop Bucket	04, 05, 09, 14, 69	1 ea	8.00/1.62
36905	35 qt Bucket with Down Press Wringer	04	1 ea	22.20/3.32
36908C	3" Swivel Casters for all Mop Buckets	00	2 ea	8.00/2.88

*Based on internal testing of Carlisle's Down Press Wringer



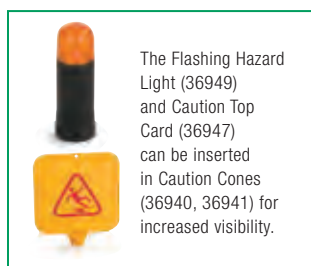
Wet Floor Signs

- Durable polypropylene
- Specially designed feet minimize contact with floor to protect floor finishes
- 36900 locks into place to prevent collapsing
- Compact for easy storage



Freestanding Caution Cones and Accessories

- 360° visibility
- Caution message appears in English, Spanish and French



The Flashing Hazard Light (36949) and Caution Top Card (36947) can be inserted in Caution Cones (36940, 36941) for increased visibility.



Caution Pop Up Cones

- 360° visibility
- Caution message appears in English, Spanish and French
- Case can be mounted to wall for easy access



Case for 36942 Pop Up Caution Cone

Caution Barrier

- Two-sided barrier
- Caution message appears in English, Spanish and French



Prod No	Description	Color	Pack	Cs Wt/Cube
Folding Wet Floor Signs				
36900*	Floor Sign (English/Spanish)	00	6 ea	11.25/1.88
36909	Economy Wet Floor Sign (English/Spanish/German)	04	6 ea	12.60/1.45
Caution Cones & Barriers				
36940	27" Caution Cone	04	3 ea	22.00/3.70
36941	36" Caution Cone	04	3 ea	22.00/4.75
36942	20" Pop Up Caution Cone	04	12 ea	57.00/2.18
36949	Caution Cone Flashing Hazard	04	12 ea	7.37/1.30
36947	Caution Cone Top Card	04	12 ea	11.00/1.59
36944	Three Panel Caution Barrier	04	1 ea	9.47/2.53
36945	One Panel Caution Barrier Add On	04	1 ea	4.62/2.53

*Listed under US Patent No. 7013590B1

HANDLE MATERIALS

All handles serve an important purpose for every cleaning job.

Carlisle provides many different handle materials to meet your specific need and application.

	Fiberglass	Plastic	Wood
Durability	Medium*	Medium*	Medium*
Corrosion Resistance	N/A	N/A	N/A
Weight	Medium	Medium	Low
Chemical Resistance	High	Polypropylene – High PVC – Medium	Medium
Flexibility	Low	High	Medium*

* Wall thickness or handle diameter may vary and affect durability or flexibility

Fiberglass



Plastic



Wood



	Aluminum	Stainless Steel	Steel
Durability	Low	High	Medium*
Corrosion Resistance	Medium	High	Low
Weight	Low	High*	Medium
Chemical Resistance	Medium	High	Low
Flexibility	High*	Low	Medium

* Wall thickness or handle diameter may vary and affect durability or flexibility

Aluminum



Stainless Steel



Steel





HANDLES

Quick-Release Mop Handles

- Only Carlisle offers a unique locking mechanism that prevents mop being dislodged or falling off
- Color coded for compliance with HAACP regulations
- 60" durable fiberglass
- Flexible plastic head with hinged gripper bites into any size mop band
- Releases mop head quickly for labor savings; employees never need to touch a dirty mop head



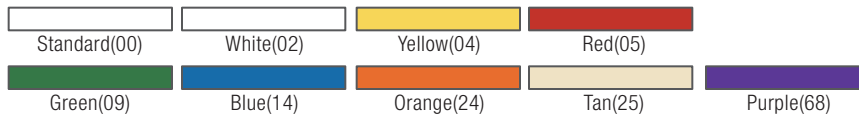
For Narrow Band Mops



Quick Change Handles

- Economical choice
- Use with narrow band mops
- Plastic head with thumb wheel clamps mop in place
- Metal heads feature standard wing nut construction with a quick release cross bar

For Narrow Band Mops



Prod No	Description	Handle Dia	Color	Pack	Cs Wt/Cube
Color-Coded Quik-Release Mop Handle					
41664	60" Fiberglass Mop Handle	1"	02, 04, 05, 09, 14, 24, 25, 68	12 ea	15.75/2.78
Quik-Release Handle					
369595	Quik-Release Powder-Coated Metal Handle	—	00	12 ea	17.60/2.68
Quick Change Handles – Wood					
369365	60" Wood Mop Handle with Plastic Head	1-1/8"	00	12 ea	22.50/3.46
40340	63" Wood Mop Handle with Metal Head	1-1/8"	00	12 ea	30.00/2.00
Quick Change Handle – Fiberglass					
369375	60" Fiberglass Mop Handle with Plastic Head	1"	00	12 ea	16.25/3.46
Quick Change Handle – Vinyl Coated Metal					
36968	60" Handle with Plastic Head	1"	00	12 ea	15.36/2.27



Jaw Style Mop Handles

- Jaw clamp attachment prevents handle to floor contact avoiding scratching and other damage
- Color coded for compliance with HAACP regulations
- Releases mop head without employee touching dirty mop head
- Clamp teeth for secure hold and more efficient cleaning



369475 – Color coded for HAACP compliance


36970

Kwik-On™ Screw Top

- Most secure mop head fit
- Easy to change mop heads lie flat for more efficient mopping
- 40345 Kwik-On wood handle attaches securely to Kwik-On mop head (sold separately) with a counter-sunk, reinforced thread



40345



362013 – High durability



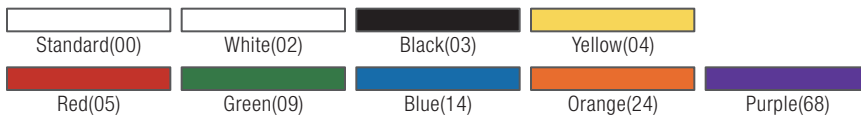
45850 – Economy wood



364105 – Easy attachment

Dust Mop Handles

- Available in wood, coated metal and fiberglass
- 360° movement for fast and easy cleaning
- 364105 features a flexible connector
- 362113 fiberglass color coded for compliance with HAACP regulations



Prod No	Description	Handle Dia	Color	Pack	Cs Wt/Cube
Jaw Style Mop Handles					
369475	60" Fiberglass Mop Handle	1"	00, 02, 03, 04, 05, 09, 24, 68	12 ea	25.00/3.46
36970	60" Vinyl Coated Metal Mop Handle	15/16"	00	12 ea	13.92/2.27
Kwik-On Handle					
40345	60" Kwik-On Handle 1-1/8" Diameter	—	00	12 ea	16.70/0.54
Dust Mop Handles					
364105	60" Vinyl Coated Metal Dust Mop Handle with Flexible Connector	15/16"	00	12 ea	15.00/2.10
45850	60" Wood Dust Mop Handle with Clip-On Connector	15/16"	00	12 ea	20.00/1.63
362013	60" Vinyl Coated Metal Dust Mop Handle with Clip-On Connector	15/16"	00	12 ea	20.10/2.54
Fiberglass Dust Mop Handles					
362113	60" Fiberglass Dust Mop Handle	1"	02, 03, 04, 05, 09, 14, 24, 68	12 ea	25.00/3.46



HANDLES

Carlisle offers a **large selection of professional quality handles** that include fiberglass, plastic, metal, hardwood and telescoping.

Wood Handles

- All-purpose handles
- Made of lacquered hardwood
- Available in a large selection of standard threaded and tapered styles, along with our Anchor™ Style
- Economical choice

Learn more about the Flex-All handle on page 106



Standard(00)

Prod No	Description	Handle Dia	Handle Style	Color	Pack	Cs Wt/Cube
Wood Threaded Handles						
3620104	48" Wood Handle	7/8"	Threaded	00	12 ea	9.96/0.44
40271	60" Wood Handle	15/16"	Threaded	00	12 ea	13.36/0.49
40267	60" Wood Handle	1-1/8"	Threaded	00	12 ea	16.00/0.62
3620016	72" Wood Handle	15/16"	Threaded	00	12 ea	14.04/0.88
Flex-All Adapter Handle						
40281	54" Wood Handle with 4" Flex-All Adapter	15/16"	Threaded	00	6 ea	7.00/0.43
Nylon Threaded Handle						
40285	60" Nylon Thread Tip Wood Handle	15/16"	Nylon Thread	00	12 ea	13.00/0.52
Anchor Style Handle						
45270	60" Anchor Style Wood Handle	1-1/8"	Anchor	00	12 ea	22.50/0.84
Tapered Handles						
40261	54" Wood Handle	1-1/8"	Tapered	00	12 ea	15.00/0.59
3620125	60" Wood Handle	15/16"	Tapered	00	12 ea	11.04/0.56
40262	60" Wood Handle	1-1/8"	Tapered	00	12 ea	16.80/0.66
Juno Style Handle						
3620405	60" Juno Style Wood Handle	1-1/8"	Juno	00	12 ea	18.00/0.70
Metal Threaded Handles						
40275	40" Metal Threaded Wood Handle	7/8"	Metal Thread	00	12 ea	9.65/0.40
45267	60" Metal Threaded Wood Handle	15/16"	Metal Thread	00	12 ea	13.75/0.49
3620055	60" Metal Threaded Wood Handle	1-1/8"	Metal Thread	00	12 ea	16.92/0.42
45268	72" Metal Threaded Wood Handle	15/16"	Metal Thread	00	12 ea	17.00/0.58
3620058	96" Metal Threaded Wood Handle	1-1/8"	Metal Thread	00	12 ea	27.96/1.39



41291 – Flex Tip, available in 36"



41225 – Flex Tip, available in 48"



40225 – Flex Tip, available in 60"



41226 – Flex Tip, available in 72"



40220 – Compatible with tapered or threaded



40210 – Fits locking collar tools



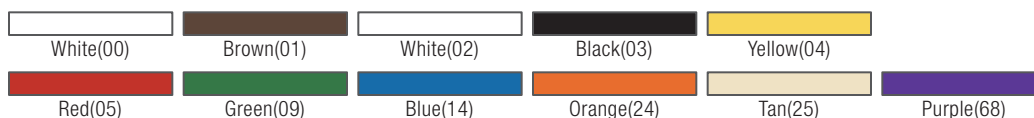
40227 – Foam filled, most durable



41020 – Adjusts up to 8' long

Color-Coded Fiberglass Handles

- Durable for heavy usage
- For use with push brooms, sweeps, squeegees and floor scrubs
- Fiberglass handles are available in threaded, tapered/threaded and telescoping
- Self-Locking Flex-Tip Handle offers greater flexibility and reduces handle stress
- Available in up to 10 different colors to ensure HAACP compliance



Prod No	Description	Handle Dia	Handle Style	Color	Pack	Cs Wt/Cube
Fiberglass Handles						
41291	36" Fiberglass Handle with Self-Locking Flex-Tip	1"	Threaded	00	12 ea	8.50/0.48
41225	48" Fiberglass Handle with Self-Locking Flex-Tip	1"	Threaded	00, 01, 04, 05, 09, 14	12 ea	10.50/0.64
40225	60" Fiberglass Handle with Self-Locking Flex-Tip	1"	Threaded	01, 02, 03, 04, 05, 09, 14, 24, 25, 68	12 ea	13.00/0.80
40227	60" Solid Foam Filled Fiberglass Handle with Self-Locking Flex-Tip	1"	Tapered/Threaded	02, 04, 05, 09, 14	12 ea	16.00/0.80
40220	60" Fiberglass Handle	1"	Tapered/Threaded	01, 02, 04, 05, 09, 14	12 ea	12.00/2.14
40210	60" Economy Fiberglass Handle	15/16"	Threaded	01, 02, 04, 05, 09, 14	12 ea	10.26/0.89
41226	72" Fiberglass Handle with Self-Locking Flex-Tip	1"	Threaded	00	12 ea	15.65/0.96
362113	60" Fiberglass Dust Mop Handle	1"	—	02, 03, 04, 05, 09, 14, 24, 68	12 ea	25.00/3.46
41020	54" to 8' Threaded Telescoping Fiberglass Handle	1"	Threaded	01, 02, 04, 05, 09, 14, 25	12 ea	28.00/1.00



HANDLES

Steel Handles

- Heavy-duty stainless steel handles are highly chemical resistant
- For use with caustic chemicals or in a sanitary food processing environment
- Highly durable alternative to fiberglass

Coated Metal Handles

- Lightweight and economical
- Plastic hanging cap

Flo-Thru Handle

- Use with most window, wall and vehicle Flo-Thru brushes
- Features an on/off valve to control water flow

3-Piece Aluminum Handle

- Utilizes metal y-connectors to secure sections
- Easily broken down for easy storage and transport for on demand use
- Compact size saves on shipping costs
- Shelf-ready packaging
- Universal thread



Prod No	Description	Handle Dia	Handle Style	Color	Pack	Cs Wt/ Cube
Steel Handles						
41199	60" Stainless Steel Handle	1"	Threaded	00	12 ea	24.00/0.91
45259	60" Steel Handle	15/16"	Threaded	00	12 ea	14.70/0.69
Coated Metal Handles						
3620275	60" Heavy-Duty Plastic Coated Metal Handle with Metal Tip	15/16"	Threaded	03	12 ea	30.00/0.45
40223	60" Wood Grain Plastic Coated Metal Handle with Metal Tip	15/16"	Threaded	00	12 ea	13.50/0.56
3620194	48" Light-Weight Powder Coated Metal Handle with Plastic Tip	7/8"	Threaded	14	12 ea	7.85/0.71
3620294	48" Plastic Coated Metal Handle with Plastic Tip	15/16"	Threaded	03	12 ea	8.00/0.46
Flo-Thru Handle						
40241	60" Fiberglass Flo-Thru Handle with NPT Thread and Shut-Off Valve	7/8"	Threaded	04	12 ea	15.00/0.80
3-Piece Aluminum Handle						
40224	60" 3-Piece Aluminum Handle with Standard Thread	1"	Threaded	00	12 ea	13.00/0.80



365408



40251



41020




40233 – Available in 36" and 48"



40232 – Available in 54" and 60"



41232 – Tapered



Telescopic Handles

- Adjusts quickly to desired length
- Standard threaded end
- Ideal for window brushes and squeegees

Aluminum with Locking Joints

- Ribbed aluminum for grip
- Tapered threaded tip for compatibility with all window squeegees
- Twist locking joints for securing desired length

Aluminum Handle

- Smooth finish
- Three section adjustability for more specific length needs

Threaded Fiberglass Handle

- Color coded options for compliance with HAACP regulations
- High durability fiberglass

Plastic Handles

- A variety of sizes with reinforced threaded tip
- For light usage
- For foodservice and sanitary applications when fiberglass is not compatible


Prod No	Description	Handle Dia	Handle Style	Color	Pack	Cs Wt/Cube
Telescopic Handles						
365408	54" to 8' Aluminum Telescopic Handle with Locking Joints	1"	European Tapered/Standard Threaded	00	10 ea	11.90/0.48
365414	67" to 14' Aluminum Telescopic Handle with Locking Joints	1"	European Tapered/Standard Threaded	00	10 ea	30.00/1.42
365420	87" to 20' Aluminum Telescopic Handle with Locking Joints	1"	European Tapered/Standard Threaded	00	10 ea	40.00/1.62
40251	41" to 8' Aluminum Telescopic Handle	3/4"	Threaded	00	6 ea	9.00/0.25
40250	57" to 12' Aluminum Telescopic Handle	1"	Threaded	00	6 ea	12.00/0.44
41014	79" to 18' Aluminum Telescopic Handle	1"	Threaded	00	6 ea	16.25/0.89
36424T	83" to 24' Aluminum Telescopic Handle	1"	Threaded	00	6 ea	22.02/1.16
41020	54" to 8' Threaded Telescoping Fiberglass Handle	1"	Threaded	01, 02, 04, 05, 09, 14, 25	12 ea	28.00/1.00
Plastic Handles						
40230	36" Plastic Handle with Reinforced Tip	1"	Threaded	00*	12 ea	17.70/0.55
40233	48" Plastic Handle with Reinforced Tip	1"	Threaded	00*	12 ea	22.00/0.76
41165	54" Plastic Handle with Reinforced Tip	1"	Threaded	00*	12 ea	23.00/0.79
40232	60" Plastic Handle with Reinforced Tip	1"	Threaded	00*	12 ea	27.00/0.91
41232	60" Plastic Handle	1"	Tapered	00*	12 ea	27.25/0.91



HANDLES

Flex-All™ Adapter Handle

- Provides a flexible link to prevent tip breakage, deforming, or whipping of handle if broom comes into contact with immobile objects
- Reduces the chance of personal injury or equipment and door facing damage
- Prevents broom handle tip from breaking off in broom head



40281




Braces & Adapters

- Prevents broken handles even when sweeping large accumulations
- Rust-resistant; includes necessary hardware and instructions
- Use with 24" and 36" push brooms

45280

- Compatible with broom lengths 24" and higher
- Most heavy duty brace connection to prevent handle breaking



45280

365150

- Compatible with all handle styles



365150



Standard(00)

Prod No	Description	Handle Dia	Handle Style	Color	Pack	Cs Wt/Cube
Flex-All Adapter Handle						
40281	54" Wood Handle with 4" Flex-All Adapter	15/16"	Threaded	00	6 ea	7.00/0.43
Braces & Adapters						
45280	Large Metal Handle Brace	—	—	00	12 ea	6.00/0.49
365150	Small Metal Block Handle Brace	—	—	00	24 ea	6.50/0.17
45282	Aluminum Replacement Thread	15/16"	—	00	12 ea	2.00/0.05



Roll 'N Grip™ Broom & Brush Holder System

- Adjustable rack holds a variety of different handle diameters
- Comes with a convenient hook for tools and brushes (additional hooks and grippers are available by special order)
- Rack anchor holes are 16" on center (mounting screws included)



TOP SELLER



40731

Roll 'N Grip Plus

- Constructed of light-weight, durable ABS and rubber
- Fold-up hanging hooks for smaller items
- For use in temperatures from -4°F to 176°F
- Grips accommodate items from 5/8" - 1-1/4" in diameter and 0.4 - 8-1/4 lbs
- Hanging hooks can hold up to 1-1/2 lbs each



40737

Color-Coded Brush Rack

- Heavy-gauge aluminum
- Extra deep (2-1/4") frame extends out from wall to allow brushes to hang with bristles facing the wall
- Holds up to 10 hanging tools
- Mounting holes are 16" on center (mounting screws included)
- Available in 5 colors to support HACCP compliance



40735



Prod No	Description	Color	Pack	Cs Wt/Cube
Roll 'N Grip Broom & Brush Holder System				
40731	18" Roll 'N Grip Broom & Brush Holder System	00	12 ea	9.00/1.06
40732	Roll 'N Grip Replacement Roller (2 per pack) with 4 Wood Screws	00	12 pk	3.35/0.30
40733	Roll 'N Grip Replacement Hooks (2 per pack) with 4 Wood Screws	00	12 pk	0.50/0.16
Roll 'N Grip Plus				
40737	16-1/2" Roll 'N Grip Plus Broom & Brush Holder	00	24 ea	35.00/2.68
Color-Coded Brush Rack				
40735	17" Brush Rack	00*, 04, 05, 09, 14	12 ea	3.50/0.77

EZSnap

SAVE MONEY & BE ECO-FRIENDLY




THE **TOTAL** FLOOR CARE SYSTEM

Value Rotary Brushes & EZ Snap Clutch Plates

Carlisle knows that proper floor cleaning and maintenance requires the right equipment and supplies. **We couple our value rotary brushes and EZ Snap clutch plates to create a simple solution for floor maintenance.** Combine all of their features and what you get is real, measurable cost savings along with “peace of mind” knowing you are doing what is right for the environment.

When compared to floor pads, Value Rotary Brushes are:


- **MORE COST EFFECTIVE** – outlasts floor pads 100 to 1
- **MORE EFFICIENT** – less change outs of brushes lowers your labor cost
- **MORE SUSTAINABLE** – long lasting brushes reduce packaging, storage and landfill waste



Daily Cleaning Brush

Replaces White Floor Pads


- Specifically designed for daily cleaning and maintaining of all high gloss floor surfaces
- Ideal for use on ceramic tile, concrete, marble, quarry tile, slate, terrazzo and VCT



Red Cleaning Brush

Replaces Red Floor Pads


- For medium to mildly aggressive cleaning of ceramic tile, concrete, marble, non-slip flooring, quarry tile, rubber, slate, terrazzo and VCT
- .022" nylon fibers impregnated with 320 grit silicon carbide



Scrubbing/Stripping Brush

Replaces Black Floor Pads

- Excellent for scrubbing concrete and stripping quarry tile, terrazzo and VCT
- .050" nylon fibers impregnated with 80 grit silicon carbide



Short Trim Pad Driver

- 1/2" long, polypropylene bristles unevenly trimmed and widely spaced for excellent holding power

To see how you can save even more money visit www.carlislefsp.com/ez






EZ SNAP FLOOR CARE SYSTEM

Carlisle has combined our value rotary brushes and EZ Snap clutch plates to create a **simple, cost-efficient solution for floor maintenance.**

Value Rotary Brushes

- Long lasting brushes reduce packaging, storage and landfill waste
- Wear Indicator on side of block takes the guesswork out of when to change out brush
- Available in three popular bristle “strengths” for all hard floor maintenance applications
- Irregular bristle length for optimal cleaning on uneven surfaces



Prod No	Description	Pack	Cs Wt/Cube
Value Rotary Brushes			
White	Red	Black	
3611VWH	3611VRD	3611VBK	11" Value Rotary Brush
3612VWH	3612VRD	3612VBK	12" Value Rotary Brush
3613VWH	3613VRD	3613VBK	13" Value Rotary Brush
3614VWH	3614VRD	3614VBK	14" Value Rotary Brush
3615VWH	3615VRD	3615VBK	15" Value Rotary Brush
3616VWH	3616VRD	3616VBK	16" Value Rotary Brush
3617VWH	3617VRD	3617VBK	17" Value Rotary Brush
3618VWH	3618VRD	3618VBK	18" Value Rotary Brush
3619VWH	3619VRD	3619VBK	19" Value Rotary Brush
3620VWH	3620VRD	3620VBK	20" Value Rotary Brush

Prod No	Description	Pack	Cs Wt/Cube
Short Trim Pad Driver			
3611PD	11" Short Trim Pad Driver	1 ea	2.50/0.25
3612PD	12" Short Trim Pad Driver	1 ea	3.75/0.37
3613PD	13" Short Trim Pad Driver	1 ea	3.75/0.37
3614PD	14" Short Trim Pad Driver	1 ea	3.94/0.45
3615PD	15" Short Trim Pad Driver	1 ea	4.00/0.51
3616PD	16" Short Trim Pad Driver	1 ea	5.20/0.68
3617PD	17" Short Trim Pad Driver	1 ea	5.75/0.72
3618PD	18" Short Trim Pad Driver	1 ea	6.10/0.68
3619PD	19" Short Trim Pad Driver	1 ea	7.00/0.87
3620PD	20" Short Trim Pad Driver	1 ea	7.70/0.87



EZ Snap Clutch Plates

- Patent pending design provides durability and ease of use
- Simple, snap in installation
- Variety of styles to fit popular machines models



364192BD



364108BD



364192REZ



364112BD



36P74BD



364200BD



364148BD



364200REZ

No Tools Required for Installation

Snap On



Snap Off



Go to the EZ Snap landing page at www.carlislefsp.com/ez. Here you can find all the EZSnap tools you need.

Prod No	Description	Pack	Cs Wt/Cube
EZ Snap Clutch Plates			
364192BD	Universal Style Clutch Plate	6 ea	2.75/0.41
364108BD	Clip On Style Brush Driver	6 ea	5.25/0.56
36P74BD	Lug Style Brush Driver	6 ea	4.40/1.07
364112BD	Win Snap Brush Driver	6 ea	4.26/0.79
364148BD	Tri Snap Brush Driver	6 ea	3.13/0.37
EZ Snap Adapter Plate			
364200BD	Adapter Plate	6 ea	2.76/0.37
EZ Risers			
364192REZ	Universal Style Combo Brush Driver	6 ea	6.24/0.79
364200REZ	Adapter Combo Brush Driver	6 ea	6.28/0.79

ROTARY BRUSHES | COLORTECH

Only Colortech Rotary Brushes Outlast
Floor Pads More Than 200 To 1*



FLOOR CARE PRODUCTS



Rotary Brushes are the simple floor care solution. They clean more effectively, using nylon filament impregnated with Silicon Carbide grit. And, we offer a wide selection of rotary brushes to match all of your floor care needs including stripping, scrubbing and general cleaning of high traffic areas in office buildings, malls, schools, hospitals, and stores.


* Based on an independent 2009 University of Illinois Colortech Rotary Brush Study – Durability/Sustainability

Advantages Over Pads:

- Rotary brushes outlast floor pads more than 200 to 1, ultimately saving time and money
- Reduces packaging, storage and waste
- Lowers labor cost by reducing change out frequency and time
- Eliminates pad tearing and the need to re-center pads
- All rotary brushes utilize durable plastic blocks specially constructed to provide long lasting, superior performance
- Brushes perform well on all types of surfaces including new or old floors with uneven surfaces
- Solution feed design allows cleaning solution to flow through rotary brush block for thorough cleaning



Showerfeed Rotary Block



Solution Feed Holes

Redesigned for better usage and a more even coverage. This improvement alone proves to be 10 times more effective at directing solution for utilization.

Interlocking Design

Increases the durability of the riser and the block.



Riser Installation

Interlocking Riser comes with stainless steel fasteners for securing the connection to the rotary brush block.

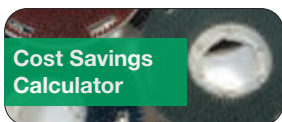


Wear Indicator

The wear indicator tab is a non-marking visual indicator for when it is time to replace the rotary brush.

Online Tools

Check out our two online tools which aid in the transition from pads to brushes.



www.carlislefsp.com/colortech_calc




www.carlislefsp.com/rotarywizard

ROTARY BRUSHES | COLOR TECH




Daily Cleaning For all High Gloss Floor Surfaces

- Specifically designed for daily cleaning of all High Gloss floor surfaces while still maintaining floor shine
- For daily cleaning of ceramic tile, concrete, marble, quarry tile, slate, terrazzo and VCT
- Irregular bristle length to assure cleaning on uneven surfaces
- Available in 11" – 20" diameter showerfeed blocks
- Great for grout lines less than 1/2" in width




Light Cleaning Replaces Light Green Pad

- For light to medium cleaning of ceramic tile, concrete, marble, quarry tile, rubber floors, slate, terrazzo and VCT
- .018" nylon fibers impregnated with 500 grit silicon carbide
- Available in 11" – 20" diameter showerfeed blocks with 1-1/2" trim
- Great for grout lines less than 1/2" in width



Cleaning Replaces Red Pads

- For medium to mildly aggressive cleaning of ceramic tile, concrete, marble, non-slip flooring, quarry tile, rubber, slate, terrazzo and VCT
- .022" nylon fibers impregnated with 320 grit silicon carbide
- Available in 11" – 20" diameter showerfeed blocks with 1-1/2" trim
- Great for grout lines less than 1/2" in width



Scrubbing Replaces Blue Pads

- For aggressive top scrubbing of ceramic tile, rubber, terrazzo and VCT
- .035" nylon fibers impregnated with 180 grit silicon carbide
- Available in 11" – 19" diameter showerfeed blocks with 1-1/2" trim
- Great for grout lines less than 1/2" in width



Stripping Replaces Black Pads

- Excellent for scrubbing of concrete and stripping of quarry tile, terrazzo and VCT
- .050" nylon fibers impregnated with 80 grit silicon carbide
- Available in 11" – 20" diameter showerfeed blocks with 1-1/2" trim
- Great for grout lines 1/2" or greater in width



Aggressive Stripping Replaces High Productivity Pads

- Aggressive scrubbing of concrete and aggressive stripping of terrazzo and VCT
- .060" nylon fibers impregnated with 46 grit silicon carbide
- Available in 11" – 20" diameter showerfeed blocks with 1-1/2" trim
- Great for grout lines 1/2" or greater in width



Concrete Floor Care

- Our most aggressive brush for scrubbing heavy soil from concrete in industrial applications
- .070" nylon fibers impregnated with 36 grit silicon carbide
- Available in 11" – 20" diameter showerfeed blocks with 1-1/2" trim



Daily Cleaning Brush

High Gloss Surfaces

Replaces Lt. Green & Red Pads

Block Dia	Prod No
11"	361100HG
12"	361200HG
13"	361300HG
14"	361400HG
15"	361500HG
16"	361600HG
17"	361700HG
18"	361800HG
19"	361900HG
20"	362000HG

Green Brush

Light Cleaning

Replaces Light Green Pads

Block Dia	Prod No
11"	361100G18-5N
12"	361200G18-5N
13"	361300G18-5N
14"	361400G18-5N
15"	361500G18-5N
16"	361600G18-5N
17"	361700G18-5N
18"	361800G18-5N
19"	361900G18-5N
20"	362000G18-5N

Red Brush

General Cleaning

Replaces Red Pads

Block Dia	Prod No
11"	361100G22-5N
12"	361200G22-5N
13"	361300G22-5N
14"	361400G22-5N
15"	361500G22-5N
16"	361600G22-5N
17"	361700G22-5N
18"	361800G22-5N
19"	361900G22-5N
20"	362000G22-5N

Blue Brush

Scrubbing

Replaces Blue Pads

Block Dia	Prod No
11"	361100G35-5N
12"	361200G35-5N
13"	361300G35-5N
14"	361400G35-5N
15"	361500G35-5N
16"	361600G35-5N
17"	361700G35-5N
18"	361800G35-5N
19"	361900G35-5N
20"	N/A

Black Brush

Stripping

Replaces Black Pads

Block Dia	Prod No
11"	361100G50-5N
12"	361200G50-5N
13"	361300G50-5N
14"	361400G50-5N
15"	361500G50-5N
16"	361600G50-5N
17"	361700G50-5N
18"	361800G50-5N
19"	361900G50-5N
20"	362000G50-5N

Purple Brush

Aggressive Stripping

Replaces High Productivity Pads

Block Dia	Prod No
11"	361100G60-5N
12"	361200G60-5N
13"	361300G60-5N
14"	361400G60-5N
15"	361500G60-5N
16"	361600G60-5N
17"	361700G60-5N
18"	361800G60-5N
19"	361900G60-5N
20"	362000G60-5N

Brown Brush

Concrete Floor Care

Block Dia	Prod No
11"	361100G70-5N
12"	361200G70-5N
13"	361300G70-5N
14"	361400G70-5N
15"	361500G70-5N
16"	361600G70-5N
17"	361700G70-5N
18"	361800G70-5N
19"	361900G70-5N
20"	362000G70-5N



ROTARY BRUSHES | GUIDE

1. Find the make and model number of your floor machine on pages 132-145 to determine the correct brush block size and clutch plate. Additional clutch plate information can be found on pages 130-131. See A1 & A2 as referred.

- Brushes and long fill pad drivers for single brush, swing machines are usually 2" smaller than the machine size. For example: a 20" machine uses an 18" block.
- Short trim pad drivers are usually 1" smaller than the machine size. Add 1" to the block size in this table for these drivers.
- Special sizes, or brushes without available plates may require a preparation charge. These are noted by instructions to CALL Customer Service for information and prices.

2. Find the brush type for your cleaning application in the Brush Selection Guide on pages 118-121. See figures B1 & B2 as referred.

3. The Rotary Wizard can also determine the item number by machine, make and model number, brush type and/or brush number. Visit www.carlislefsp.com/rotarywizard.




Figure A3

Flo-Pac® recommends the popular "P" Series Plastic Universal Clutch Plate. Alternate Universal Metal Plates are described on page 130.

When ordered with a brush, clutch plates are mounted with no installation fee.

If ordering a brush without a clutch plate, or if no plate is available for your model, specify machine model, block diameter (dimension A), and center hole diameter (dimension B). See Figure A3 above.

A1 Nilfisk-Advance (Advance)

Model No	Block Dia	Sugg Plate
All Purpose Matador 17	15"	364147P
All Purpose Matador 20	18"	364147P
BA 5321, BA 5321D	20"	364148P
Converta Max 26 (2 brushes)	12"	5-1/2" CH - 36P74
Convertamatic 17	15"	364147P
Convertamatic 18	16"	5-1/2" CH - 36P74
Convertamatic 20	18"	364147P
Convertamatic 21	19"	5-1/2" CH - 36P74

A2 Hardware

Plastic Universal 5" CH

Prod No

- 364183P
- 364192P
- 364147P
- 364146P

Metal Universal 5" CH

Prod No

- 364101A
- 364101B
- 364101C
- 364101D

B1

Aggressive Stripping

- Replaces High Productivity floor pads
- Aggressive scrubbing of concrete and aggressive stripping of terrazzo and VCT
- Irregular bristle length to assure cleaning on uneven surfaces
- Great for grout lines 1/2" or greater in width
- .060" nylon fibers impregnated with 46 grit silicon carbide
- Available in 11" - 20" dia showerfeed blocks with 1-3/4" trim

Clutch plate and riser block charts are listed on pages 130-131.

B2

Aggressive Stripping

Block Dia Prod No

Replaces High Productivity Pads

- 11" 361100G60-5N
- 12" 361200G60-5N
- 13" 361300G60-5N
- 14" 361400G60-5N
- 15" 361500G60-5N
- 16" 361600G60-5N
- 17" 361700G60-5N
- 18" 361800G60-5N
- 19" 361900G60-5N



ROTARY BRISTLE MATERIAL GUIDE



Choose the best brush for your specific application. Synthetic materials are the best choice with high quality natural materials as a good alternate. Our fine selection of bristles offers you a choice of solutions for any application.

Synthetic Bristles



Colortech™

An aggressive Nylon filament with Silicon Carbide Grit. Use Colortech instead of traditional floor pads for all your floor care needs including stripping, scrubbing, and daily maintenance operations. Six grits to choose from, see page 114 for details.



Polypropylene

A synthetic bristle material with more durability than plastic; highly resistant to chemicals, fungus, and bacteria. Ideal for floor care programs that require general scrubbing, wet scrubbing, as well as stripping and re-coating operations.



Nylon

A durable synthetic bristle material with excellent abrasion resistance and bristle bend recovery. Nylon provides very good chemical resistance and is an excellent bristle choice for general scrubbing.

Natural Bristles



Union Mix

An economical blend of two or more bristle materials, usually Tampico and Palmyra which is used in general floor buffing/polishing operations.



Bassine

A natural, high quality coarse bristle material for general scrubbing applications. Economical and durable, Bassine does have limitations when compared to synthetic fibers.



Steel Wire

Provides excellent chemical resistance and a high degree of abrasion. Primarily used in scrubbing and scarifying concrete floors and surfaces.

Warning: Do not use brush or pad with flammable materials (fuels, solvents, thinner, etc.) as serious bodily harm or injury could result from possible fire or explosion. Any brush used for carpet cleaning must be broken in properly or carpet damage could result.

QUICK REFERENCE GUIDE

Scrubbing Brushes

Block Dia	Bassine	Poly .022 (Med)	Poly .028 (Stiff)	Nylon .012 (Soft)	Nylon .022 (Med)	Nylon .028 (Stiff)	Nylon .032 (Heavy)	Light Cleaning
11"	361100BA-5N	361100P22-5N	361100P28-5N	361100N12-5N	361100N22-5N	361100N28-5N	361100N32-5N	361100G18-5N
12"	361200BA-5N	361200P22-5N	361200P28-5N	361200N12-5N	361200N22-5N	361200N28-5N	361200N32-5N	361200G18-5N
13"	361300BA-5N	361300P22-5N	361300P28-5N	361300N12-5N	361300N22-5N	361300N28-5N	361300N32-5N	361300G18-5N
14"	361400BA-5N	361400P22-5N	361400P28-5N	361400N12-5N	361400N22-5N	361400N28-5N	361400N32-5N	361400G18-5N
15"	361500BA-5N	361500P22-5N	361500P28-5N	361500N12-5N	361500N22-5N	361500N28-5N	361500N32-5N	361500G18-5N
16"	361600BA-5N	361600P22-5N	361600P28-5N	361600N12-5N	361600N22-5N	361600N28-5N	361600N32-5N	361600G18-5N
17"	361700BA-5N	361700P22-5N	361700P28-5N	361700N12-5N	361700N22-5N	361700N28-5N	361700N32-5N	361700G18-5N
18"	361800BA-5N	361800P22-5N	361800P28-5N	361800N12-5N	361800N22-5N	361800N28-5N	361800N32-5N	361800G18-5N
19"	361900BA-5N	361900P22-5N	361900P28-5N	361900N12-5N	361900N22-5N	361900N28-5N	361900N32-5N	361900G18-5N
20"	362000BA-5N	362000P22-5N	362000P28-5N	362000N12-5N	362000N22-5N	362000N28-5N	362000N32-5N	362000G18-5N



Scrubbing Brushes

Block Dia	General Cleaning	Scrubbing
11"	361100G22-5N	361100G35-5N
12"	361200G22-5N	361200G35-5N
13"	361300G22-5N	361300G35-5N
14"	361400G22-5N	361400G35-5N
15"	361500G22-5N	361500G35-5N
16"	361600G22-5N	361600G35-5N
17"	361700G22-5N	361700G35-5N
18"	361800G22-5N	361800G35-5N
19"	361900G22-5N	361900G35-5N
20"	362000G22-5N	

Stripping Brushes

Wire	Stripping	Aggressive Stripping	Concrete Floor
361100W30-5N	361100G50-5N	361100G60-5N	361100G70-5N
361200W30-5N	361200G50-5N	361200G60-5N	361200G70-5N
361300W30-5N	361300G50-5N	361300G60-5N	361300G70-5N
361400W30-5N	361400G50-5N	361400G60-5N	361400G70-5N
361500W30-5N	361500G50-5N	361500G60-5N	361500G70-5N
361600W30-5N	361600G50-5N	361600G60-5N	361600G70-5N
361700W30-5N	361700G50-5N	361700G60-5N	361700G70-5N
361800W30-5N	361800G50-5N	361800G60-5N	361800G70-5N
361900W30-5N	361900G50-5N	361900G60-5N	361900G70-5N
362000W30-5N	362000G50-5N	362000G60-5N	362000G70-5N

QUICK REFERENCE GUIDE

Polishing Brushes

Block Dia	Union
11"	361100UN-5N
12"	361200UN-5N
13"	361300UN-5N
14"	361400UN-5N
15"	361500UN-5N
16"	361600UN-5N
17"	361700UN-5N
18"	361800UN-5N
19"	361900UN-5N
20"	362000UN-5N

Pad Drivers

Short Trim	Long Trim
361100W30-5N	361100G50-5N
361200W30-5N	361200G50-5N
361300W30-5N	361300G50-5N
361400W30-5N	361400G50-5N
361500W30-5N	361500G50-5N
361600W30-5N	361600G50-5N
361700W30-5N	361700G50-5N
361800W30-5N	361800G50-5N
361900W30-5N	361900G50-5N
362000W30-5N	362000G50-5N

FLOOR CARE PRODUCTS

Clutch Plates & Lugs

5" CH Clutch Plates

Metal Universal	Plastic Universal
364101A	364183P
364101B	364192P
364101C	364147P
364101D	364146P

Clip-On Style Clutch Plates

Prod No	Prod No
364103	36P3A
364108	36P9
364115	3661238 or 364148P

Conventional Style CH Clutch Plates

Lug Style Mounting Sets

Prod No	Description
36P74	Lug Style Mounting Sets
36P42A	Lug Style Mounting Sets
364174	Lug Style Mounting Sets

Accessories

Prod No	Description
3613511	Plastic Riser Block
363522	Pad Grab®
363523	Pad Grab® 2000



Carpet Cleaning Brushes

Block Dia	Nylon Outer - .028 Inner - .022	Nylon .028 (Stiff)	Nylon .022 (Med)	Poly .022 (Med)	Adjust-A-Glide® .025 (Stiff)	Adjust-A-Glide® .018 (Soft)	Dirt Napper System®
11"	361100NDF-5N	361100N28-5N	361100N22-5N	361100P22-5N			
12"	361200NDF-5N	361200N28-5N	361200N22-5N	361200P22-5N	361200A25-5N	361200A18-5N	
13"	361300NDF-5N	361300N28-5N	361300N22-5N	361300P22-5N	361300A25-5N	361300A18-5N	
14"	361400NDF-5N	361400N28-5N	361400N22-5N	361400P22-5N	361400A25-5N	361400A18-5N	
15"	361500NDF-5N	361500N28-5N	361500N22-5N	361500P22-5N	361500A25-5N	361500A18-5N	361500DN-5N
16"	361600NDF-5N	361600N28-5N	361600N22-5N	361600P22-5N	361600A25-5N	361600A18-5N	
17"	361700NDF-5N	361700N28-5N	361700N22-5N	361700P22-5N	361700A25-5N	361700A18-5N	361700DN-5N
18"	361800NDF-5N	361800N28-5N	361800N22-5N	361800P22-5N	361800A25-5N	361800A18-5N	361800DN-5N
19"	361900NDF-5N	361900N28-5N	361900N22-5N	361900P22-5N			361900DN-5N
20"	362000NDF-5N	362000N28-5N	362000N22-5N	362000P22-5N			

Carpet Cleaning Accessories

Prod No	Description
361300DNB	Bonnet for 15" Dirt Napper
361500DNB	Bonnet for 17" and 18" Dirt Napper
361700DNB	Bonnet for 19" Dirt Napper

Wood Floor Preparation

Sand-Away

Block Dia	Prod No
15"	361500SA-5N
16"	361600SA-5N
17"	361700SA-5N
19"	361900SA-5N

Concrete Floor Preparation

Scrape-Away

Block Dia	Prod No	Description	Prod No
13"	361300CC	Brackets, Springs & Cutter Blades (set of 3)*	363525
15"	361500CC	Cutter Blades (set of 3)*	363526
17"	361700CC	Brackets & Springs (set of 3)*	363527

* Standard Scrape-Away uses 2 sets

Grind-Away

Block Dia	Prod No	Description	Prod No
15"	361500GA	Grit Block Kit (set of 3)	3635828
17"	361700GA		

Grind-Away Accessories



SCRUBBING BRUSHES

These long-wearing rotary brushes with stiff bristles are designed for general scrubbing. Available in a choice of bassine, polypropylene, or nylon.

Bassine

- Stiff fiber for general scrubbing
- Available in 11" - 20" diameter blocks with 1-3/4" trim



Bassine

Polypropylene (Poly)

- For economical, general scrubbing
- .028" stiff bristles for general scrubbing, available in 11" - 20" diameter showerfeed blocks with 1-3/4" trim
- .022" medium bristles for light general scrubbing, available in 11" - 20" diameter showerfeed blocks with 1-3/4" trim



Polypropylene

Nylon

- Long-wearing, general scrub rotary brush
- Extra stiff .032" bristles for extra tough scrubbing, available in 11" - 20" diameter showerfeed blocks with 1-3/4" trim
- .028" stiff bristles for general scrubbing, available in 11" - 20" diameter showerfeed blocks with 1-3/4" trim
- .022" medium bristles for light general scrubbing, available in 11" - 20" diameter showerfeed blocks with 1-3/4" trim
- .012 soft bristles for scrubbing marble and finished concrete, available in 11" - 20" diameter showerfeed blocks with 1-3/4" trim



Nylon



Bassine

Block Dia	Prod No
11"	361100BA-5N
12"	361200BA-5N
13"	361300BA-5N
14"	361400BA-5N
15"	361500BA-5N
16"	361600BA-5N
17"	361700BA-5N
18"	361800BA-5N
19"	361900BA-5N
20"	362000BA-5N

Poly .022 (Medium)

Block Dia	Prod No
11"	361100P22-5N
12"	361200P22-5N
13"	361300P22-5N
14"	361400P22-5N
15"	361500P22-5N
16"	361600P22-5N
17"	361700P22-5N
18"	361800P22-5N
19"	361900P22-5N
20"	362000P22-5N

Poly .028 (Stiff)

Block Dia	Prod No
11"	361100P28-5N
12"	361200P28-5N
13"	361300P28-5N
14"	361400P28-5N
15"	361500P28-5N
16"	361600P28-5N
17"	361700P28-5N
18"	361800P28-5N
19"	361900P28-5N
20"	362000P28-5N

Nylon .012 (Soft)

Block Dia	Prod No
11"	361100N12-5N
12"	361200N12-5N
13"	361300N12-5N
14"	361400N12-5N
15"	361500N12-5N
16"	361600N12-5N
17"	361700N12-5N
18"	361800N12-5N
19"	361900N12-5N
20"	362000N12-5N

Nylon .022 (Medium)

Block Dia	Prod No
11"	361100N22-5N
12"	361200N22-5N
13"	361300N22-5N
14"	361400N22-5N
15"	361500N22-5N
16"	361600N22-5N
17"	361700N22-5N
18"	361800N22-5N
19"	361900N22-5N
20"	362000N22-5N

Nylon .028 (Stiff)

Block Dia	Prod No
11"	361100N28-5N
12"	361200N28-5N
13"	361300N28-5N
14"	361400N28-5N
15"	361500N28-5N
16"	361600N28-5N
17"	361700N28-5N
18"	361800N28-5N
19"	361900N28-5N
20"	362000N28-5N

Nylon .032 (Heavy)

Block Dia	Prod No
11"	361100N32-5N
12"	361200N32-5N
13"	361300N32-5N
14"	361400N32-5N
15"	361500N32-5N
16"	361600N32-5N
17"	361700N32-5N
18"	361800N32-5N
19"	361900N32-5N
20"	362000N32-5N

STRIPPING BRUSHES

Steel Wire

- For stripping and scrubbing of rough concrete surfaces
- High carbon steel, 30 ga. wire fill
- Available in 11" - 20" diameter blocks with 1.56" trim

Block Dia	Prod No
11"	361100W30-5N
12"	361200W30-5N
13"	361300W30-5N
14"	361400W30-5N
15"	361500W30-5N
16"	361600W30-5N
17"	361700W30-5N
18"	361800W30-5N
19"	361900W30-5N
20"	362000W30-5N



Steel Wire

Warning: Do not use brushes, pads, or tools with flammable materials as serious bodily injury could result.



POLISHING BRUSHES

Union

- A blend of palmyra and white tampico fiber for general purpose polishing
- Available in 11" - 20" diameters with 1-3/4" trim

Block Dia	Prod No
11"	361100UN-5N
12"	361200UN-5N
13"	361300UN-5N
14"	361400UN-5N
15"	361500UN-5N
16"	361600UN-5N
17"	361700UN-5N
18"	361800UN-5N
19"	361900UN-5N
20"	362000UN-5N




Union

PAD DRIVER BRUSHES & ACCESSORIES

Short Trim Pad Driver

- 1/2" long, polypropylene bristles unevenly trimmed and widely spaced to hold a floor pad
- Available in 11" - 20" diameter
- Can be converted for use on some high speed machines*
- Order with riser 3613511 for use with swing machines



Short Trim Pad Driver

Long Trim Pad Driver

- Stiff polypropylene bristles trimmed to 1" long
- Available in 11" - 20" diameter blocks



Long Trim Pad Driver

* Prep charge may be required, which includes cutting the center hole and static balancing. Check the machine listing on pages 132-145 or call Customer Service for more information.



Pad Grab® Pad Holder

- Unique three piece construction, teeth on base and washer hold pad in place, retainer slides on the washer for easy pad installation and removal
- Fits most pads, from stripping to buffing
- Holds pads on center without tearing
- Molded of high-impact plastic for extra strength
- Easily and securely fastens to brush block with six screws, included



363522 – Pad Grab Pad Holder

Pad Grab 2000 Pad Holder

- Includes 6 screws for easy mounting
- Made of high impact polymer for extra strength and long life
- Attaches quickly to different pad thicknesses and holds the pad on center without tearing
- Retainer ring always seats itself for proper pad positioning and leveling
- Eliminates right/left rotation considerations



363523 – Pad Grab 2000 Pad Holder

Short Trim Pad Driver

Block Dia	Prod No
11"	361100PDS-5N
12"	361200PDS-5N
13"	361300PDS-5N
14"	361400PDS-5N
15"	361500PDS-5N
16"	361600PDS-5N
17"	361700PDS-5N
18"	361800PDS-5N
19"	361900PDS-5N
20"	362000PDS-5N

Long Trim Pad Driver

Block Dia	Prod No
11"	361100PDL-5N
12"	361200PDL-5N
13"	361300PDL-5N
14"	361400PDL-5N
15"	361500PDL-5N
16"	361600PDL-5N
17"	361700PDL-5N
18"	361800PDL-5N
19"	361900PDL-5N
20"	362000PDL-5N

Pad Grab Pad Holders

Description	Prod No
Pad Grab	363522
Pad Grab 2000	363523

Warning: Do not use brushes, pads, or tools with flammable materials as serious bodily injury could result.



CARPET CLEANING BRUSHES

Karpet Kare™ Nylon

- Excellent for general scrubbing
- 11" - 20" showerfeed blocks with 1-3/4" trim
- Outer rows of .028" nylon bristles and inner rows of .022" nylon bristles
- Requires a few minutes of concrete surface "break-in" operation before use



Karpet Kare Nylon

Nylon

- Long wearing nylon for effective carpet cleaning
- Available in .028" stiff nylon in 11" to 20" diameter showerfeed blocks for general cleaning; or .022" medium stiff nylon in 11" - 20" diameter showerfeed blocks for light cleaning; 1-3/4" trim



Nylon

Polypropylene

- For economical carpet cleaning
- .022" polypropylene bristles with a 1-3/4" trim
- Available in 11" - 20" diameter showerfeed blocks



Polypropylene

Dirt Napper System®

- Carpet Cleaning System consisting of a polyester brush and a bonnet for fast, effective cleaning
- Outside rows of 1-1/4" trim bristles scrub carpet
- Inside rows of .31" trim bristles hold absorbent looped microfiber bonnet in place
- Available in 15", 17", 18", and 19" diameter plastic blocks with 1" riser
- Replacement bonnets available, specify Dirt Napper size when ordering, packed 6 per case



Dirt Napper System

Adjust-A-Glide®

- Polyester bristle brush effectively scrubs carpet while the smooth glide plate supports the weight of the machine for easier operator handling, while reducing operator fatigue
- .025" for general cleaning; or .018" for light cleaning
- Available in 12" - 18" diameter showerfeed plastic blocks



Adjust-A-Glide

Clutch Plates for Carpet Cleaning Brushes are sold separately. See Machine Listing on pages 132-145 for recommended Clutch Plate.



Karpet Kare Nylon Outer Rows .028 (Stiff) Inner Rows .022 (Med.)

Block Dia	Prod No
11"	361100NDF-5N
12"	361200NDF-5N
13"	361300NDF-5N
14"	361400NDF-5N
15"	361500NDF-5N
16"	361600NDF-5N
17"	361700NDF-5N
18"	361800NDF-5N
19"	361900NDF-5N
20"	362000NDF-5N

Nylon .028 (Stiff)

Block Dia	Prod No
11"	361100N28-5N
12"	361200N28-5N
13"	361300N28-5N
14"	361400N28-5N
15"	361500N28-5N
16"	361600N28-5N
17"	361700N28-5N
18"	361800N28-5N
19"	361900N28-5N
20"	362000N28-5N

Nylon .022 (Medium)

Block Dia	Prod No
11"	361100N22-5N
12"	361200N22-5N
13"	361300N22-5N
14"	361400N22-5N
15"	361500N22-5N
16"	361600N22-5N
17"	361700N22-5N
18"	361800N22-5N
19"	361900N22-5N
20"	362000N22-5N

Poly .022 (Medium)

Block Dia	Prod No
11"	361100P22-5N
12"	361200P22-5N
13"	361300P22-5N
14"	361400P22-5N
15"	361500P22-5N
16"	361600P22-5N
17"	361700P22-5N
18"	361800P22-5N
19"	361900P22-5N
20"	362000P22-5N

Dirt Napper System

Block Dia	Prod No
11"	N/A
12"	N/A
13"	N/A
14"	N/A
15"	361500DN-5N
16"	N/A
17"	361700DN-5N
18"	361800DN-5N
19"	361900DN-5N
20"	N/A

Carpet Cleaning Accessories

Block Dia	Prod No
Bonnet for 15" Dirt Napper	361300DNB
Bonnet for 17" and 18" Dirt Napper	361500DNB
Bonnet for 19" Dirt Napper	361700DNB

Adjust-A-Glide .018 (Soft)

Block Dia	Prod No
11"	N/A
12"	361200A18-5N
13"	361300A18-5N
14"	361400A18-5N
15"	361500A18-5N
16"	361600A18-5N
17"	361700A18-5N
18"	361800A18-5N
19"	N/A
20"	N/A

Adjust-A-Glide .025 (Stiff)

Block Dia	Prod No
11"	N/A
12"	361200A25-5N
13"	361300A25-5N
14"	361400A25-5N
15"	361500A25-5N
16"	361600A25-5N
17"	361700A25-5N
18"	361800A25-5N
19"	N/A
20"	N/A

Warning: Do not use brushes, pads, or tools with flammable materials as serious bodily injury could result.

CONCRETE FLOOR PREPARATION

Scrape-Away®

- The productive, economical, and environmentally safe method for scraping and preparing concrete floors and stripping of film coatings, packed soils, ice, etc
- Equipped with 6 replaceable carbon steel cutter blades; each blade has 8 cutting edges; three replacement blades per set
- Available in 13", 15", and 17" sizes
- Scrape-Away can be fit with Grind-Away grit blocks
- Order 2" smaller than machine size



Scrape-Away

Scrape-Away

Block Dia	Prod No
13"	361300CC
15"	361500CC
17"	361700CC

Scrape-Away Accessories

Block Dia	Prod No
Brackets, Springs & Cutter Blades (set of 3)*	363525
Cutter Blades (set of 3)*	363526
Brackets & Springs (set of 3)*	363527

* Standard Scrape-Away uses 2 sets



Scrape-Away and Grind-Away tools are designed for use only on 175 rpm rotary machines with 1 HP or greater. The heavy-duty circular aluminum casting has a 5" center hole, and a metal clutch plate is required. These tools cannot be used with riser blocks. When the machine listing on pages 132-145 recommends a "P" series universal clutch plate, use the proper metal clutch plate from the table on the following page.

Important:


All concrete floor tools are designed for use only by experienced rotary floor machine operators wearing protective eyewear, footwear, and dust mask. Always use the proper size standard 175 rpm rotary floor machine, equipped with the proper heavy-duty metal clutch plate. Do not use with "P" series or 364101 series universal clutch plates. Do not use with flammable materials.





Grind-Away®

- For smoothing and finishing after concrete patchwork
- Equipped with three replaceable silicon carbide grit blocks; three replacement grit blocks per set
- Available in 15" and 17" sizes.
- Grind-Away can be fit with Scrape-Away cutting hardware
- For dry use only
- Order 2" smaller than machine size




Grind-Away

Grind-Away

Block Dia	Prod No
15"	361500GA
17"	361700GA

Grind-Away Accessories

Block Dia	Prod No
Grit Block Kit (set of 3)	3635828



363528

Universal Metal Plate

Prod No	
364101A	Instead of
364101B	Instead of
364101C	Instead of
364101D	Instead of

Universal Plastic Plate

Prod No.
364183P
364192P
364147P
364146P



364101A

WOOD FLOOR PREPARATION

Sand-Away® Sanding Disk Driver for Wood Floors

- Durable plastic block with the finest quality felt face and a molded plastic holding cup securely holds sandpaper discs
- Equipped with a 1-7/16" plastic riser with 5" center hole for use with Plastic Universal Clutch Plates or Standard Metal Universal Clutch Plates
- Available in 15", 16", 17", and 19" sizes



Sand-Away

Sand-Away

Block Dia	Prod No
15"	361500SA-5N
16"	361600SA-5N
17"	361700SA-5N
19"	361900SA-5N

Warning: Do not use brushes, pads, or tools with flammable materials as serious bodily injury could result.



CLUTCH PLATES & LUGS

Clutch plates available in standard metal, plastic, or heavy-duty metal. Refer to the cross reference chart at the bottom of this page for options.

Standard (Metal) Universal Clutch Plates

- Cast of durable zinc alloy with a 5" center hole
- Can be used instead of plastic ("P" Series) plates for the same applications
- Numbers for plates are listed in the table



Plastic Universal Clutch Plates

- Durable ("P" Series) plates molded to the same tight dimensions as metal counterparts with a 5" center hole and are recommended for most applications
- Plastic plates won't stick to the drive hub; makes installation and removal easy



Metal Universal 5" CH

Prod No

364101A

364101B

364101C

364101D

Plastic Universal 5" CH

Prod No

364183P

364192P

364147P

364146P

Warning: Do not use brushes, pads, or tools with flammable materials as serious bodily injury could result.



Additional Clip-On Style Plates

- Match OEM design for brushes to fit automatic scrubbers

Clip-On Style Clutch Plates

Center Hole	Prod No
2-61/64" CH	364103
4-7/8" CH	364115
5" CH	364105
5" CH	364108
5" CH	364109
5" CH	364110
5" CH	364112



Conventional Style CH

Center Hole	Prod No
3-3/8" CH	36P9
4" CH	3661238
4" CH	36P3A
5" CH	364148P



LUGS

Metal Lugs

- Match OEM design for mounting on this style drive
- Set of 3 lugs

Lug Style Mounting Sets

Center Hole	Prod No
5-17/32" CH	36P74
2-7/8" CH	36P42A
Plastic, 5-17/32" CH	364174



Plastic Riser Blocks

- For use with plastic block brushes
- 1-7/16" high x 6-1/2" diameter; specify center hole size

Plastic Riser Block

Size	Prod No
6-1/2" Dia. (1-7/16" High) Specify Center Hole Size	3613511



ROTARY BRUSHES | MACHINE LISTINGS

The listings below will assist you in selecting the correct brush block size and clutch plate for your equipment.

- Scrubbing brushes and long-trim pad drivers are usually 2" smaller than the machine size. This is the block diameter listed in the table.
- Short-trim pad drivers are usually 1" smaller than the machine size. Add 1" to the block size listed in this table for short-trim pad drivers.
- Automatic scrubbers will use brushes, short-trim pad drivers, and long-trim pad drivers as listed in this table.

Brushes for certain machine models may require special preparation, or may be available in select fill types.

Call Customer Service at 800-654-8210 for information on machines not listed.

Machine Manufacturer's Model No	Block Dia	Suggested Carlisle Plate	Suggested EZ Snap Plate
Advance (Nilfisk-Advance)			
See Nilfisk-Advance on pages 138-140.			
American-Lincoln			
17 Deluxe, 17 Deluxe CR	15"	364192P	364192BD
22	20"	364192P	364192BD
66 (2 brushes)	14"	364105	364200BD & 364105
81 (2 brushes)	17"	364105	364200BD & 364105
116	14"	364192P	364192BD
119	17"	364192P	364192BD
121	19"	364192P	364192BD
151, 156, 161	14"	364192P	364192BD
150 Series	12"	364192P	364192BD
152 Series	17"	364192P	364192BD
160 Series	12"	364192P	364192BD
161	14"	364192P	364192BD
162 Series	17"	364192P	364192BD
188-01	13"	364192P	364192BD
188-005	15"	364192P	364192BD
189	15"	364192P	364192BD
191-11, 191-15	13"	364192P	364192BD
192, 198	15"	364192P	364192BD
193 Series	12"	364192P	364192BD
197 Series	13"	364192P	364192BD
214, 214HD	13"	364192P	364192BD
215, 216	14"	364192P	364192BD
219	17"	364192P	364192BD
221, S221	19"	364192P	364192BD
301	18"	364192P	364192BD
314	12"	364192P	364192BD

Machine Manufacturer's Model No	Block Dia	Suggested Carlisle Plate	Suggested EZ Snap Plate
316, 316-021	14"	364192P	364192BD
317	15"	364192P	364192BD
319	17"	364192P	364192BD
320	18"	364192P	364192BD
321	19"	364192P	364192BD
322	20"	364192P	364192BD
621CE	19"	364192P	364192BD
721	19"	364192P	364192BD
726 (2 brushes)	13" - 4" CH	N/A	N/A
730 (2 brushes)	14" - 4" CH	N/A	N/A
936 (2 brushes)	17" - 4" CH	N/A	N/A
2112A	11"	364192P	364192BD
Champion 14	12"	364192P	364192BD
Champion 15	13"	364192P	364192BD
Champion 17	15"	364192P	364192BD
Champion 19	17"	364192P	364192BD
EM-16, EPM-16	14"	364192P	364192BD
Gold Line 14	12"	364192P	364192BD
Gold Line 15	13"	364192P	364192BD
Gold Line 17	15"	364192P	364192BD
Mini-Max 26 (2 brushes)	13" - 5.53" CH	36P74	36P74BD
S-214	13"	364192P	364192BD
S-221	19"	364192P	364192BD
SD-14	13"	364192P	364192BD
SD-15	14"	364192P	364192BD
SD-16	14"	364192P	364192BD
SD-18	17"	364192P	364192BD
SD-19	17"	364192P	364192BD
SD-20	19"	364192P	364192BD
Aztec			
Power Scrub 20	19" - 5.53" CH	36P74	36P74BD
ProScrub 20	19" - 5.53" CH	36P74	36P74BD
Betco/Powerbuff			
20HD	18"	364192P	364192BD
32	16" - 5.53" CH	36P74	36P74BD
AS2600B, AS2600T (2 brushes)	13" - 5.53" CH	36P74	36P74BD
AS3200 (2 brushes)	16" - 5.53" CH	36P74	36P74BD
FL 17, FL 17HD, FL 17DS	15"	364192P	364192BD
FL 19, FL 19HD, FL 19DS	17"	364192P	364192BD
Foreman AS20B	18"	364192P	364192BD
Foreman 26 (2 brushes)	13" - 5.53" CH	36P74	36P74BD
Foreman 32 (2 brushes)	16" - 5.53" CH	36P74	36P74BD
Bluestar			
607043-33 (2 brushes)	15" - 5.53" CH	36P74	36P74BD
607045-27 (2 brushes)	12" - 5.53" CH	36P74	36P74BD

CALL* – Use the Rotary Wizard on the Carlisle website located in the Support section or call Customer Service at 800-654-8210.

WARNING: Do not use brushes, pads, or tools with flammable materials as serious bodily injury could result.





Machine Manufacturer's Model No	Block Dia	Suggested Carlisle Plate	Suggested EZ Snap Plate
607046-24, 607047-24 (2 brushes)	11" - 5.53" CH	36P74	36P74BD
607395-17	15"	364115	364200BD & 364115
608852-20	19" - 5.53" CH	36P74	36P74BD
612209-17, 612210-14	15"	364192P	364192BD
61221-20, 612212-20	18"	364192P	364192BD
Breuer (Tornado)			
See Tornado on pages 143-144.			
Cassidy (Clean-O-Matic)			
14, 14A, 140	12"	364192P	364192BD
15, VP-15, 150	13"	364192P	364192BD
16, 160	14"	364192P	364192BD
17, VP-17, 170	15"	364192P	364192BD
190	17"	364192P	364192BD
20, VP-20	18"	364192P	364192BD
Clarke			
34 RST (2 brushes)	17"	364105	364200BD & 364105
820	19"	364192P	364192BD
1700 Mini-Scrubber	17"	CALL*	CALL*
2000 Mini-Scrubber	18"/19"	CALL*	CALL*
2400 (2 brushes)	13"	CALL*	CALL*
6200 Rider (3 brushes)	14"	364105	364200BD & 364105
Burnisher 1000, 1500, 2000 - high speed pad driver	18"	CALL*	CALL*
Burnisher 2000B, 2000E - high speed pad driver	19"	CALL*	CALL*
C-15	13"	364192P	364192BD
C-16, C-1600	14"	364192P	364192BD
C-18, C-1800, C-1800HS	16"	364192P	364192BD
C-20, C-2000	18"	364192P	364192BD
C-22	20"	364192P	364192BD
C2K 13	11"	364192P	364192BD
C2K 16, C2K 160, C2K 1600, C2K 1600HS, C2K 1600DS	14"	364192P	364192BD
C2K 18, C2K 180, C2K 1800, C2K 1800HS	16"	364192P	364192BD
C2K 200, C2K 2000, C2K 2000HS, C2K 2000DS	18"	364192P	364192BD
CFP-130	11"	364183P	364200BD & 364183P
CFP-170, 1700	15"	364183P	364200BD & 364183P
CFP-200, 2000, 2000DS	18"	364192P	364192BD
Compact Leader 1700B, 1700E	16"/17"	CALL*	CALL*
Compact Leader 2000B, 2000E	18"/19"	CALL*	CALL*

Machine Manufacturer's Model No	Block Dia	Suggested Carlisle Plate	Suggested EZ Snap Plate
Direct Speed 20 (DS20)	18"	364192P	364192BD
E-15	13"	364192P	364192BD
EM-16	14"	364192P	364192BD
E-18	16"	364192P	364192BD
Encore L17	16/17"	CALL*	CALL*
Encore L20, S20, S20E	18"/19"	CALL*	CALL*
Encore L28, S28 (2 brushes)	14"	364105	364200BD & 364105
Encore 30 (2 brushes)	15"	364105	364200BD & 364105
Encore 32 (2 brushes)	16"	364105	364200BD & 364105
Encore 33, L33, S33, 34, R34 (2 brushes)	17"	364105	364200BD & 364105
Encore 35 (2 brushes)	16"	364105	364200BD & 364105
Encore L38, R38, S38 (2 brushes)	19"	CALL*	CALL*
Encore L2426 (2 brushes)	13"	364105	364200BD & 364105
Encore S2426 (2 brushes)	13"	CALL*	CALL*
FM-1300 (old)	11" - 3.38" CH	36P9	N/A
FM-13 (new)	11"	364192P	364192BD
FM-14	12"	364192P	364192BD
FM-15, FM-1500	13"	364192P	364192BD
F-16, FM-16	14"	364192P	364192BD
FM-17, FM-1700HS	15"	364192P	364192BD
FM-1700	15"	364147P	364200BD & 364147P
FM-18	16"	364192P	364192BD
FM-20, FM-2000HS	18"	364192P	364192BD
FM-2000	18"	364147P	364200BD & 364147P
Focus 17	17"	364148P	364148BD
Focus 20	20"	364148P	364148BD
Focus 28 (2 brushes)	14"	364105	364200BD & 364105
Focus 33 (2 brushes)	17"	CALL*	CALL*
Focus 34 (2 brushes)	17"	364105	364200BD & 364105
Focus 38 (2 brushes)	19"	CALL*	CALL*
Focus II L20, S20	18"	364148P	364148BD
Focus II 26 (2 brushes)	13"	364105	364200BD & 364105
Focus II 28 (2 brushes)	14"	364105	364200BD & 364105
Focus II Large (2 brushes)	17"	364105	364200BD & 364105
Focus II Microrider 28	14"	364105	364200BD & 364105
GM-15	13"	364192P	364192BD
GM-17	15"	364192P	364192BD
GM-18	16"	364192P	364192BD
IN-15	13"	364192P	364192BD
IN-17	15"	364192P	364192BD
IN-20	18"	364192P	364192BD

CALL* – Use the Rotary Wizard on the Carlisle website located in the Support section or call Customer Service at 800-654-8210.

WARNING: Do not use brushes, pads, or tools with flammable materials as serious bodily injury could result.

ROTARY BRUSHES | MACHINE LISTINGS



Machine Manufacturer's Model No	Block Dia	Suggested Carlisle Plate	Suggested EZ Snap Plate
Clarke (cont.)			
LP-80, LP-136	15"	364192P	364192BD
Leader 2400, 2400D, 2400UDS (2 brushes) high speed pad driver	13"	364105	364200BD & 364105
Leader 3200, 3400 (2 brushes) high speed pad driver	17"	364105	364200BD & 364105
MP-18	16"	364192P	364192BD
P-13	11"	364192P	364192BD
P-15	13"	364192P	364192BD
P-17	15"	364192P	364192BD
P-20	18"	364192P	364192BD
PE-20	19"	364192P	364192BD
P-22	20"	364192P	364192BD
S-13	11"	364192P	364192BD
S-16	14"	364192P	364192BD
S-18	16"	364192P	364192BD
S-20, SS-20	18"	364192P	364192BD
TB-60 (2 brushes) - high speed pad driver	13"	364105	364200BD & 364105
TB-80 (2 brushes) - high speed pad driver	17"	364105	364200BD & 364105
Vantage 17	15"	364148P	364148BD
VP-16	14"	364192P	364192BD
VP-18	16"	364192P	364192BD
VP-20	18"	364192P	364192BD
Vision - 17, 17B, 17BT, 17E (Compact)	16"	364192P	364192BD
Vision 20	18"/19"	CALL*	CALL*
Vision 21; 21i (2 brushes)	11"	CALL*	CALL*
Vision 26 (2 brushes)	14"	364105	364200BD & 364105
Vision 32, 32i, 32ix (2 brushes)	17"	364105	364200BD & 364105
Vision 38 (2 brushes)	19"	CALL*	CALL*
Vision 3400 (2 brushes)	17"	364105	364200BD & 364105
Vision V (2 brushes)	13"	364105	364200BD & 364105
Crusader			
9013, C-13	11"	364192P	364192BD
9017, C-17	15"	364192P	364192BD
9002, C-20, 9003, C-20-2SP	18"	364192P	364192BD
Dart			
15A	13"	364192P	364192BD
18A	16"	364192P	364192BD
21A	19"	364192P	364192BD
130, 131	11"	364192P	364192BD
140, 141, 142	12"	364192P	364192BD
150, 151, 152, 153	13"	364192P	364192BD
160, 161, 162	14"	364192P	364192BD
170, 171, 172	15"	364192P	364192BD
190, 191	17"	364192P	364192BD

Machine Manufacturer's Model No	Block Dia	Suggested Carlisle Plate	Suggested EZ Snap Plate
341, 342, 343	12"	364192P	364192BD
360, 361, 362	14"	364192P	364192BD
371, 372	15"	364192P	364192BD
390, 391	17"	364192P	364192BD
423	19"	364192P	364192BD
430	11"	364192P	364192BD
451, 452, 453	13"	364192P	364192BD
482, 483	16"	364192P	364192BD
630, 631	11"	364192P	364192BD
641, 642, 643	12"	364192P	364192BD
661, 662, 663	14"	364192P	364192BD
672, 673	15"	364192P	364192BD
692, 693	17"	364192P	364192BD
723	19"	364192P	364192BD
751, 752, 753	13"	364192P	364192BD
782, 783	16"	364192P	364192BD
823	19"	364192P	364192BD
863	14"	364192P	364192BD
873	15"	364192P	364192BD
893	17"	364192P	364192BD
921	19"	364192P	364192BD
961, 962	14"	364192P	364192BD
971, 972	15"	364192P	364192BD
991	17"	364192P	364192BD
G1 (180 Series)	14"	364192P	364192BD
Dayton			
1715HD	15"	364192P	364192BD
2015HD	18"	364192P	364192BD
Eureka (Sanitaire)			
15 Sanitaire	13"	364192P	364192BD
17 Sanitaire	15"	364192P	364192BD
20 Sanitaire	18"	364192P	364192BD
SC6001	11"	364192P	364192BD
SC6005	13"	364192P	364192BD
SC6010, SC6015, SC6030	15"	364192P	364192BD
SC6025	18"	364192P	364192BD
EDIC			
Saturn 13	11"	364192P	364192BD
Saturn 17	15"	364192P	364192BD
Saturn 20	18"	364192P	364192BD
Factory Cat/Tomcat (RPS)			
25, 250, 2500 (2 brushes)	12"	364108 or 364110**	364108BD or 364200BD/364110
250-13	12"	364108 or 364110**	364108BD or 364200BD/364110
250-15	14"	364108 or 364110**	364108BD or 364200BD/364110
250-17	16"	364108 or 364110**	364108BD or 364200BD/364110

CALL* – Use the Rotary Wizard on the Carlisle website located in the Support section or call Customer Service at 800-654-8210.

WARNING: Do not use brushes, pads, or tools with flammable materials as serious bodily injury could result.



Machine Manufacturer's Model No	Block Dia	Suggested Carlisle Plate	Suggested EZ Snap Plate
27, 2700 (2 brushes)	13"	364108 or 364110**	364108BD or 364200BD/364110
29, 29SS, 290D (2 brushes)	14"	364108 or 364110**	364108BD or 364200BD/364110
3400D, Magnum 34 (2 brushes)	16"	364108 or 364110**	364108BD or 364200BD/364110
35, 35SS, 350, 350D (2 brushes)	16"	364108 or 364110**	364108BD or 364200BD/364110
38, 40, 40HD, 3700 (2 brushes)	18"	364108 or 364110**	364108BD or 364200BD/364110
390D	19"	364108 or 364110**	364108BD or 364200BD/364110
490D (2 brushes)	16"	364108 or 364110**	364108BD or 364200BD/364110
52, 5100 (3 brushes)	17"	364108 or 364110**	364108BD or 364200BD/364110
550D (2 brushes)	18"	364108 or 364110**	364108BD or 364200BD/364110
GTX26 (2 brushes)	12"	364108 or 364110**	364108BD or 364200BD/364110
GTX30 (2 brushes)	14"	364108 or 364110**	364108BD or 364200BD/364110
GTX34 (2 brushes)	16"	364108 or 364110**	364108BD or 364200BD/364110
GTX 250-26D (2 brushes)	12"	364108 or 364110**	364108BD or 364200BD/364110
Magnum 26D (2 brushes)	12"	364108 or 364110**	364108BD or 364200BD/364110
Magnum 30 (2 brushes)	14"	364108 or 364110**	364108BD or 364200BD/364110
Mini Mag 17	16"	364108 or 364110**	364108BD or 364200BD/364110
Mini Mag 20	19"	364108 or 364110**	364108BD or 364200BD/364110
Mini Mag 26D (2 brushes)	12"	364108 or 364110**	364108BD or 364200BD/364110
SS1017, SS1517HD, SS1517-2S	15"	364192P	364192BD
SS1020, SS1520 HD, SS1520-2S	18"	364192P	364192BD
XP-370-40D	20"	364108 or 364110**	364108BD or 364200BD/364110
XP-370-34D, 52, 5100	17"	364108 or 364110**	364108BD or 364200BD/364110

** When ordering rotary brushes, specify clutch plate style: 6 point 364108 or 8 point 364110

General

1000 - high speed pad driver	18"	CALL*	CALL*
2000DC - high speed pad driver	18"	CALL*	CALL*
GF-15	13"	364192P	364192BD
GF-17, GVS-17	15"	364192P	364192BD
GF-19, GVS-19	16"	364192P	364192BD
GF-21, GVS-21	18"	364192P	364192BD
GF-23	20"	364192P	364192BD
K-12, KC-12, KR-12	11"	364192P	364192BD
KL-13, KR-13	11"	364192P	364192BD
KC14DHS	12"	364192P	364192BD
K-14, KC-14, KL-14, KR-14	13"	364192P	364192BD
K-15, KL-15	13"	364192P	364192BD
KC16DHS	14"	364192P	364192BD
K-16, KC-16, KL-16, KR-16	15"	364192P	364192BD

Machine Manufacturer's Model No	Block Dia	Suggested Carlisle Plate	Suggested EZ Snap Plate
KC-17, KL-17, KR-17	15"	364192P	364192BD
KC18DHS	16"	364192P	364192BD
K-18, KC-18, KR-18	16"	364192P	364192BD
KC20DHS	18"	364192P	364192BD
KC-20, KR-20	18"	364192P	364192BD
K-22, KC-22, KR-22	20"	364192P	364192BD
S-13	11"	364192P	364192BD
S-15	13"	364192P	364192BD
S-18	16"	364192P	364192BD
S-22	20"	364192P	364192BD

NOTE: Floor machine serial number identifies the clutch plate to be used. 84xxx or lower use 364183P. 85xxx or higher take 364192P.

Hawk

EYAS 13	11"	364192P	364192BD
EYAS 15	13"	364192P	364192BD
EYAS 17	15"	364192P	364192BD
HP 1017, HP 1517HD	15"	364192P	364192BD
HP 1020, HP 1520HD	18"	364192P	364192BD

Hild

2-17	15"	364146P	364200BD & 364146P
17-Pro II	15"	364146P	364200BD & 364146P
20-Pro II	18"	364146P	364200BD & 364146P
21	18"	364146P	364200BD & 364146P
22A-Pro II	20"	364146P	364200BD & 364146P
219	17"	364146P	364200BD & 364146P
A-14	12" - 2.13" CH	N/A	N/A
C-16	14"	364146P	364200BD & 364146P
C-18	16"	364146P	364200BD & 364146P
C-Master 16	14" - 2.13" CH	N/A	N/A
CP-15	13"	364146P	364200BD & 364146P
D-19	17"	364146P	364200BD & 364146P
D-Master 19	17" - 3.25" CH	N/A	N/A
F-22	20"	364146P	364200BD & 364146P
G-18	16"	364146P	364200BD & 364146P
GP 15A	13"	364146P	364200BD & 364146P
H-22	20"	364146P	364200BD & 364146P
Hi-20 - high speed pad driver	18"	CALL*	CALL*
HP-13	11"	364146P	364200BD & 364146P
HP-15	13"	364146P	364200BD & 364146P
HP-16	14"	364146P	364200BD & 364146P
HP-18	16"	364146P	364200BD & 364146P

CALL* – Use the Rotary Wizard on the Carlisle website located in the Support section or call Customer Service at 800-654-8210.

WARNING: Do not use brushes, pads, or tools with flammable materials as serious bodily injury could result.

ROTARY BRUSHES | MACHINE LISTINGS



Machine Manufacturer's Model No	Block Dia	Suggested Carlisle Plate	Suggested EZ Snap Plate
Hild (cont.)			
K-12-1/2, K-13	11"	364146P	364200BD & 364146P
L-14, P-14	12"	364146P	364200BD & 364146P
L-15	13"	364146P	364200BD & 364146P
Mach 1100, 1500 - high speed pad driver	18"	CALL*	CALL*
P-13	11"	364146P	364200BD & 364146P
P-15	13"	364146P	364200BD & 364146P
P-16	14"	364146P	364200BD & 364146P
P-17	15"	364146P	364200BD & 364146P
P-18	16"	364146P	364200BD & 364146P
P-22A	20"	364146P	364200BD & 364146P
PRO2-17	15"	364146P	364200BD & 364146P
PRO2-20	18"	364146P	364200BD & 364146P
PRO2-22A (22A-PROII)	20"	364146P	364200BD & 364146P
UC-16	14"	364146P	364200BD & 364146P
UC-17	15"	364146P	364200BD & 364146P
UD-19, UD-219	17"	364146P	364200BD & 364146P
UG-18	16"	364146P	364200BD & 364146P
VA-14	12"	364146P	364200BD & 364146P
Hillyard			
16" Hillboy	14" - 5" CH	N/A	N/A
17" Hillboy	15" - 5.63" CH	N/A	N/A
21" Hillboy	18" - 5.63" CH	N/A	N/A
Deluxe Single 14	12"	364147P	364200BD & 364147P
Standard Single 16	14"	364147P	364200BD & 364147P
Standard Single 18	16"	364147P	364200BD & 364147P
Standard Single 20	18"	364147P	364200BD & 364147P
Holt (Pullman-Holt)			
See Pullman-Holt on pages 141-142.			
Hoover			
C5023	14"	364192P	364192BD
C5025, C5033, C5035	18"	364192P	364192BD
C5027	16"	364192P	364192BD
C5029 - high speed pad driver	18"	CALL*	CALL*
C5031	15"	364192P	364192BD
F7089	15"	364147P	364200BD & 364147P
F7091, F7093	18"	364147P	364200BD & 364147P
F7095 - high speed pad driver	18"	CALL*	CALL*

Machine Manufacturer's Model No	Block Dia	Suggested Carlisle Plate	Suggested EZ Snap Plate
Huntington			
12, 13	11"	3661238	N/A
16, 16B, 16G, 16H	14"	3661238	N/A
18, 18P	16"	3661238	N/A
20, 20F, 20H	18"	3661238	N/A
20J	18"	364101B	364192BD
IPC Eagle			
CT15	13" - 5.53" CH	36P74	36P74BD
CT40-BT50	18" - 5.53" CH	36P74	36P74BD
CT60-B50	18" - 5.53" CH	36P74	36P74BD
CT70-24 (2 brushes)	12" - 5.53" CH	36P74	36P74BD
CT90 (2 brushes)	16" - 5.53" CH	36P74	36P74BD
Kent/Euroclean			
170E	15"	364192P	364192BD
1000E	18"	364192P	364192BD
C-13, 13"	11" - 5.63" CH	N/A	N/A
C-13, 15"	14" - 5.63" CH	N/A	N/A
C-15	15" - 5" CH	N/A	N/A
C-18	17" - 5" CH	N/A	N/A
D-20	19" - 5" CH	N/A	N/A
E-12, E-13	11"	364192P	364192BD
E-17	16"	364148P	364148BD
ECFM 17	15"	364192P	364192BD
ECFM 20	18"	364192P	364192BD
GA-15	13"	364192P	364192BD
GA-17	15"	364192P	364192BD
GA-20	18"	364192P	364192BD
K-12, KM-13	11" - 5" CH	N/A	N/A
K-13, K-14	11" - 5" CH	N/A	N/A
K-15, K-16	14" - 5" CH	N/A	N/A
K-17, K-17HD, K-117	15" - 5" CH	N/A	N/A
KA-17 Select Scrub	15"	364192P	364192BD
KA-20BT, KA-20E, KA-20B	19"	364192P	364192BD
KA-26, KA-26BT (2 brushes)	12" - 2.88" CH	36P42A	N/A
KA-26HD (2 brushes)	13" - 2.88" CH	36P42A	N/A
KA-27 Dura-Scrub (2 brushes)	13" - 2.88" CH	36P42A	N/A
KA-27SS, KA-27SSA Select Scrub (2 brushes)	13" - 2.88" CH	36P42A	N/A
KA-32 (2 brushes)	15" - 2.88" CH	36P42A	N/A
KA-33 Dura-Scrub (2 brushes)	16" - 2.88" CH	36P42A	N/A
KA33BR (2 brushes)	16"	CALL*	CALL*
KA-33SS, KA-33SSA Select Scrub (2 brushes)	16" - 2.88" CH	36P42A	N/A
KA-34BR2 (rider) (2 brushes)	16"	CALL*	CALL*
KA-36 (2 brushes)	15" - 2.88" CH	36P42A	N/A
KA-38 (2 brushes)	18" - 2.88" CH	36P42A	N/A

CALL* - Use the Rotary Wizard on the Carlisle website located in the Support section or call Customer Service at 800-654-8210.

WARNING: Do not use brushes, pads, or tools with flammable materials as serious bodily injury could result.



Machine Manufacturer's Model No	Block Dia	Suggested Carlisle Plate	Suggested EZ Snap Plate
KA-39 Dura-Scrub (2 brushes)	19" - 2.88" CH	36P42A	N/A
KA-39SS, KA-39SSA Select Scrub (2 brushes)	19" - 2.88" CH	36P42A	N/A
KA-170B, KA-171B	15"	364192P	364192BD
KA-260B (2 brushes)	12" - 2.88" CH	36P42A	N/A
KA-261, KA-262B, KA-265, KA-266EB, 26ERB2 (2 brushes)	13" - 2.88" CH	36P42A	N/A
KA-325B (2 brushes)	15" - 2.88" CH	36P42A	N/A
KA-326EB, 32ERB2, KA-36 (2 brushes)	15" - 2.88" CH	36P42A	N/A
KA-381EB, 38ERB2 (2 brushes)	18" - 2.88" CH	36P42A	N/A
KA-382 (2 brushes)	18" - 2.88" CH	36P42A	N/A
KA-3818 (2 brushes)	18" - 2.88" CH	36P42A	N/A
KF-13, KF-13DL, KF-13SL	11"	364192P	364192BD
KF-17, KF-17DL, KF-17SL, KF-17SL2	15"	364192P	364192BD
KF-17SL2 (2 speed)	15"	364192P	364192BD
KF-20, KF-20DL, KF-20HD, KF-20SL	18"	364192P	364192BD
KF-20SL2 (2 speed)	18"	364192P	364192BD
K-130, KF-130	11"	364192P	364192BD
KF-150A	13"	364192P	364192BD
K-170, KF-170A, KF-174SL, KF-175A	15"	364192P	364192BD
KF-175SA - high speed pad driver	15"	CALL*	CALL*
KF-176, KF-176SL2 (2 speed)	15"	364192P	364192BD
KF-195, KF-195M	18"	364192P	364192BD
KF-200A, KF-201, KF-202S, KF-204SL	18"	364192P	364192BD
KF204SC	18"	CALL*	CALL*
KF-205A, KF-205S2 (2 speed)	18"	364192P	364192BD
KF-206, KF-206SL (2 speed)	18"	364192P	364192BD
M-13, MA-13	11"	364192P	364192BD
M-15, MA-15, XP-15	13"	364192P	364192BD
M-17, MA-17, XP-17	15"	364192P	364192BD
M-20, MA-20, XP-20	18"	364192P	364192BD
NA-13	11"	364192P	364192BD
Razor 17	16"	364148P	364148BD
Razor 20, 20T	19"	364148P	364148BD
Razor 26, Razor Blade 26D (2 brushes)	13"	364148P	364148BD
Razor 28 (Razor Plus), Razor Blade 28D (2 brushes)	14"	364148P	364148BD
Razor Plus 24D (2 brushes)	12"	364148P	364148BD
SD130	11"	364192P	364192BD
Select Line 13	11"	364192P	364192BD
Select Line 17, 17HD	15"	364192P	364192BD

Machine Manufacturer's Model No	Block Dia	Suggested Carlisle Plate	Suggested EZ Snap Plate
Select Line 20, 20HD, 20TS (2 speed)	18"	364192P	364192BD
SV-17	16"	364148P	364148BD
Koblenz			
DP-1334	11"	364192P	364192BD
RM-1715	15"	364192P	364192BD
RM-2015	18"	364192P	364192BD
TP-1710, TP-1715	15"	364192P	364192BD
TP-2010, TP-2015	18"	364192P	364192BD
Lawlor			
15W, 16, 151, 151W	14" - 6" CH	N/A	N/A
19, 20D, 181, 181W	17" - 6" CH	N/A	N/A
221, 221R	20" - 6" CH	N/A	N/A
C-12, C-13	11"	364192P	364192BD
C-16, CF-16	14"	364192P	364192BD
C-19, CF-19	17"	364192P	364192BD
C-22, CF-22	20"	364192P	364192BD
K-13, L-1300	12"	364192P	364192BD
K-16, L-1600	14"	364192P	364192BD
K-19, L-1900	17"	364192P	364192BD
Mastercraft			
1300, 1330, 3300	11"	364192P	364192BD
1550, 1575, 2550	13"	364192P	364192BD
1700, 1775	15"	364192P	364192BD
1900, 3900, 3990	17"	364192P	364192BD
3550, 3575, 4500, 4550, 4575	13"	364192P	364192BD
3700, 3775, 4775	15"	364192P	364192BD
MBS-2000E - high speed pad driver	18"	CALL*	CALL*
MD-13A	11"	364192P	364192BD
MD-15B, MD-15C, MD-15D	13"	364192P	364192BD
MD-17, MD-17C, MD-17D, MH-17E, MTS-17E, MTXV-17E	15"	364192P	364192BD
MD-20, MD-20D, MD-20E, MH-20E, MTS-20E, MTSV-20E	18"	364192P	364192BD
MD-21	19"	364192P	364192BD
MHS20E - high speed pad driver	18"	CALL*	CALL*
PR-13B	11"	364192P	364192BD
PR-17D, PR-17E	15"	364192P	364192BD
PR-20E	18"	364192P	364192BD
Mercury			
13, BDP-13	11"	364192P	364192BD
14, BDP-14	12"	364192P	364192BD
15-1/2, BDP-15, BDP-15-1/2	13"	364192P	364192BD
16, BDP-16	14"	364192P	364192BD
17, BDP-17	15"	364192P	364192BD
19, BDP-19	17"	364192P	364192BD
21, BDP-21	19"	364192P	364192BD

CALL* – Use the Rotary Wizard on the Carlisle website located in the Support section or call Customer Service at 800-654-8210.

WARNING: Do not use brushes, pads, or tools with flammable materials as serious bodily injury could result.

ROTARY BRUSHES | MACHINE LISTINGS



Machine Manufacturer's Model No	Block Dia	Suggested Carlisle Plate	Suggested EZ Snap Plate
Mercury (cont.)			
BGM-17, DC-17, GM-17	16"	CALL*	CALL*
BGM-19, DC-19, GM-19	17"	CALL*	CALL*
DC-21, GM-21	20"	CALL*	CALL*
H-15, HSP-15, L-15, L-15-1/2	13"	364192P	364192BD
H-17, HSP-17	15"	364192P	364192BD
H-19, HSP-19	17"	364192P	364192BD
H-21, HSP-21	19"	364192P	364192BD
L-16, 16-SpeedMaster	14"	364192P	364192BD
L-17, TS-17, Timesaver 17	15"	364192P	364192BD
L-19, P-19, TS-19, Timesaver 19	17"	364192P	364192BD
L-21, TS-21, Timesaver 21	19"	364192P	364192BD
National Super Service			
2010 AB/AE	18"	364192P	364192BD
24B	12"	N/A	N/A
Champ ZS29, 2929 (2 brushes)	14" - 5.53" CH	36P74	36P74BD
Champ 3329 (2 brushes)	16" - 5.53" CH	36P74	36P74BD
Champ 3529 (2 brushes)	17" - 5.53" CH	36P74	36P74BD
Filly 13	11"	364192P	364192BD
Galaxy 17	15"	364192P	364192BD
Galaxy 20	18"	364192P	364192BD
Maverick II - 15	13"	364192P	364192BD
Maverick II - 17, Maverick 300-17	15"	364192P	364192BD
Maverick II - 20, Maverick 300-20	18"	364192P	364192BD
Maverick 300	18"	364192P	364192BD
Mustang 17, Mustang 300-17	15"	364192P	364192BD
Mustang 20, Mustang 300-20	18"	364192P	364192BD
Portable 13 (old style)	11"	N/A	N/A
Portable 13-SP	11"	364192P	364192BD
SS-13	11"	364192P	364192BD
SP-15, SS-15	13"	364192P	364192BD
SP-16, SS-16	14"	364192P	364192BD
SP-17, SS-17	15"	364192P	364192BD
SP-19, SS-19	17"	364192P	364192BD
SP-20, SS-20	18"	364192P	364192BD
Thoroughbred FP15	13"	364192P	364192BD
Thoroughbred 17	15"	364192P	364192BD
Thoroughbred 20	18"	364192P	364192BD
Wrangler 17	15"	364192P	364192BD
Wrangler 20	18"	364192P	364192BD
Wrangler 24 (2 brushes)	11" - 5.53" CH	36P74	36P74BD
Wrangler 26 (2 brushes)	12" - 5.53" CH	36P74	36P74BD

Machine Manufacturer's Model No	Block Dia	Suggested Carlisle Plate	Suggested EZ Snap Plate
Wrangler 27, 2625DB (2 brushes)	13" - 5.53" CH	36P74	36P74BD
Wrangler 33, 3329 (2 brushes)	16" - 5.53" CH	36P74	36P74BD
Wrangler 1708C	17"	364192P	364192BD
Wrangler 2008C	20"	364192P	364192BD
Wrangler 2010 AB/AE	18"	364192P	364192BD
Wrangler 2016DB	18"	364192P	364192BD
Nilfisk-Advance (Advance)			
130, 135	11"	364147P	364200BD & 364147P
150, 155	13"	364147P	364200BD & 364147P
17A, 170, 175	15"	364147P	364200BD & 364147P
17B	15"	364192P	364192BD
200	18"	364147P	364200BD & 364147P
220, 225	20"	364147P	364200BD & 364147P
Adfinity 17ST	16"	364148P	364148BD
Adfinity 20ST, 20, X20D, X20C, 20D	19"	364148P	364148BD
Adfinity 24 (2 brushes)	11"	364148P	364148BD
Adgressor 28 (2 brushes)	13" - 5.53" CH	36P74	36P74BD
Adgressor 32, 3220 (2 brushes)	15" - 5.53" CH	36P74	36P74BD
Adgressor 35, 3520 (3 brushes)	11" - 5.53" CH	36P74	36P74BD
Adgressor 38, 3820 (3 brushes)	12" - 5.53" CH	36P74	36P74BD
Advenger 2400D (2 brushes)	11" - 5.53" CH	36P74	36P74BD
Advenger 2600D (2 brushes)	12" - 5.53" CH	36P74	36P74BD
Advenger 2810D (2 brushes)	13" - 5.53" CH	36P74	36P74BD
Advenger 3210D (2 brushes)	15" - 5.53" CH	36P74	36P74BD
Advenger 3400ST (2 brushes)	16" - 5.53" CH	36P74	36P74BD
All Purpose Matador 17	15"	364147P	364200BD & 364147P
All Purpose Matador 20	18"	364147P	364200BD & 364147P
BA 5321, BA 5321D	19"	364148P	364148BD
BR651, BR652	12"	364148P	364148BD
Captor 4300 (3 brushes)	14" - 5.53" CH	36P74	36P74BD
Captor 4800 (3 brushes)	16" - 5.53" CH	36P74	36P74BD
Captor 5400 (4 brushes)	13" - 5.53" CH	36P74	36P74BD
Centurian 17	15"	364147P	364200BD & 364147P
Centurian 20	18"	364147P	364200BD & 364147P
Centurian 150	13"	364147P	364200BD & 364147P
Converta Max 20	19"	364148P	364148BD
Converta Max 26 (2 brushes)	12" - 5.53" CH	36P74	36P74BD
Converta Max 28 (2 brushes)	14" - 5.53" CH	36P74	36P74BD

CALL* - Use the Rotary Wizard on the Carlisle website located in the Support section or call Customer Service at 800-654-8210.

WARNING: Do not use brushes, pads, or tools with flammable materials as serious bodily injury could result.



Machine Manufacturer's Model No	Block Dia	Suggested Carlisle Plate	Suggested EZ Snap Plate
Converta Max 34 (2 brushes)	16" - 5.53" CH	36P74	36P74BD
Convertamatic 17	15"	364147P	364200BD & 364147P
Convertamatic 18	16" - 5.53" CH	36P74	36P74BD
Convertamatic 20	18"	364147P	364200BD & 364147P
Convertamatic 21	19" - 5.53" CH	36P74	36P74BD
Convertamatic 24 (2 brushes)	11" - 5.53" CH	36P74	36P74BD
Convertamatic 26 (2 brushes)	12" - 5.53" CH	36P74	36P74BD
Convertamatic 28 (2 brushes)	14" - 5.53" CH	36P74	36P74BD
Convertamatic 32 (2 brushes)	16" - 5.53" CH	36P74	36P74BD
Convertamatic 38 (2 brushes)	19" - 5.53" CH	36P74	36P74BD
Convertamatic 200	18"	364147P	364200BD & 364147P
Convertamatic 240 (2 brushes)	11" - 5.53" CH	36P74	36P74BD
Convertamatic 260, 265, 265LX (2 brushes)	12" - 5.53" CH	36P74	36P74BD
Convertamatic 280, 285 (2 brushes)	14" - 5.53" CH	36P74	36P74BD
Convertamatic 320, 325 (2 brushes)	16" - 5.53" CH	36P74	36P74BD
Convertamatic 380, 385, 3800 (2 brushes)	19" - 5.53" CH	36P74	36P74BD
Convertamatic TRAC 5000B (4 brushes)	12" - 5.53" CH	36P74	36P74BD
CS7000 (3 brushes)	16" - 5.53" CH	36P74	36P74BD
G2000	18"	364147P	364200BD & 364147P
Galaxie 14 (new)	12" - 4.91" CH	N/A	N/A
Galaxie 16 (new)	14" - 4.91" CH	N/A	N/A
Galaxie 16, 160, G1600	14"	364147P	364200BD & 364147P
Galaxie 18 (new)	16" - 5" CH	N/A	N/A
Galaxie 18, 180	16"	364147P	364200BD & 364147P
Galaxie 20	18"	364147P	364200BD & 364147P
Gyro 13	11"	364147P	364200BD & 364147P
Gyro 14, 11-14	12"	364147P	364200BD & 364147P
Hydro-Cat (2 brushes)	12" - 5.53" CH	36P74	36P74BD
Hydro-Cat 5015 (4 brushes)	12" - 5.53" CH	36P74	36P74BD
Hydro-Retriever 200	18"	364147P	364200BD & 364147P
Hydro-Retriever 240 (2 brushes)	11" - 5.53" CH	36P74	36P74BD
Hydro-Retriever 2800 (2 brushes)	14" - 5.53" CH	36P74	36P74BD
Hydro-Retriever 3200 (2 brushes)	16" - 5.53" CH	36P74	36P74BD
Hydro-Retriever 3800 (2 brushes)	19" - 5.53" CH	36P74	36P74BD
Lynx 285 (2 brushes)	14" - 5.53" CH	36P74	36P74BD
Lynx 325 (2 brushes)	16" - 5.53" CH	36P74	36P74BD
Lynx 385 (2 brushes)	19" - 5.53" CH	36P74	36P74BD

Machine Manufacturer's Model No	Block Dia	Suggested Carlisle Plate	Suggested EZ Snap Plate
MP-20 HS	18"	364147P	364200BD & 364147P
Matador 17	15"	364147P	364200BD & 364147P
Matador 20	18"	364147P	364200BD & 364147P
Micromatic 14E	12"	364192P	364192BD
Micromatic 17B	15"	364148P	364148BD
Micromax 17B, 17E	16"	364148P	364148BD
Micromax 20B, 20DD	19"	364148P	364148BD
Mobilmatic 17	15"	364147P	364200BD & 364147P
Mobilmatic 20	18"	364147P	364200BD & 364147P
Mobilmatic 64, 6400 (4 brushes)	15" - 5.53" CH	36P74	36P74BD
Pacemaker 15	13"	364147P	364200BD & 364147P
Pacemaker 17	15"	364147P	364200BD & 364147P
Pacemaker 20, P20E	18"	364147P	364200BD & 364147P
Pacemaker 22	20"	364147P	364200BD & 364147P
Pacesetter 13	11"	364192P	364192BD
Pacesetter 17, 17HD	15"	364192P	364192BD
Pacesetter 20, 20HD, 20TS, 20SD	18"	364192P	364192BD
PM1000	15"	364147P	364200BD & 364147P
SC350, SC351	14"	364148P	364148BD
SC400-17B	15"	364192P	364192BD
SC450	18"	364148P	364148BD
SC750-26D (2 brushes)	12" - 5.53" CH	36P74	36P74BD
SC750-28D (2 brushes)	14" - 5.53" CH	36P74	36P74BD
SC800-34D, SC800 ST-34D (2 brushes)	16" - 5.53" CH	36P74	36P74BD
SC800-28D (2 brushes)	14" - 5.53" CH	36P74	36P74BD
SC1500 (2 brushes)	19" - 5.53" CH	36P74	36P74BD
SC3000-26D (2 brushes)	12"	364148P	364148BD
SD 17, SD 4317	15"	364192P	364192BD
SD 20, SD 5120	18"	364192P	364192BD
SD130	11"	364192P	364192BD
Shadow 17	15"	364192P	364192BD
Shadow 20	18"	364192P	364192BD
Speedboy Special 15	13"	364147P	364200BD & 364147P
Spin 17	15"	364192P	364192BD
Spin 20	18"	364192P	364192BD
Trac 240 (2 brushes)	11" - 5.53" CH	36P74	36P74BD
Trac 280, 2800 (2 brushes)	14" - 5.53" CH	36P74	36P74BD
Trac 320 (2 brushes)	16" - 5.53" CH	36P74	36P74BD
Trac 380 (2 brushes)	19" - 5.53" CH	36P74	36P74BD
Warrior 28D (2 brushes)	13" - 5.53" CH	36P74	36P74BD

CALL* – Use the Rotary Wizard on the Carlisle website located in the Support section or call Customer Service at 800-654-8210.

WARNING: Do not use brushes, pads, or tools with flammable materials as serious bodily injury could result.

ROTARY BRUSHES | MACHINE LISTINGS



Machine Manufacturer's Model No	Block Dia	Suggested Carlisle Plate	Suggested EZ Snap Plate	Machine Manufacturer's Model No	Block Dia	Suggested Carlisle Plate	Suggested EZ Snap Plate
Nilfisk-Advance (Advance) (cont.)				PS-22	20"	364192P	364192BD
Warrior 32D (2 brushes)	15" - 5.53" CH	36P74	36P74BD	Speed Scrub 20	18"	364192P	364192BD
Warrior 34, 34RST (2 brushes)	17"	CALL*	CALL*	Speed Scrub 24, SS5-24 (2 brushes)	11"	364109	364108BD
Whirlamatic 180	16" - 5.53" CH	36P74	36P74BD	Speed Scrub 28, SS5-28 (2 brushes)	13"	364109	364108BD
Whirlamatic 200, 205	18"	364147P	364200BD & 364147P	Speed Scrub 32, SS5-32 (2 brushes)	15"	364109	364108BD
Whirlamatic 210, 215	19" - 5.53" CH	36P74	36P74BD	Speedshine 2000-17	15"	364192P	364192BD
Whirlamatic 240, 245 (2 brushes)	11" - 5.53" CH	36P74	36P74BD	SS-14, SPR-14	12"	364192P	364192BD
Whirlamatic 260 (2 brushes)	12" - 5.53" CH	36P74	36P74BD	SS-16, SPR-16	14"	364192P	364192BD
Whirlamatic 320, 325 (2 brushes)	15" - 5.53" CH	36P74	36P74BD	SS-17, SPR-17	15"	364192P	364192BD
Whirlamatic 1100 - high speed pad driver	18"	CALL*	CALL*	SS-170, SS-1701, SS-1700	15" - 5.53" CH	36P74	36P74BD
Whisper 17	15"	364147P	364200BD & 364147P	SS-1701 Plus	15"	364115	364200BD & 364115
Whisper 20	18"	364147P	364200BD & 364147P	SS-19, SPR-19	17"	364192P	364192BD
Wildcat 15	13"	364147P	364200BD & 364147P	SS-20, SPR-20, SS2000DS, Speedshine 2000-20	18"	364192P	364192BD
Wildcat 16	14"	364147P	364200BD & 364147P	SS-22, SPR-22	20"	364192P	364192BD
Wildcat 17	15"	364147P	364200BD & 364147P	SS-24 (2 brushes)	11"	364108	364108BD
Wildcat 20	18"	364147P	364200BD & 364147P	SS-27 (2 brushes)	13" - 5.53" CH	36P74	36P74BD
Wildcat 22	20"	364147P	364200BD & 364147P	SS-33 (2 brushes)	16" - 5.53" CH	36P74	36P74BD
Wizard 13	11"	364147P	364200BD & 364147P	SS-2000, SS-2001	19" - 5.53" CH	36P74	36P74BD
Wolverine 20	18"	364147P	364200BD & 364147P	SS-2000DS	18"	364192P	364192BD
Nobles				SS-2200	19" - 5.53" CH	36P74	36P74BD
20 Series	18"	364192P	364192BD	SS-2400, SS-2401 (2 brushes)	11" - 5.53" CH	36P74	36P74BD
24 (2 brushes)	12" - 4" CH	N/A	N/A	SS-2601 (2 brushes)	12" - 5.53" CH	36P74	36P74BD
32 (2 brushes)	15" - 4" CH	N/A	N/A	SS-2700, SS-2701, SS-2800 (2 brushes)	13" - 5.53" CH	36P74	36P74BD
260 (2 brushes)	13"	CALL*	CALL*	SS-3300, SS-3301 (2 brushes)	16" - 5.53" CH	36P74	36P74BD
265XP (2 brushes)	12"	364109	364108BD	SS3-17	16"	364174	36P74BD
320 (2 brushes)	15"	CALL*	CALL*	SS3-20	19"	364174	36P74BD
1400 Series	12"	364192P	364192BD	Tuff Scrub 3300 (2 brushes)	16" - 5.53" CH	36P74	36P74BD
1700 Series	15"	364192P	364192BD	WB 20	18"	364192P	364192BD
2000 Series	18"	364192P	364192BD	North American/Nacecare			
EZ Rider HP28 (2 brushes)	14"	364108	364108BD	TTB516	15"	364101E	364200BD & 364101E
EZ Rider HP32 (2 brushes)	16"	364108	364108BD	TTB 665/200s (2 brushes)	12"	364101E	364200BD & 364101E
FM-17-SS	15"	364192P	364192BD	TT455s	20"	364101E	364200BD & 364101E
FM-20-SS	18"	364192P	364192BD	TT4550	20"	364101E	364200BD & 364101E
FS-2000	19" - 5.53" CH	36P74	36P74BD	Twintec 345, TT-345	16"	364101E	364200BD & 364101E
PS-14	12"	364192P	364192BD	TTB 455-100s (2 brushes)	11"	364101E	364200BD & 364101E
PS-16	14"	364192P	364192BD	NuSource			
PS-17	15"	364192P	364192BD	NU-17FLC, NU-17FLHD, NU-17FLDS	15"	364192P	364192BD
PS-19	17"	364192P	364192BD	NU-20FLC, NU-20FLHD, NU-20FLDS	18"	364192P	364192BD
PS-20	18"	364192P	364192BD				

CALL* – Use the Rotary Wizard on the Carlisle website located in the Support section or call Customer Service at 800-654-8210.

WARNING: Do not use brushes, pads, or tools with flammable materials as serious bodily injury could result.



Machine Manufacturer's Model No	Block Dia	Suggested Carlisle Plate	Suggested EZ Snap Plate
Pacific			
13, Satellite 13	11"	364192P	364192BD
14	12"	364192P	364192BD
15	13"	364192P	364192BD
16, Satellite 16	14"	364192P	364192BD
17	15"	364192P	364192BD
19, 19A	17"	364192P	364192BD
21	19"	364192P	364192BD
22, P22G	20"	364192P	364192BD
FM-17	15"	364192P	364192BD
FM-20	18"	364192P	364192BD
Fury 1500 DCP	13"	CALL*	CALL*
Fury 2000 DCP	18"	CALL*	CALL*
HS-17	15"	364192P	364192BD
HS-19	17"	364192P	364192BD
HS-20DC	18"	364192P	364192BD
PCP-13	11"	364192P	364192BD
PCP-15	13"	364192P	364192BD
PCP-17, PHS-17	15"	364192P	364192BD
PCP-20, PHS-20DC, P-20, PS-20	18"	364192P	364192BD
PHS-19	17"	364192P	364192BD
PS-20	18"	364192P	364192BD
Searay 133	11"	364192P	364192BD
Searay 175, 175DS, 175 HD	15"	364192P	364192BD
Searay 205, 205DS	18"	364192P	364192BD
VS-20	18"	364192P	364192BD
Ponsell Atlas			
A-15	13" - 5" CH	N/A	N/A
CR-134	11"	N/A	N/A
CR-154, CR-155, CR156	13"	N/A	N/A
CR-175, CR-176, CR-177	15"	N/A	N/A
CR-196, CR197	17"	N/A	N/A
CR-206, CR-207	18"	N/A	N/A
CR-226, CR-227	20"	N/A	N/A
DS-14, E-15, G-15, H-15	13" - 5" CH	N/A	N/A
DS-16, I-16	14" - 5" CH	N/A	N/A
DS-19, I-19, O-19	17" - 5" CH	N/A	N/A
Q-12, Q-13	12" - 5" CH	N/A	N/A
Q-15, QS-15	13" - 5" CH	N/A	N/A
Q-16, QS-16	14" - 5" CH	N/A	N/A
Q-18	16" - 5" CH	N/A	N/A
Q-19	17" - 5" CH	N/A	N/A
V-16, VS-16	14" - 5" CH	N/A	N/A
V-19, VS-19	17" - 5" CH	N/A	N/A
V-22	20" - 5" CH	N/A	N/A

Machine Manufacturer's Model No	Block Dia	Suggested Carlisle Plate	Suggested EZ Snap Plate
Powr-Flite			
C171, C171HD, C171SD, C172, M171-3, M171HD-3, M172-3	15"	364192P	364192BD
C201, C201HD, C202, M201-3, M201HD-3, M202-3	18"	364192P	364192BD
P131-3	11"	364192P	364192BD
PAS17	16"	364192P	364192BD
Pullman-Holt (Boss Cleaning)			
50	14"	364192P	364192BD
2S-16	14" - 5" CH	N/A	N/A
2S-17	15" - 5" CH	N/A	N/A
2S-20	18" - 5" CH	N/A	N/A
A-14	12" - 5" CH	N/A	N/A
A-16	14" - 5" CH	N/A	N/A
B-13 Series	11"	364192P	364192BD
B-14 Series	12"	364192P	364192BD
B-16 Series	14"	364192P	364192BD
B-18 Series	16"	364192P	364192BD
B-20 Series	18"	364192P	364192BD
B-22F	20"	364192P	364192BD
C-16D, C-16E	14"	364192P	364192BD
C-18 Series	16"	364192P	364192BD
C-20 Series	18"	364192P	364192BD
C-22F	20"	364192P	364192BD
CD-14	12" - 5" CH	N/A	N/A
CD-16	14" - 5" CH	N/A	N/A
D-18F	16"	364192P	364192BD
DS-20F	18"	364192P	364192BD
ES2000	18"	364192P	364192BD
Expert-13	11"	364192P	364192BD
Expert-16	14"	364192P	364192BD
Expert-18	16"	364192P	364192BD
Expert-20	17"	364192P	364192BD
Expert-22	20"	364192P	364192BD
Gloss Boss 1090, 1500, 2000 - high speed pad driver	18"	CALL*	CALL*
Heavy-Duty 15	13" - 4.25" CH	N/A	N/A
HS18F	16"	364192P	364192BD
J-13, JW-13	11"	364192P	364192BD
JW-16	14"	364192P	364192BD
JW-18	16"	364192P	364192BD
JW-20	17"	364192P	364192BD
JW-22	20"	364192P	364192BD
M-13-1/2	11"	364183P	364200BD & 364183P
M-15-1/2	13"	364183P	364200BD & 364183P
M-16 Series	14"	364192P	364192BD

CALL* – Use the Rotary Wizard on the Carlisle website located in the Support section or call Customer Service at 800-654-8210.

WARNING: Do not use brushes, pads, or tools with flammable materials as serious bodily injury could result.

ROTARY BRUSHES | MACHINE LISTINGS



Machine Manufacturer's Model No	Block Dia	Suggested Carlisle Plate	Suggested EZ Snap Plate
Pullman-Holt (Boss Cleaning) (cont.)			
M-17	15"	364183P	364200BD & 364183P
M-18 Series	16"	364192P	364192BD
M-20 Series	18"	364192P	364192BD
P-12-1/2	11"	364192P	364192BD
P-13B, P-13C	11"	364192P	364192BD
P-14, PC-14, PR-14	12"	364192P	364192BD
P-16, PC-16, PR-16, PX-16	14"	364192P	364192BD
P-18, PC-18, PR-18	16"	364192P	364192BD
P-20 Series, PC-20, PR-20, PX-20, PES-2000	18"	364192P	364192BD
P-22 Series, PC-22 Series	20"	364192P	364192BD
S-17 Series	15"	364192P	364192BD
S-20 Series	18"	364192P	364192BD
Scrub Boss SB26 (2 brushes)	12" - 5.13" CH	N/A	N/A
Scrub Boss SB32 (2 brushes)	15" - 5.13" CH	N/A	N/A
Single 13	11"	364192P	364192BD
Single 14	12"	364192P	364192BD
Single 16	14"	364192P	364192BD
Single 18, Single 19	16"	364192P	364192BD
Single 20	17"	364192P	364192BD
Single 22	20"	364192P	364192BD
Special 16	14"	364192P	364192BD
Special 20E	18"	364192P	364192BD
Super 16	14"	364192P	364192BD

RPS (Factory Cat/Tomcat)

See Factory Cat/Tomcat on pages 134-135.

Standardized Sanitation Systems (SSS)

15	13"	364192P	364192BD
16	14"	364192P	364192BD
17, 17VS, 17HS	15"	364192P	364192BD
19, 19A	17"	364192P	364192BD
21, 21VS, 20HS	19"	364192P	364192BD
Cougar 17	15"	364192P	364192BD
Cougar 20	18"	364192P	364192BD
Panther 18C	17" - 5.53" CH	36P74	36P74BD
Panther 20T	19" - 5.53" CH	36P74	36P74BD

Taski

Hi-Speed	15"	CALL*	CALL*
Combimat 55 (2 brushes)	11" - 4" CH	N/A	N/A
Except Scrub-Grit® II & Dyna-Scrub®	12" - 4" CH	N/A	N/A
Combimat 85 (2 brushes)	16" - 4" CH	N/A	N/A
Except Scrub-Grit® II & Dyna-Scrub®	17" - 4" CH	N/A	N/A

Machine Manufacturer's Model No	Block Dia	Suggested Carlisle Plate	Suggested EZ Snap Plate
1000E	19" - 4" CH	N/A	N/A
Combimat 1500 (2 brushes)	11"	CALL*	CALL*
Combimat 1700 (2 brushes)	14"	CALL*	CALL*
Combimat 1900 (2 brushes)	17"	CALL*	CALL*
Tennant (Tennant Trend)			
426 (2 brushes)	12" - 4.36" CH	N/A	N/A
432 (2 brushes)	16" - 5.5" CH	N/A	N/A
465, 1465 (2 brushes)	12"	364108	364108BD
480, 1480 (2 brushes)	16"	364108	364108BD
490, 1490 (2 brushes)	18"	364108	364108BD
510E, 515, 7300, 8010, 8200, 8210, 8300, Max Pro 1000 (2 brushes)	20"	364108	364108BD
515, 7300, 7400, 8010, 8200, 8210, 8300, Max Pro 1200 (3 brushes)	16"	364108	364108BD
528, 530E	12"	364108	364108BD
2000	15"	364192P	364192BD
2030-17	15"	364192P	364192BD
2030-20	18"	364192P	364192BD
2040	18"	364192P	364192BD
2100	11"	364192P	364192BD
2100-17	15"	364192P	364192BD
2100-20	18"	364192P	364192BD
2120, 2140, 2160	15"	364192P	364192BD
2130, 2150, 2170	18"	364192P	364192BD
2270-17	15"	364192P	364192BD
2270-20	18"	364192P	364192BD
5100	15"	364115	364200BD & 364115
5200	19" - 5.53" CH	36P74	36P74BD
5400-24D (2 brushes)	11" - 5.53" CH	364109	364108BD
5400-26D (2 brushes)	12" - 5.53" CH	364109	364108BD
5500 (2 brushes)	11" - 5.53" CH	36P74	36P74BD
5520 (2 brushes)	12" - 5.53" CH	36P74	36P74BD
5540 (2 brushes)	13" - 5.53" CH	36P74	36P74BD
5560 (2 brushes)	16" - 5.53" CH	36P74	36P74BD
5680-700D, 5700-700D, 7100-28D, 7200 Tight Aisle (2 brushes)	14"	364108	364108BD
5680-800D, 5700-800D, 7100-32D (2 brushes)	16"	364108	364108BD
5680-900D, 5700-900D, 7200D (2 brushes)	18"	364108	364108BD
7080-28 (2 brushes)	14"	364108	364108BD
7080-32 (2 brushes)	16"	364108	364108BD
8400, 8410, Max Pro 1200 (3 brushes)	16"	364108	364108BD

CALL* – Use the Rotary Wizard on the Carlisle website located in the Support section or call Customer Service at 800-654-8210.

WARNING: Do not use brushes, pads, or tools with flammable materials as serious bodily injury could result.



Machine Manufacturer's Model No	Block Dia	Suggested Carlisle Plate	Suggested EZ Snap Plate
AS265XP/TX (2 brushes)	13"	364109	364108BD
BA-2000	19" - 5.53" CH	36P74	36P74BD
EZ Rider-28 (2 brushes)	14"	364108	364108BD
EZ Rider-32 (2 brushes)	16"	364108	364108BD
F5-17, F10-17	15"	364192P	364192BD
F5-20, F10-20	18"	364192P	364192BD
FM-17-SS	15"	364192P	364192BD
FM-20-SS, FM-20-DS	18"	364192P	364192BD
FS-2000	19" - 5.53" CH	36P74	36P74BD
M-20	16"	364108	364108BD
Powerline 17	15"	CALL*	CALL*
Powerline 20	18"	CALL*	CALL*
Power Trend 15	14"	364192P	364192BD
Power Trend 17	16"	364192P	364192BD
Power Trend 20	19"	364192P	364192BD
S250 (2 brushes)	12" - 5.53" CH	36P74	36P74BD
Speed Scrub 1701 Plus	15"	364115	364200BD & 364115
Servomatic 17	15" - 4.94" CH	N/A	N/A
Servomatic 26, 261 (2 brushes) Except Scrub-Grit® II & Dyna-Scrub®	12" - 4.36" CH	N/A	N/A
Servomatic 32 (2 brushes)	15" - 4.36" CH	N/A	N/A
SS5-28 (2 brushes)	13"	364109	364108BD
SS5-32 (2 brushes)	15"	364109	364108BD
SSR-26D (2 brushes)	13"	364109	364108BD
SSR-32D (2 brushes)	16"	364109	364108BD
T2-17	16"	364174	36P74BD
T2-20	19"	364174	36P74BD
T3-17	16"	364174	36P74BD
T3-20	19"	364174	36P74BD
T5-24 (2 brushes)	11"	364109	364108BD
T5-28 (2 brushes)	13"	364109	364108BD
T5-32 (2 brushes)	15"	364109	364108BD
T7-26 (2 brushes)	13"	364109	364108BD
T7-32 (2 brushes)	16"	364109	364108BD
T12 (2 brushes)	16"	364108	364108BD
T15 (2 brushes)	18"	364108	364108BD
T16 (2 brushes)	18"	364108	364108BD
T20 (3 brushes)	14"	364108	364108BD
Viking 15	14"	N/A	N/A

Tennant Trend (Tennant)

See Tennant (Tennant Trend) listing on pages 142-143.

Machine Manufacturer's Model No	Block Dia	Suggested Carlisle Plate	Suggested EZ Snap Plate
Thoro-Matic			
SE 15	13"	364192P	364192BD
SE 17	15"	364192P	364192BD
SE 20	18"	364192P	364192BD
SE 22	20"	364192P	364192BD
TM 13	11"	364192P	364192BD
TM 15	13"	364192P	364192BD
TM 17, TM 17-TS	15"	364192P	364192BD
TM 20, TM 20 TS (2 speed)	18"	364192P	364192BD
TM 22	20"	364192P	364192BD
TM 300-17	15"	364192P	364192BD
TM 300-20 (2 speed)	18"	364192P	364192BD
TM-1000	18"	364192P	364192BD
Tornado (Breuer)			
15	13"	364192P	364192BD
17	15"	364192P	364192BD
17-1	16"	364192P	364192BD
19	17"	364192P	364192BD
20-1	18"	364192P	364192BD
22	20"	364192P	364192BD
73 Series	12" - 5" CH	N/A	N/A
75 Series	14" - 5" CH	N/A	N/A
77 Series	16" - 5" CH	N/A	N/A
94 Series	12"	364192P	364192BD
96, 97	14"	364192P	364192BD
98	16"	364192P	364192BD
130, 131, 132	11" - 4" CH	N/A	N/A
150	13"	364192P	364192BD
280-15, 283-15	13"	364192P	364192BD
280-17, 283-17	15"	364192P	364192BD
280-19, 283-19	17"	364192P	364192BD
280-22, 283-22	20"	364192P	364192BD
940 Series, 941	12"	364192P	364192BD
960, 961, 962	14"	364192P	364192BD
980, 981	16"	364192P	364192BD
990	20"	364192P	364192BD
3500 Floorkeeper (2 brushes)	15"	364103	364200BD & 364103
6400, 6500	12" - 5" CH	N/A	N/A
6600, 6700	14" - 5" CH	N/A	N/A
6800, 6900	16" - 5" CH	N/A	N/A
95625 (21" Auto-Mite)	19" - 4.63" CH	N/A	N/A

CALL* – Use the Rotary Wizard on the Carlisle website located in the Support section or call Customer Service at 800-654-8210.

WARNING: Do not use brushes, pads, or tools with flammable materials as serious bodily injury could result.

ROTARY BRUSHES | MACHINE LISTINGS



Machine Manufacturer's Model No	Block Dia	Suggested Carlisle Plate	Suggested EZ Snap Plate
Tornado (Breuer) (cont.)			
95678/95679 (16" Auto-Mite)	14" - 4.63" CH	N/A	N/A
97580 (M17-175)	15"	364192P	364192BD
97585 (M20-175)	18"	364192P	364192BD
97800 (16" Series I)	14"	364192P	364192BD
97805 (18" Series I)	16"	364192P	364192BD
97810 (20" Series I)	18"	364192P	364192BD
97820 (14" Series I)	12"	364192P	364192BD
98400	13"	364192P	364192BD
98405 (17" Series II)	15"	364192P	364192BD
98410 (19" Series II)	17"	364192P	364192BD
98415 (22" Series II)	20"	364192P	364192BD
98470 (16" Bi-Speed)	14"	364192P	364192BD
98473 (17" Bi-Speed)	15"	364192P	364192BD
98480 (20" Bi-Speed)	18"	364192P	364192BD
98663 (Tri-Drive 1517)	15"	364192P	364192BD
98666 (Tri-Drive 1520)	18"	364192P	364192BD
98672 (17" ES Deluxe)	15"	364192P	364192BD
98673 (ES8673 - 17" Deluxe)	15"	364192P	364192BD
98674 (20" ES Deluxe)	18"	364192P	364192BD
98675 (ES8675 - 20" Deluxe)	18"	364192P	364192BD
98677 (1517SSM)	15"	364192P	364192BD
98682 (ES8682 - 17" Standard)	15"	364192P	364192BD
98683 (ES8683 - 17" Standard)	15"	364192P	364192BD
98684 (ES8684 - 20" Standard)	18"	364192P	364192BD
98685 (ES8685 - 20" Standard)	18"	364192P	364192BD
99125, 99105 (EZ-20 Floorkeeper)	19"	364192P	364192BD
99300 (Floorkeeper 3800) (2 brushes)	11"	364103	364200BD & 364103
99307 (26" Floorkeeper) (2 brushes)	14"	364103	364200BD & 364103
99321 (24" Floorkeeper) (2 brushes)	12"	364103	364200BD & 364103
99333 (32" - 2 brushes)	16"	364103	364200BD & 364103
99351 (28" Floorkeeper) (2 brushes)	14"	364103	364200BD & 364103
99407 (33" Mid-Range Floorkeeper) (2 brushes)	16"	364103	364200BD & 364103
99421 (32" Long-Range Floorkeeper) (2 brushes)	16"	364103	364200BD & 364103

Machine Manufacturer's Model No	Block Dia	Suggested Carlisle Plate	Suggested EZ Snap Plate
99430 (30" Floorkeeper) (2 brushes)	16"	364108	364108BD
99450, 99451 (36" Long-Range Floorkeeper) (2 brushes)	18"	364103	364200BD & 364103
99720 (BD 26/14) (2 brushes)	12" - 5.53" CH	36P74	36P74BD
Cyclone 14-1/2	12"	364192P	364192BD
Cyclone 16-1	14"	364192P	364192BD
Cyclone 18-1	16"	364192P	364192BD
Cyclone 19-1	17"	364192P	364192BD
Jumbo	14" - 6.13" CH	N/A	N/A
Majestic	18" - 6.13" CH	N/A	N/A
P17 (97562, 97563)	15"	364192P	364192BD
P20 (97564, 97565)	18"	364192P	364192BD
Royal	12" - 5.25" CH	N/A	N/A
Standard	16" - 6.13" CH	N/A	N/A
Thrifty 150	13"	364192P	364192BD
Tundra			
T13 Pro	11"	364192P	364192BD
T17 Pro, T17 Heavy, T17 Super Heavy, TL17	15"	364192P	364192BD
T20, T20 Heavy, T20 Super Heavy, T20 Dual, TL 20	18"	364192P	364192BD
United (Unico)			
CSU-13	11"	364192P	364192BD
CSU-14	12"	364192P	364192BD
CSU-15	13"	364192P	364192BD
CSU-16	14"	364192P	364192BD
CSU-17	15"	364192P	364192BD
CSU-20	18"	364192P	364192BD
P60-15	13"	364192P	364192BD
P60-17	15"	364192P	364192BD
P60-20	18"	364192P	364192BD
SBU-13	11"	364192P	364192BD
SBU-14	12"	364192P	364192BD
SBU-15, S60-16	13"	364192P	364192BD
SBU-16	14"	364192P	364192BD
SBU-17, S60-17	15"	364192P	364192BD
SBU-20, S60-20	18"	364192P	364192BD
SBU-20SS - high speed pad driver	18"	CALL*	CALL*
Viper			
DR17125, DR17175	15"	364192P	364192BD
DR20125, DR20175	18"	364192P	364192BD
Fang 15B	13"	364192P	364192BD

CALL* – Use the Rotary Wizard on the Carlisle website located in the Support section or call Customer Service at 800-654-8210.

WARNING: Do not use brushes, pads, or tools with flammable materials as serious bodily injury could result.



Machine Manufacturer's Model No	Block Dia	Suggested Carlisle Plate	Suggested EZ Snap Plate
Fang 18	17"	CALL*	CALL*
Fang 20, 20T, 20HD	18" - 5.53" CH	36P74	36P74BD
Fang 24T (2 brushes)	11" - 5.53" CH	36P74	36P74BD
Fang 26T (2 brushes)	12" - 5.53" CH	36P74	36P74BD
Fang 28T (2 brushes)	13" - 5.53" CH	36P74	36P74BD
Fang 32T (2 brushes)	15" - 5.53" CH	36P74	36P74BD
TP2015HD	19"	364192P	364192BD
VN1700, VN1715	15"	364192P	364192BD
†VN1720P - 17", VN1720-17"	15"	364192P	364192BD
†VN1720P - 20", VN1720-20"	18"	364192P	364192BD
VN2015, VN20DS	18"	364192P	364192BD
† Model VN1720P is sold by the manufacturer with both a 17" and 20" deck.			
Windsor			
Chariot 2, iScrub 20, CS20	18"	364112	364112BD
Chariot 3, iScrub 26, CS26 (2 brushes)	12"	364112	364112BD
Chariot 20	19"	364112	364112BD
Chariot CSX24 (2 brushes)	12"	364112	364112BD
Lightning 175-17	15"	364183P	364200BD & 364183P
Lightning 175-20	18"	364183P	364200BD & 364183P
Merit 175-17 (MD-17)	15"	364183P	364200BD & 364183P
Merit 175-20 (MD-20)	18"	364183P	364200BD & 364183P
Merit MP13	11"	364192P	364192BD
Merit MP15	13"	364192P	364192BD
Merit MP17X	15"	364192P	364192BD
Merit MP20X	18"	364192P	364192BD
P 175-18	16"	364192P	364192BD
P 300-18, P360-18	16"	364192P	364192BD
P 300-20, P360-20	18"	364192P	364192BD
PA-18, PG-18	16"	364192P	364192BD
PowerTec 17	16"	CALL*	CALL*
PowerTec 20	18"	CALL*	CALL*
PowerTec 26 (2 brushes)	13"	CALL*	CALL*
PowerTec 28 (2 brushes)	14"	CALL*	CALL*
PowerTec 32 (2 brushes)	16"	CALL*	CALL*
PowerTec 34 (2 brushes)	17"	CALL*	CALL*
Quick 32 (2 brushes)	15"	CALL*	CALL*
Saber 24 (2 brushes)	11"	CALL*	CALL*
Saber 26 (2 brushes)	12"	CALL*	CALL*
Saber 28 (2 brushes)	13"	364112	364112BD

Machine Manufacturer's Model No	Block Dia	Suggested Carlisle Plate	Suggested EZ Snap Plate
Saber Cutter 26 (2 brushes)	12"	CALL*	CALL*
Saber Glide 28 (2 brushes)	13"	364112	364112BD
Saber Glide 28/36 (3 brushes)	11"	364112	364112BD
Saber Glide 32, Saber Cutter 32 (2 brushes)	15"	364112	364112BD
Saber 34 (2 brushes)	16"	CALL*	CALL*
Saber Compact 17	17"	CALL*	CALL*
Saber Compact 20	19"	364112	364112BD
SCC 172	17"	364174	36P74BD
Storm 13, SP13	11"	364192P	364192BD
Storm 15, SP15	13"	364192P	364192BD
Storm 17, SP17, Deluxe SP17X	15"	364192P	364192BD
Storm 20, 20X, SP20, SPS20D	18"	364192P	364192BD
Tracker AS34 (2 brushes)	17"	CALL*	CALL*
Trident Compact 17	16"	CALL*	CALL*
Trident Compact 20, 20T	19"	CALL*	CALL*
Trident TR28 (2 brushes)	14"	CALL*	CALL*
Trident TR34 (2 brushes)	17"	CALL*	CALL*
* Fits new machines with star style plates only. Old style hex shaped plate not available from Carlisle.			

CALL* – Use the Rotary Wizard on the Carlisle website located in the Support section or call Customer Service at 800-654-8210.

WARNING: Do not use brushes, pads, or tools with flammable materials as serious bodily injury could result.



POWER SWEEPING

Flo-Pac® power sweeping brooms are built around a heavy duty core, with staple-set tufts aligned in spiral rows. This design places bristles on the floor at all times to increase vacuum efficiency and improve pickup characteristics.

Bristle Types

Several bristle types are available for a wide range of cleaning applications, ranked below by aggressiveness.

→ MORE AGGRESSIVE →

Sweeping Brushes:

Union → Proex → Poly → Nylon → Union & Wire → Proex & Wire → Crinkle Wire

Side Sweeping Brushes:

Poly → Nylon → Flat Wire

Heavy-Duty Main Brooms

Union & Wire Bristle Brooms

Brush Life: Fair to good

- Double row design for use on dry, slightly encrusted soiled surfaces and light dust conditions

Poly & Wire Bristle Brooms

Brush Life: Very good

- Double row design for slightly encrusted, medium to heavy loose soiled surfaces and light dust conditions
- Good hopper loading performance
- Not recommended for sweeping higher temp debris

Crinkle Wire Bristle Brooms

Brush Life: Fair to good

- Double row design with cutting action for extra heavy duty sweeping of compacted dirt
- Recommended for dry, low dust sweeping on unsealed surfaces
- Preferred for sweeping higher temp debris

Proex & Wire Bristle Broom

Brush Life: Good to very good

- Double row design for slightly packed and heavy debris
- Not recommended for sweeping higher temp debris



→ MORE AGGRESSIVE →

Union & Wire → Poly & Wire → Crinkle Wire



General Purpose Main Brooms

Nylon Patrol Bristle Broom

Brush Life: Excellent

- Double row herringbone design for sweeping large indoor and outdoor areas at higher speeds
- “V” shaped pattern bristles give superior hopper loading of sand and larger items

Proex Bristle Brooms

Brush Life: Good to very good

- Double row design with X-shaped polypropylene bristles
- Universal all-purpose brush
- Not recommended for sweeping higher temperature debris

Union Bristle Brooms

Brush Life: Fair

- Double row design for sweeping most soiled surfaces and medium dust conditions

Poly Bristle Brooms

Brush Life: Good to very good

- Double row design for sweeping most soiled surfaces
- Economical choice that retains its stiffness when wet
- For medium dust conditions
- Not recommended for sweeping higher temperature debris

Nylon Bristle Broom

Brush Life: Excellent

- Double row design Nylon offers longer bristle life and good hopper loading performance
- Our most popular fill for sweeping most soiled surfaces
- Dry sweeping conditions



→ MORE AGGRESSIVE →

Nylon → Patrol Polypropylene → Nylon

Dusty Sweeping Main Brooms

Poly Bristle Brooms

Brush Life: Good

- High-density, single and double row design for loose soiled surfaces
- Available for select models.

Nylon Bristle Brooms

Brush Life: Excellent

- High-density, single row design for sweeping severe dust and loose soiled surfaces
- Recommended for dry sweeping on most surfaces

Union & Wire Bristle Brooms

Brush Life: Fair to good

- High-density, single row design combines Wire for cutting lightly compacted, soiled surfaces with Union fiber for heavy dust conditions



→ MORE AGGRESSIVE →

Nylon → Union & Wire



POWER SWEEPING

SIDE SWEEP BRUSHES

Flo-Pac® side sweep brushes are built on a rugged marine type plywood block for extra long life. Staple-set bristles are arranged in a broad flare design with a wide sweeping face that provides easy access to corners, walls, and gutters.

Poly Bristle Side Sweeps

Brush Life: Good to very good

- For general purpose sweeping
- Economical and retains its stiffness when wet
- Not recommended for sweeping higher temp debris

Nylon Bristle Side Sweeps

Brush Life: Excellent

- For dry sweeping on most surfaces
- Nylon offers longer bristle life

Flat Wire Bristle Side Sweeps

Brush Life: Good

- For heavy duty sweeping and cutting of mud and compacted soiled surfaces
- Preferred for outdoor sweeping and for higher temp debris



→ MORE AGGRESSIVE →


Poly → Nylon → Flat Wire




Bristle Patterns

Flo-Pac® brushes are available in several bristle patterns to match the size and power of your equipment.

Cylindrical Sweeps



Double Row
(6, 8, 12, and 16 D.R.)

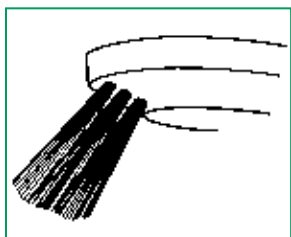


High-Density
Single Row (Full-Fill)
(16, 18, and 24 S.R.)



Single Row
(18 and 24 S.R.)

Side Sweeps

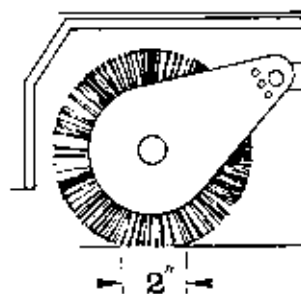


Single Row
(2, 3, and 4 S.R.)

Brush Adjustment

When replacing the cylindrical brushes on your sweeper or scrubber, the suggestions below will give longer bristle life and maximum performance:

- Follow the directions from your equipment manual to remove and install brushes
- Start the machine and lower the brush until you can hear or feel it sweep the floor; don't lower the brush any further at this time; if installing, do not turn on water
- Let the brush sweep the floor for approximately 20 seconds; raise the brush and move the machine away; a 1-1/2" to 2" wide strip on the floor where the brush made contact should be visible
- If one end is wider than the other, the brush mounting needs adjustment (refer to your equipment manual)
- Check the brush chamber to assure that the brush arms are free to move
- A properly adjusted brush mounting will increase brush performance life, reduce excessive vibration, and prevent equipment damage



mis-adjusted



properly adjusted